



The Wright SkillsTM




Kindergarten

Blackline Masters for Sample Lesson

Lesson 35
Consonant *r*

Name _____

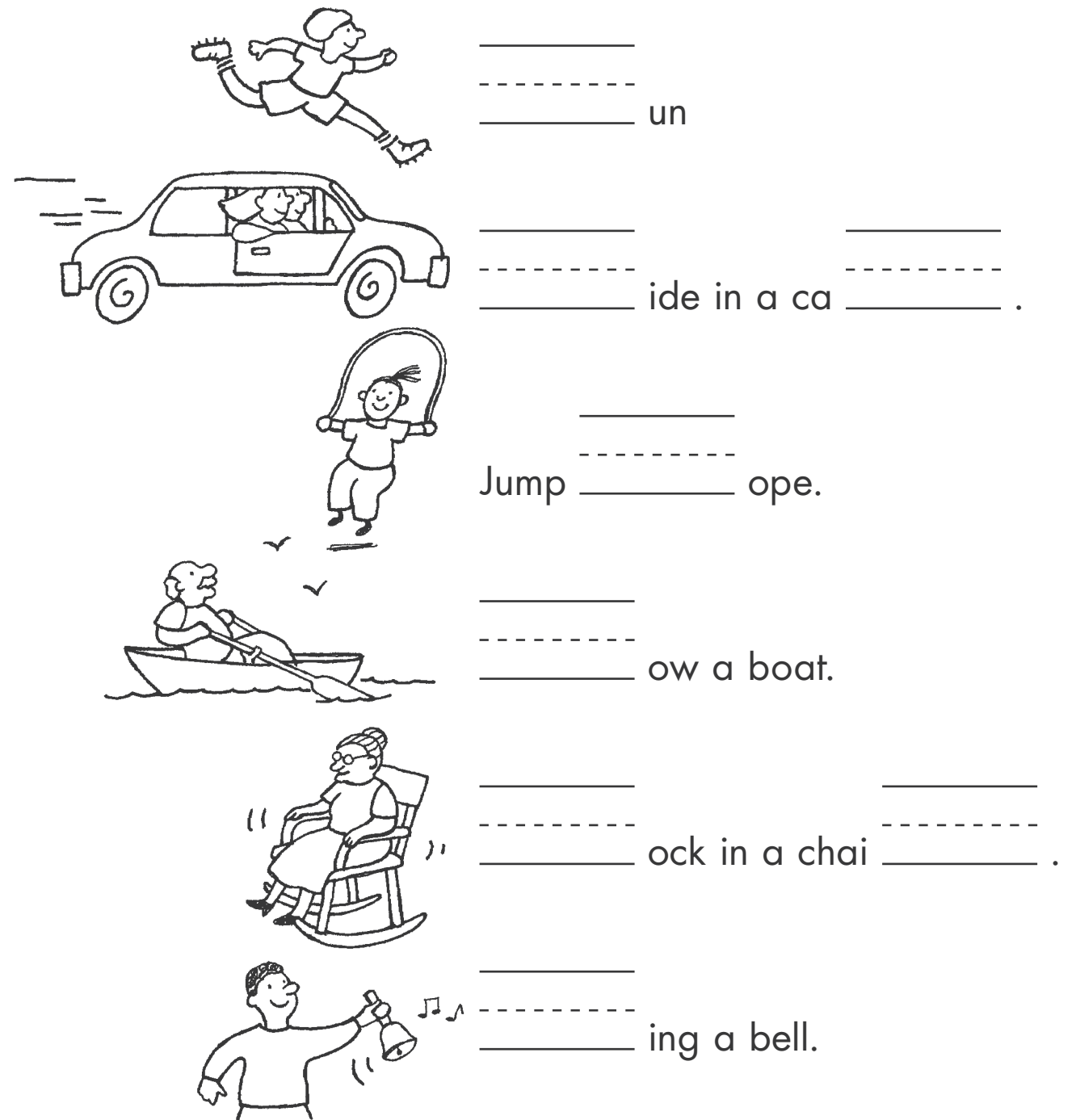


Directions: Students say the picture word. If they hear /r/ at the beginning of the word, they color the picture red. (*radio, raccoon, ruler, rose, rake, rocket, rope*) If they hear /r/ at the end of the word, they should draw a square around it. (*star, car, ruler, chair, four, hammer*) If they don't hear /r/ at all, they should leave it alone. (*mouse, lion, sock*)

Lesson 35: Consonant r

Name _____

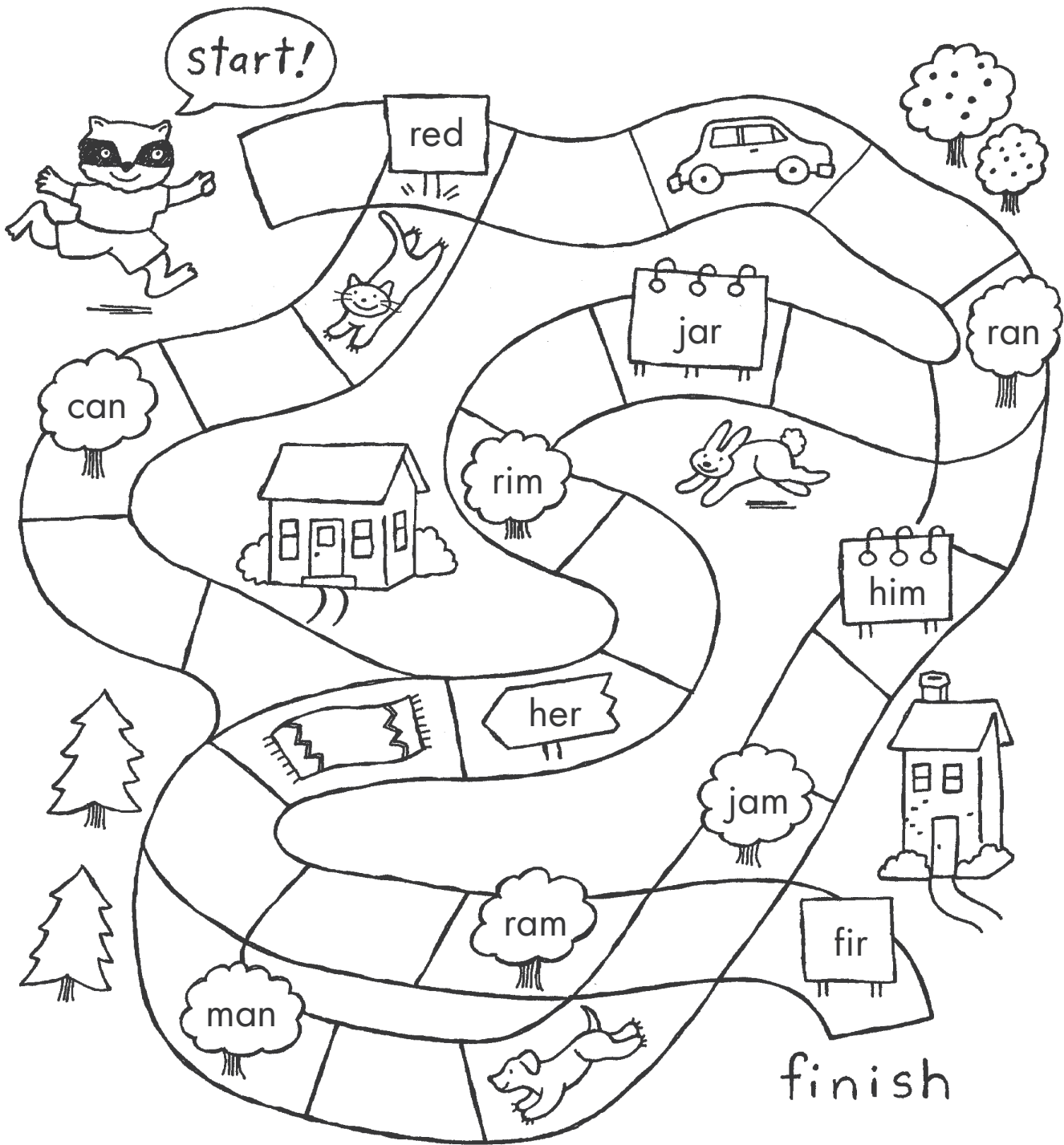
R R r r



Directions: Have students practice writing the letter Rr. Help them tell what is happening in each picture. Then have them write the letter r in the space to complete each word that begins or ends with r.

Lesson 35: Consonant r



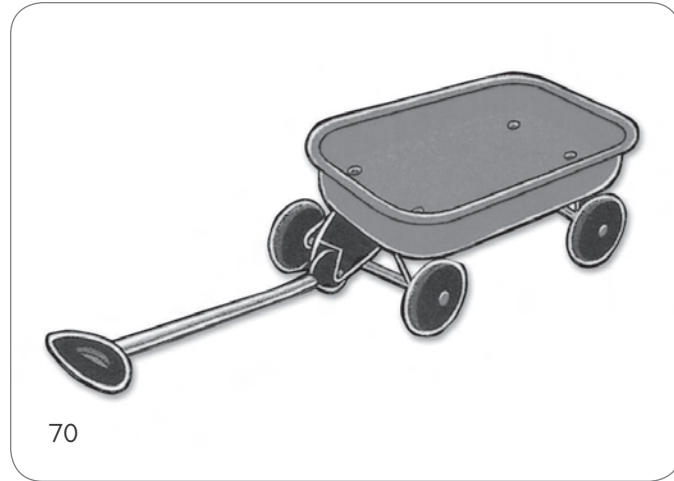

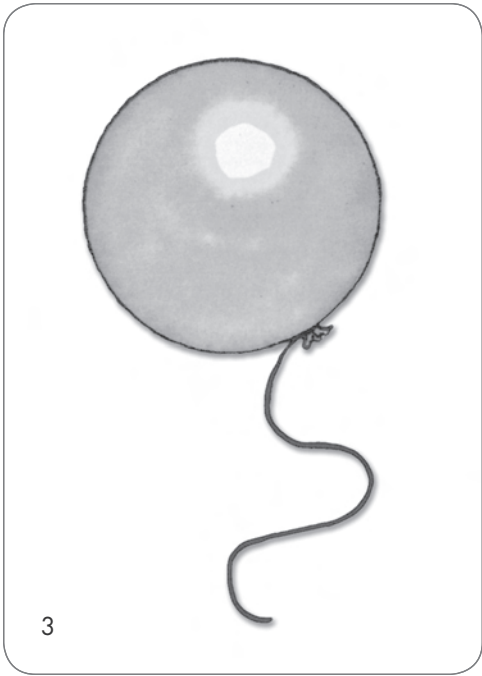
Name _____



Directions: Students help Rocky Raccoon race to the finish line by drawing a line to each word and picture name that begins or ends with the letter *r*.

Name _____

1.			
2.			
3.			
4.			
5.			
6.			
7.			
8.			
9.			
10.			



R r



rabbit

a

22

b

1

l

9

m

10

Name _____

p

12

r



14

t

16

w


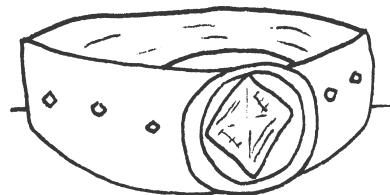


18



Copyright © 2007 Wright Group/McGraw-Hill

Directions: Students cut apart the cards and tell what is happening in each one. They use the rhyme to put the events of the race in order and paste them on the racetrack.

Name _____



Copyright © 2007 Wright Group/McGraw-Hill


Directions: Students say the picture names. They use a red crayon to color pictures whose names begin with the /r/ sound. (*rope, ring, rabbit*) They draw a square around pictures that end with the /r/ sound. (*door, star*) They cross out pictures whose names do not begin or end with the /r/ sound. (*ant*)

a

i

n

p





Wright Group

The McGraw-Hill Companies

R80001584