



The Wright SkillsTM



Kindergarten


Blackline Masters for Sample Lesson

Lesson 3

Compound Word Awareness



Name _____



Directions: Students name the pictures, color them, and cut them apart. Then they should cut each picture in half and use the picture as a manipulative to help them segment and blend the compound picture names. (*starfish, cupcake, butterfly, backpack, sunflower, teapot*)

Lesson 3: Compound Word Awareness

Name _____



Directions: Have students find and circle the hidden pictures (*cupcake, starfish, butterfly, sunflower, rainbow, sunglasses, teapot, book, hat, cup*). Ask whether each picture name is a compound word. If it is, have students identify the word's two parts.



Lesson 3: Compound Word Awareness

Name _____



Copyright © 2007 Wright Group/McGraw-Hill

Directions: Use the picture to talk about the rhyme. Have students identify and color *Little Boy Blue*, *horn*, *sheep*, *meadow*, *cow*, *corn*.





Wright Group

The McGraw-Hill Companies

R80001582