



The Wright Skills™



Grade 2



Blackline Masters for Sample Lesson

Lesson 20

***r*-Controlled Vowels**

Name _____

Name the first picture in each row. Circle the other pictures in the row whose names rhyme with it.



Name _____

Circle the word that belongs in each sentence. Then write the word on the line.

Pokey is a pig. She lives on a _____.
fern farm

She sleeps in the _____.
burn barn

She eats a lot of _____.
corn card

She likes to poke her nose in the _____.
dirt dart

Pokey has a tail that _____.
curls calls

Name _____

Write a word from the box to finish each rhyme.

torn skirt fern more dark

I got some apples at the store.

I ate them and went back for _____.



When a spark made plants burn,

the ranger was glad to see a _____.



Pete brushed by a bush with a thorn.

He didn't see that his shirt was _____.



Jamie spilled milk on her shirt.

Then she spilled some on her _____.




Ben and Ken played in the park.

They came home after it got _____.



107




1



20



187




216



214



191



205

ar

87

er

89

ir

90

13

222



223

or

88

ur

91



77

acorn

107

bird

1

skirt

191

starfish

205

guitar

20

scarf

187

thirteen

222

thorn

223

shark

216


shirt

214

yarn

77

Name _____




Copyright © 2007 Wright Group/McGraw-Hill


Directions: Students cut out the pictures. Then they put them in the same order as in the rhyme.

Name _____

er ir ar or ur



b _____ d



sh _____ k



flow _____



g _____ l




st _____ e




f _____ k



j _____



h _____ se



c _____



p _____ se

30

th _____ ty



n _____ se

Copyright © 2007 Wright Group/McGraw-Hill

Directions: Students write the letters from the box to complete the word that names each picture.



Wright Group

The McGraw-Hill Companies

R80001591