



The Wright Skills™



Grade 2

Blackline Masters for Sample Lesson

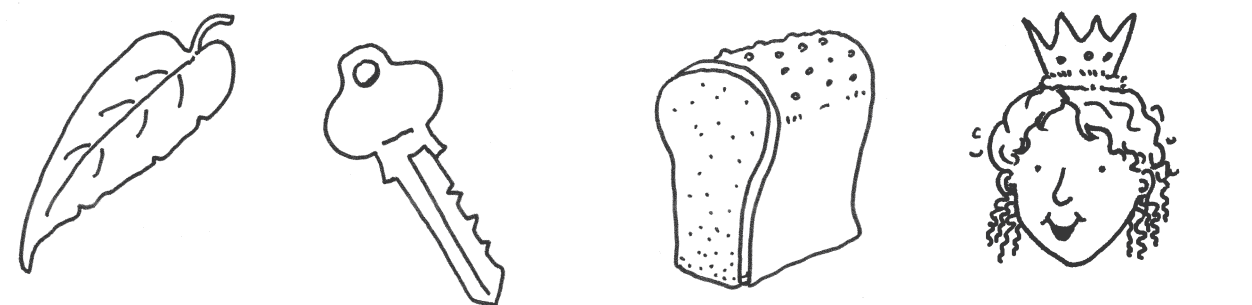


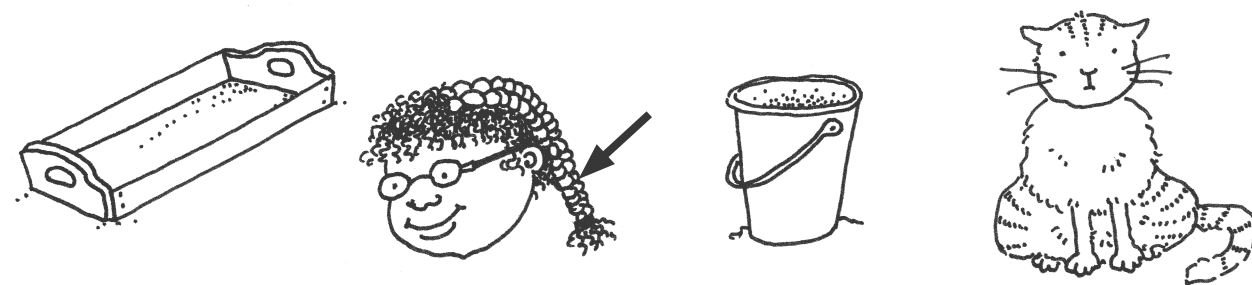
Lesson 16

Vowel Digraphs Review



Name _____

Say the picture names in each row. Circle the three pictures whose names have the same long vowel sound.


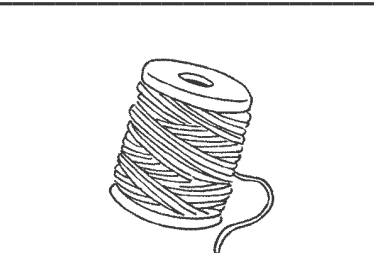

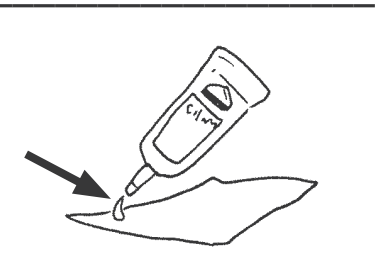



Copyright © 2007 Wright Group/McGraw-Hill

Name _____

Read the words. Write each word under its picture. Then circle the letters that stand for the vowel sound in each word.

crow hay thread glue snail seal toad sheep



Copyright © 2007 Wright Group/McGraw-Hill

Name _____

Read each clue. Find the word from the box that answers the clue. Write the word in the puzzle.

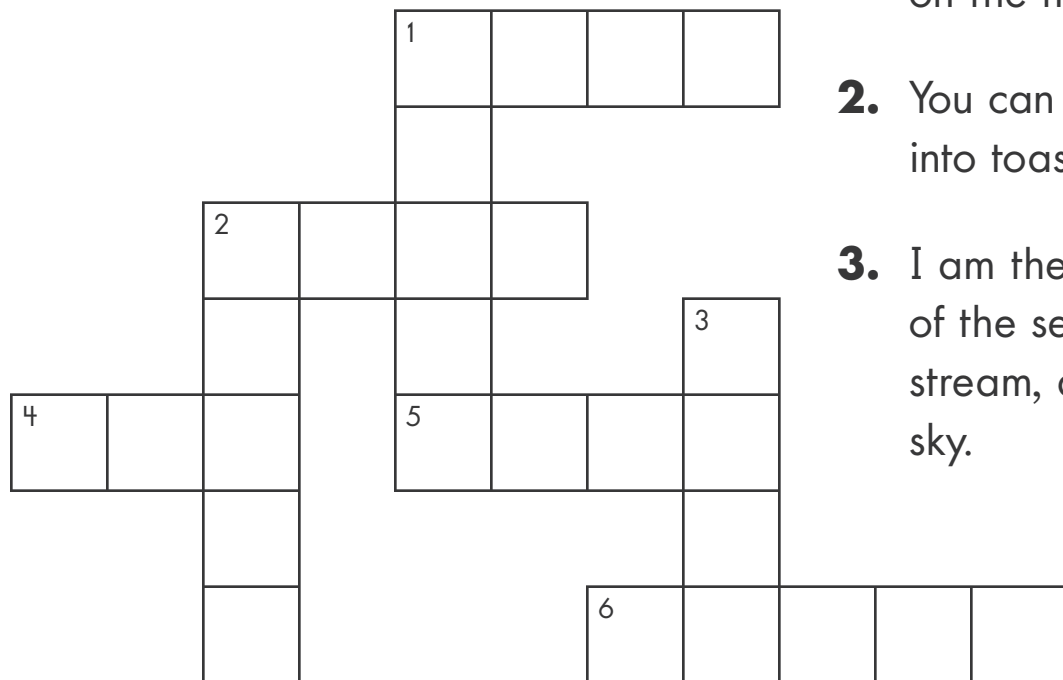
leash toes bread nail boat blue train pie

ACROSS:

1. You have ten of me on your feet.
2. You can row me in a stream.
3. I am a nut.
4. I am a sweet treat. I am not a cake.
5. You hit me with a hammer.
6. You tie me onto your dog when you walk on the road.

DOWN:

- 1.** You can see me on the tracks.
- 2.** You can make me into toast.
- 3.** I am the color of the sea, the stream, and the sky.




134



157




218



13




34



17



49



60

ai

74

ay

75

ea

76



197



198

ee

77

ail

166

b

1



63



226

bl

27

each

168

n

11

oa

78

oat

175

fl

29

ie

82

m

10

oe

80

ow

79

p

12

r

14

s

15

thr

53

ue

81

bean

346

braid

337

coach

357

crow

361

doe

363

each

343

heavy

347

hoe

364

mow

362

nest

42

jet

28

key

31

nose

41

pen

48

kite

32

lie

367

plate

154

rake

55

road

356

seed

352

spread

350

web

71

smile

193

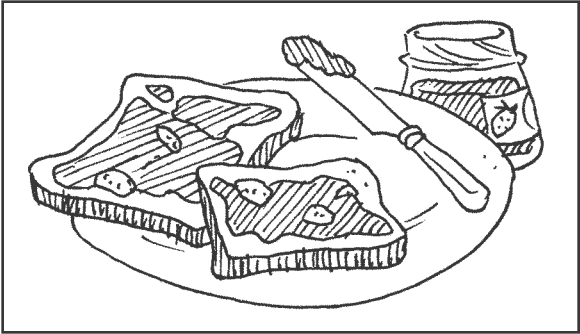





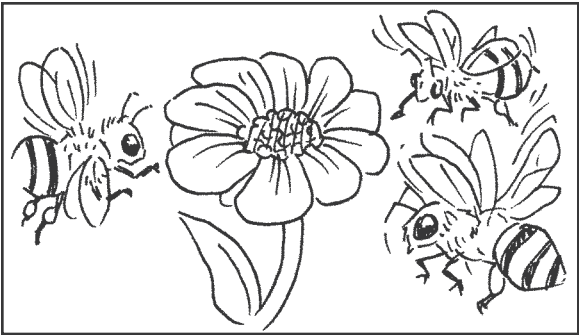
spray

341

week


354

Name _____




Directions: Have students use the pictures to talk about the things in the rhyme that Joan and Jay like. Then they can tell whether they like each item, too.

Name _____




ay ee



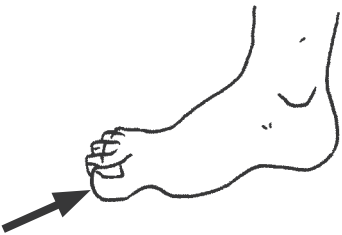
ai oa




ea ue



ai oa




ea oe



ey ay




ow ee



ie oa

Directions: Students name each picture and circle the digraph that stands for the vowel sound they hear.





Wright Group

The McGraw-Hill Companies

R80001590