



The Wright Skills™










Grade 1

Blackline Masters for Sample Lesson

Lesson 59

Review and Monitor

Name _____




Directions: Have students identify the pictures. In the top three rows, have students circle the pictures in each row whose names have the same vowel sound. In the remaining rows, have students circle the pictures whose names have the same beginning sounds.

Name _____




force fake face



cage cake sage



start stork skirt



born burn barn



shout short shirt



cent gent sort

Directions: Have students write the word that names each picture.

Name _____

large shore bird north face



Do you see that _____ flying over the sea?

It is white with a black _____ and head.

This _____ bird has a name. It is a tern.

This tern flies _____ each spring.


Terns are sea birds. You can see them at the _____

_____.

Directions: Have students write a word from the box to complete each sentence.




107



1



187



216




214



191

Copyright © 2007 Wright Group/McGraw-Hill



a

22

b

1

c

2

d

3

e

23

f

4

g

5

h

6

i

24

j

7

k

8

l

9

p

12

q

13

r

14

m

10

n

11

o

25

s

15

t

16

u

26

v

17

w

18

x

19

ar

87

or

88

er

89

y

20

z

21




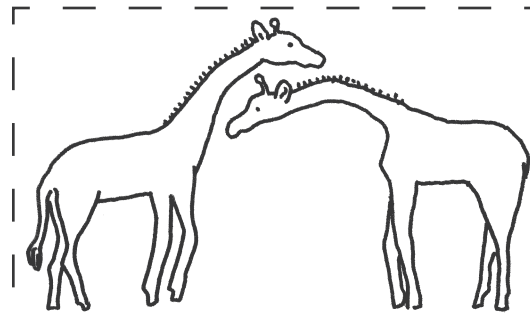


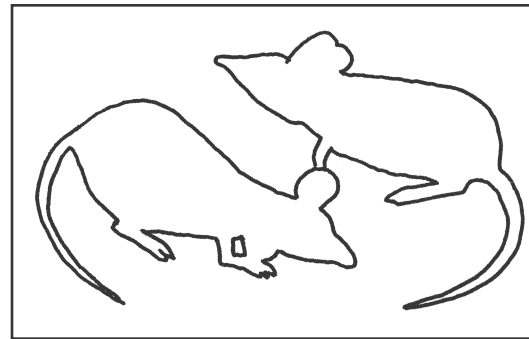

ir

90




ur

91

Name _____



Directions: Students cut out the pictures at the bottom. Read aloud each line of the rhyme, stopping at the words *giant giraffes*, *cute furry mice*, *large birds called storks*, and *huge sharks*. Have students repeat the words, and paste the picture in the box that has the matching outline.





Wright Group

The McGraw-Hill Companies

R80001588