

Day 2 Wrap Up

Post Check

Read aloud each of the following words one at a time: *chin, inch, wagon, chat, rich, jeep*. Have students identify words that have the sound /ch/. Ask them to tell where the sound occurs in the word. Then write the words on the board, have students read them, and have volunteers point to the letters that stand for the sound /ch/.

Use the Management System CD-ROM for practice and assessment on the skills in this lesson.

Reinforce

- Use the decodable book *Chad Is the Champ* with those students who still need more practice with the /ch/ sound and to review the high-frequency words *after, before, and want*.
- Place the decodable book *Chad Is the Champ* in book baskets for students to read independently.

Bookshelf

The following Wright Group and trade books can be good resources for teaching words with *ch*.

Wright Group Books

Hot Chocolate for Sale (Gear Up!, Level H)
Hot Chat (Storyteller, Level F)
The Lunch Bunch (Storyteller, Level J)

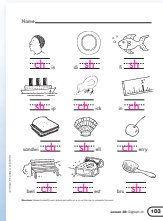
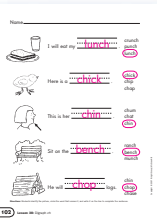
Trade Books

Cherries and Cherry Pits by Vera B. Williams (HarperTrophy)
Chester's Way by Kevin Henkes (Greenwillow)
Feathers for Lunch by Lois Ehlert (Voyager Books)

Home School Connection

Use the Decodable Books Print and Read CD-ROM to print out the take-home version of the decodable book *Chad Is the Champ*. Ask students to read the book aloud to a family member or friend.

Lesson 38 Blackline Masters pp. 101–103



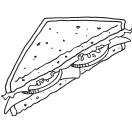



McGraw-Hill Wright Group

Copyright © 2007 Wright Group/McGraw-Hill • www.WrightGroup.com
Grade 1 Lesson Plan Package ISBN: 1-4045-4269-8 • Printed in the United States

38 Digraph *ch* • Whole Class Lesson

Lesson 38 ELL Blackline Masters pp. 37–38



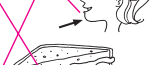
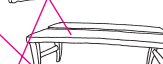


Name _____

	
sandwich	cheese
	
peach	cherry punch

Directions: Students identify the name of each picture and how the pictures relate to the rhyme.

Lesson 38: Digraph *ch* 37

Name _____

ch in	
ben ch	
lun ch	
ch imp	
ch ips	
sandwi ch	

Directions: Students complete each word by writing the letters *ch*. Then they draw a line from the word to the picture that illustrates it.

38 Lesson 38: Digraph *ch*

Day 2 Wrap Up

Pre-Teach

Say the following words one at a time: *chin, bench, chip, lunch*. Have students repeat each word and tell whether the /ch/ sound is at the beginning or end. Write each word on the board, and ask a student to underline the letters that represent the /ch/ sound. Then have students read the words.

Follow-Up

Pair students with an English-speaking buddy. Write *ch* on the board. Have them find as many examples as they can in the decodable book or in other books and write them on a piece of paper. Then have them share their words with the class.

McGraw-Hill

Wright Group

Copyright © 2007 Wright Group/McGraw-Hill • www.WrightGroup.com
Grade 1 Lesson Plan Package ISBN: 1-4045-4269-8 • Printed in the United States