

Skill 13

HOW TO

Read a Chart

Everyone needs to follow rules. A **chart** can help you know what the rules are. Charts use words and pictures to show things. This chart shows some rules of the Mendes family.





STEPS IN Reading a Chart

- 1 Read the Title** First read the chart's title. It tells what the chart shows.
- 2 Find the Headings** Next read the headings. They tell about the words and pictures below them.
- 3 Look at the Rows** Each row on this chart is a rule. Read across the first row. Stop at the ✓. Read the heading above it. Now you know that there is no ball playing inside the Mendes home.

Title

Heading

Rules for Playing

Rules	Outside Home	Inside Home
No ball playing 		✓
Take turns 	✓	✓
No water toys 		✓
Put toys away 	✓	✓