



-  - plays a video
-  - opens a web page

## Sketchpad Tips

Sketchpad Tips give you a quick overview of Sketchpad's tools and menu commands. Click the categories below to open the lists and immediately view the comic strips or short online videos.

### ▶ Tools

### ▼ Custom Tools

#### ▼ Creating Custom Tools

- Create a custom tool by pressing the **Custom** tool icon and choosing **Create New Tool**

#### ▼ Using Custom Tools

- Choose a custom tool from the Custom Tools menu
- Use a custom tool from a different document
- Copy a custom tool from one document to another
- Find and use a custom tool using **Help | Sample Sketches & Tools**

#### ▼ Using the Tool Folder

- Save a tool in the Tool folder
- Use a tool from the Tool folder

### ▶ File

### ▶ Edit

### ▶ Display

### ▶ Construct

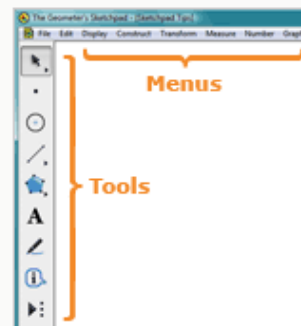
### ▶ Transform

### ▶ Measure


### ▶ Number

### ▶ Graph


Sketchpad Tips are organized by tool or menu.



Each Sketchpad Tip comes in two forms, a one-page comic strip and an online video.

 Click this icon to view the comic strip.



 Click this icon to watch the online video.



NOTE: If you are using Internet Explorer and there is a security warning bar across the top of this window, click it and choose **Allow Blocked Content**. If you are unable to download the .zip file, right-click the download link and choose **Save Target As** to save to your computer.