


Keeping a Weather Chart

WHAT YOU NEED



outdoor
thermometer



wind finder



crayons

Find Out

Do this activity to see how the weather changes.

Process Skills

Predicting

Measuring

Observing

Communicating

Interpreting Data

Inferring

Time











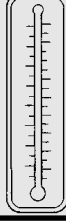


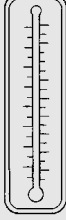
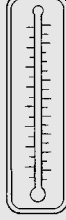
- 30 minutes to get started
- 10 minutes twice a day for two weeks



WHAT TO DO

- 1. Predict** how the weather will change from day to day.
- 2.** Put the thermometer outside, away from direct sunlight.
- 3. Find** the temperature.
Mark the temperature on the chart.
- 4.** Put the wind finder outside.
- 5. Observe** the wind finder.
Record on the chart if the wind is blowing.
- 6. Record** if there is rain, snow, clouds, or sunshine.



						
	Temperature a.m. p.m.	Wind	Rain	Clouds	Sun	Snow
Monday morning afternoon	 	Yes No				
		Yes No				
Tuesday morning afternoon	 	Yes No				
		Yes No				
Wednesday morning afternoon	 	Yes No				
		Yes No				
Thursday morning afternoon	 	Yes No				
		Yes No				
Friday morning afternoon	 	Yes No				
		Yes No				

Conclusions

1. How did the weather change?

2. How much did it change from day to day?

Look for patterns in the weather.

Tell about the patterns.


New Questions

1. What could you find out if you took weather measurements all year long?

2. Ask a question you still have about weather.



Name _____



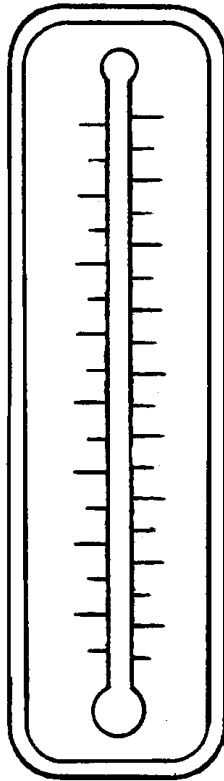
ACTIVITY

Measuring Temperature

Look at the thermometer.

Draw the red line.

Starting Temperature



Activity Journal

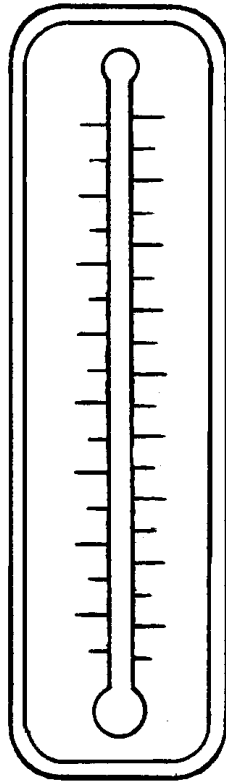
Lesson 1 • Daily Weather

Name _____


Look at the thermometer.

Draw the red line.

Two Hours Later




Name _____



ACTIVITY

Changing Seasons

Draw a picture of winter.



Draw a picture of spring.



Activity Journal


Lesson 2 • The Seasons

Name _____


Draw a picture of summer.



Draw a picture of fall.



Name _____



ACTIVITY

Getting Ready for the Weather

Draw what you wear and do
on warm, sunny days.

A large, empty rectangular box with a thin black border, intended for a drawing. In the bottom right corner of this box, there is a small line drawing of a pair of sunglasses.

Activity Journal

Lesson 3 • Weather Matters

Name _____

Draw what you wear and do on rainy days.



Draw what you wear and do on cold days.

