

# Popcorn

## WHAT YOU NEED




bowl



popcorn



cups and  
napkins



popper



crayons

### Find Out

Do this activity to see how you use your senses.

### Process Skills

**Observing**  
**Communicating**  
**Inferring**

### Time


- 20 minutes to make popcorn
- 20 minutes to record what you saw

# WHAT TO DO




1. Wash your hands with soap and water.
2. **Look** at the kernels of corn. **Feel** some of them.
3. Put the kernels in the popper. Start the popper.


**Safety!** The popcorn popper is hot. Don't touch it.



4. **Listen** to the popping. **Smell** the popcorn.
5. **Look** at the popcorn. Let the popcorn cool. **Feel** some popcorn.
6. **Taste** the popcorn.
7. **Tell** how the popcorn changed.



**Draw** what you saw.



**Before**



**After**

# Conclusions

1. What did you use to learn about popcorn?

---

---

2. Do you think other people in the school knew that we made popcorn? How would they know?

---

---

# New Questions

1. What would you know about popcorn if you could not see?

---

---

2. Ask a new question you have about your senses.

---

---



Name \_\_\_\_\_



# ACTIVITY

## Identifying Your Senses

**Draw** the objects your teacher shows.

**Circle** the body parts you would use to find out about the objects.

A large rectangular box for drawing. On the right side of the box, there is a vertical column of five line-drawing icons representing human body parts: a mouth, a hand, a pair of eyes, a nose, and a pair of ears.A second large rectangular box for drawing, identical to the first one. On the right side of the box, there is a vertical column of five line-drawing icons representing human body parts: a mouth, a hand, a pair of eyes, a nose, and a pair of ears.


**Activity Journal**

**Lesson 1 • The Senses at Work**

Name \_\_\_\_\_

**Draw** the objects your teacher shows.

**Circle** the body parts you would use to find out about the objects.



Name \_\_\_\_\_



# ACTIVITY

## Grouping Objects Using Your Senses

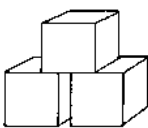
**Predict** which objects will feel smooth.

**Draw** them in the box.



**Predict** which objects will feel hard.

**Draw** them in the box.




**Activity Journal**


**Lesson 2 • Using Your Senses**

Name \_\_\_\_\_

**Draw** the objects that are rough.



**Draw** the objects that are soft.






Name \_\_\_\_\_



# ACTIVITY

## Using Your Senses to Describe Things

**Draw** what you guess you touched.



**Activity Journal**

**Lesson 3 • The Senses Work Together**

Name \_\_\_\_\_

**Draw** what you found in the box.

