


Bird Watching

WHAT YOU NEED



birdseed



bird feeder



bird guide



crayons



paper

Find Out

Do this activity to find out some kinds of birds that are in your school neighborhood.

Process Skills

Observing
Classifying
Using Numbers
Communicating
Inferring

Time

- 15 minutes to get started
- 15 minutes a day for three weeks



WHAT TO DO

1. Put birdseed in a bird feeder.
2. Have your teacher attach the bird feeder to the classroom window or a tree.
3. Every day put more food in the feeder.

Safety! Ask your teacher to help you add food to the feeder.

4. Every day, take turns watching the feeder.
5. **Watch** the birds that come to the feeder. **Look** at each bird's color, size, and shape.
6. **Look** in a bird book to find each bird's name.
7. On a big piece of paper, **draw** all the birds you saw.
8. After three weeks, count the number of different kinds of birds you saw.



Draw a bird that you saw.

- Write *wings* next to its wings.

Write *legs* next to its legs.

Write *tail* next to its tail.



Conclusions

1. How many different kinds of birds came to the feeder?

2. What was the same about the different kinds of birds?

New Questions

1. Do you think the same kinds of birds would come to another school? Why do you think so?

2. How were the birds alike? How were they different?




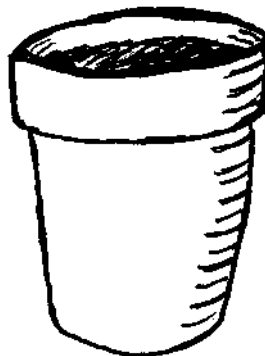

Name _____



ACTIVITY

Naming Plant Parts

Draw each plant.







Activity Journal

Lesson 1 • Plant and Animal Parts

Name _____

Draw plant parts.

Roots 	Stems 	Leaves 	Flowers 

Name _____



ACTIVITY

Matching Young Animals with Their Parents

Draw a young animal with its parent.


A large, empty rectangular box with a thin black border, intended for drawing. In the bottom right corner of this box, there is a small, detailed black and white illustration of a bird sitting in a nest. The nest is made of textured, circular material, and the bird is facing left.

Activity Journal


Lesson 2 • Plants and Animals Grow

Name _____

What looks the same?



What looks different?



Name _____




ACTIVITY

Finding Plants and Animals

Draw a plant from your puzzle.

Show where it lives.



Activity Journal

Lesson 3 • Plants and Animals in Many Places

Name _____

Draw an animal from your puzzle.

Show where it lives.

