





Reading Success



Effective Comprehension Strategies

NOW
AVAILABLE
EXCLUSIVELY
from SRA!

Help Your Students Master Essential Comprehension Skills and Strategies



Targeted Intervention



SRA

Powerful instruction and design

Explicit strategy instruction

With *Reading Success*, students learn to use **specific reasoning strategies** when they encounter barriers to comprehension. All skills and processes are **modeled or explained in detail** so that nothing is left to interpretation.

Guided practice with appropriate scaffolding

When a strategy is introduced, you will read or explain the material. When the strategy is next encountered, **work *with* the students on questions** that require application of the strategy. In further practices of the strategy, **gradually reduce your support** so students learn to apply the strategy on their own.

Continuous, cumulative review

After each new skill or strategy is introduced, it is **reviewed daily for several lessons**, then used **approximately every other lesson** for the remainder of the program. This practice helps you ensure that **students will transfer skills and processes** to their core reading program and content area textbooks.



Key Features of Reading Success

- **Four levels** for Grades 4–12
- **Short, targeted lessons**
- **Focuses on vital comprehension skills and strategies**
- **Comprehension practice corresponding to testing** on national reading assessments
- **Content-rich text** based on the Core Knowledge® Sequence
- **High-interest content** and textbook-style layout
- **Direct, explicit** strategy instruction
- **Careful skill sequencing** with appropriate scaffolding
- **Systematic** and varied review

Intervention that helps you build reading confidence and comprehension

With *SRA's Reading Success*, you teach students to **truly understand and appreciate** what they read. *Reading Success* helps you teach **critical reading comprehension** strategies that directly influence students' ability to understand the written word. In addition, these are the comprehension **skills most often assessed** on state and standardized tests.

The ideal intervention tool for struggling readers in Grades 4–12

Systematic, efficient learning and rich content make *Reading Success* an ideal intervention for students who:

- Decode but **struggle with comprehension**
- **Do not meet expectations** in content area coursework
- **Perform poorly on standardized** and content-based assessments

Comprehensive program components for supplemental reading instruction

Each level of the program includes:

- Teacher Book with instructional guidelines
- Assessment Blackline Masters
- Student Workbook

Lesson 18

Part A - Main Idea

Directions:


1. Read the paragraph below.
2. Next, put an X next to the three statements that just tell details from the passage.
3. Write M next to the statement that is a good main idea statement.
4. Finally, write T next to the statement that is TOO GENERAL to be a good main idea statement for this passage.

HINT: Do the steps in the order above. Make sure you identify the details from the passage first.

What's the first thing that pops into your head when you hear the word "head"? Is it a necklace or jewelry? When you hear or read the word "frame," do you think of glasses or a picture? To hear or read the word "rod" you may think of a lightning rod or a hot rod car.

If you put those three things (head, frame, and rod) together, you would have what it takes to make a modern day abacus. An abacus is like a calculating machine, only simpler. One rod stands for the "ones" or "units" place. Another rod stand for the 10's place, one for the 100's place, and on it goes. The beads on each rod are used for counting. By moving the beads on the rods you can do addition or subtraction problems. The abacus can also be used for multiplication and division.

Here's an example of using an abacus to do a multiplication problem. Pretend your problem was 12×4 .



Student Workbook

Score Sheet for Lesson 18

Student	Correct	Incorrect	Blank
1			
2			
3			
4			
5			
6			
7			
8			
9			
10			
11			
12			
13			
14			
15			
16			
17			
18			
19			
20			
21			
22			
23			
24			
25			
26			
27			
28			
29			
30			

Teacher Book

Assessment Summary Chart BLM

Lesson 41

Check and correct. Record incorrect items on the worksheet.

How do you know if it will rain or be sunny tomorrow? Weather changes are caused by moving air. An instrument called a barometer measures air pressure. By measuring the amount of pressure in the air, you can better predict future weather. Rising air pressure means that the weather will be sunny and dry. Falling air pressure means that the weather will be cloudy and it may rain or snow. The first barometer was made in 1643 by an Italian scientist named Evangelista Torricelli. We still use the barometer today to forecast weather.

1. Put an X next to the three statements that just list details from the passage. Write S next to the statement that is a good summary statement.

- a. *Evangelista Torricelli invented the barometer.*
- b. *The barometer measures air pressure to help predict weather.*
- c. *Falling pressure means cloudy and possibly rain or snow.*
- d. *Rising pressure means sunny and dry weather.*

2. Now, cover the good summary statement with your hand. Try to write a paraphrase of the summary statement, without looking at it.

Check and correct. Record incorrect items on the worksheet.

Check and correct. Record incorrect items on the worksheet.

Part C - Review: Paragraphs, Author's Purpose, Literal Questions, Fact and Opinion

Directions: After reading the passage, answer the questions.

Most of an enjoy watching big, fluffy clouds float across a blue sky. There is nothing more spectacular than the rich and vibrant of clouds at sunset. Along with their beauty, clouds also play an important part in our weather. Clouds can be low, middle level, and high. Stratus clouds are a type of low cloud. They can be smooth like a sheet, and they usually produce drizzle. A middle level cloud, or altostratus, is gray and thick. Many times the cloud itself can't be seen because of the rain or snow falling from it. Cirrus clouds are

Reading Success Level A | 135

Teacher Book with instructional guidelines


Dramatically improve your students' ability to understand what they read!

Choose from four different levels with brief, targeted lessons



Reading Success is designed to meet the needs of readers who struggle with comprehension at grade level. Concise and focused, each lesson can be taught daily or as little as three times weekly. Each level of the program can be used alone as a targeted intervention, or all may be taught in succession.

Level	# of Lessons	Readability*	Lesson Length
Foundations	60	Grade 3	15 – 20 minutes
Level A	80	Grade 4	15 – 20 minutes
Level B	80	Grade 5	20 – 25 minutes
Level C	70	Grade 6	25 – 30 minutes


*As measured by the Lexile Frameworks for Reading



Foundations Teacher Book



Level A Teacher Book



Practical comprehension concepts and strategies

Reading Success helps you explicitly and thoroughly teach **comprehensive concepts and strategies** that can be applied to any reading task.

At the Foundations Level, students are taught **basic elements of comprehension** including:

- Vocabulary
- Asking Questions
- Memory Techniques
- Literal Comprehension
- Reading Content
- Details, Pronouns, Classification, and Main Idea
- Parts of a Story
- What Will Happen Next

At Levels A, B, and C, the program presents **critical concepts and strategies** including:

- Inference
- Main Idea
- Fact and Opinion
- Literal Comprehension
- Author's Purpose
- Paraphrase
- Rewriting Passages
- Word Meanings
- Text Organization
- Figurative Language
- Poetry
- Bonus Terminology

Reading Success also helps you:

- **Build vocabulary skills** by helping students determine meaning from context
- **Add to students' general knowledge** through content-rich reading
- **Prepare students** for varied formats used to assess comprehension on state and standardized tests





Reading Success

Effective Comprehension Strategies

- Targeted, concise lessons
- Helps you build vocabulary and comprehension skills
- Four levels for Grades 4–12
- Helps you prepare students for state and standardized test formats
- Includes Teacher Materials, Student Workbook and Blackline Masters



Making the Difference™

1-888-SRA-4543

Resources and ordering information at SRAonline.com