

Reading Mastery Signature Edition, Grade K / Activity Page 1 (after Lesson 10)

Activity: Words with the sounds “a” and “m”

What to do: Think of 3 words that have the sound “a” (as in *am*) in them. Draw a picture to match the words.

Words with “a”		
Picture 1:	Picture 2:	Picture 3:

What to do: Think of 3 words that have the sound “m” (as in *man*) in them. Draw a picture to match the words.

Words with “m”		
Picture 1:	Picture 2:	Picture 3:

Reading Mastery Signature Edition, Grade K / Activity Page 2 (after Lesson 20)

Activity: Words with the “s” sound

What to do: Think of 4 words with the “s” sound in them. Draw pictures of the “s” words in the boxes below. Then have an adult write the word for each picture.

Reading Mastery Signature Edition, Grade K / Activity Page 3 (after Lesson 30)

Activity: Drawing “me”

What to do: Read the word “me” and draw a picture of yourself.

me



Reading Mastery Signature Edition, Grade K / Activity Page 4 (after Lesson 40)

Activity: Word Search with “ad” words

What to do: Find and circle the words **mad** and **sad**. Talk about the emotions with an adult. When have you felt **mad**? When have you felt **sad**? What can you do when you feel **mad** or **sad**?

m a d

d t b

s a d

Reading Mastery Signature Edition, Grade K / Activity Page 5 (after Lesson 50)

Activity: Words that start with the “t” and “n” sound s

What to do: Draw a picture of a **t**ree in the box below (or cut out a picture of a **t**ree). Think of four other words that start with the “t” sound and have an adult write the words beside the **t**ree.




1. _____

2. _____

3. _____

4. _____

What to do: Draw a picture of a **n**ose in the box below (or cut out a picture of a **n**ose). Think of four other words that start with the “n” sound and have an adult write the words beside the **n**ose.



1. _____

2. _____

3. _____

4. _____

Reading Mastery Signature Edition, Grade K / Activity Page 6 (after Lesson 60)

Activity: Picture Comprehension

What to do: Have an adult draw a picture in the space below (or cut out a picture). Explain what you think is happening in the picture. Tell what you think will happen next. Have an adult write down your ideas.



Reading Mastery Signature Edition, Grade K / Activity Page 7 (after Lesson 70)

Activity: Word Search with irregular words

What to do: Find and circle the words **is**, **this**, and **the**.

t h i s

b d t y

i s h n

j q e p

Reading Mastery Signature Edition, Grade K / Activity Page 8 (after Lesson 80)

Activity: Matching beginning sounds with pictures

What to do: In the top row of boxes, have an adult help you draw or cut and paste pictures of a heart, ladder, ladybug, under (one object under another; talk about the concept), helicopter and umbrella. Cut out the letters below and paste the correct beginning sound under the pictures.

u u l l h h

Reading Mastery Signature Edition, Grade K / Activity Page 9 (after Lesson 90)

Activity: Reading comprehension


What to do: Have an adult read you the story and questions below. Then write the answers on the lines.

A lizard named Glen loved to hide. He hid in grass and under bushes. He could not hide next to an apple because other animals would see him there.

1. Who is the story about? _____
2. What did Glen like to do? _____
3. Where did he hide? _____
4. Why didn't it work for Glen to hide next to an apple? _____

5. Why doesn't Glen want other animals to see him? _____

When you're done, draw a picture of the story below:



Reading Mastery Signature Edition, Grade K / Activity Page 10 (after Lesson 100)

Activity: Words with the “sh” sound at the beginning and at the end

What to do: Think of 2 words that start with the “sh” sound and 2 words that end with the “sh” sound. Have an adult write them on the lines below. Then draw or cut out a picture for one of the words you chose.

Words beginning with “sh”

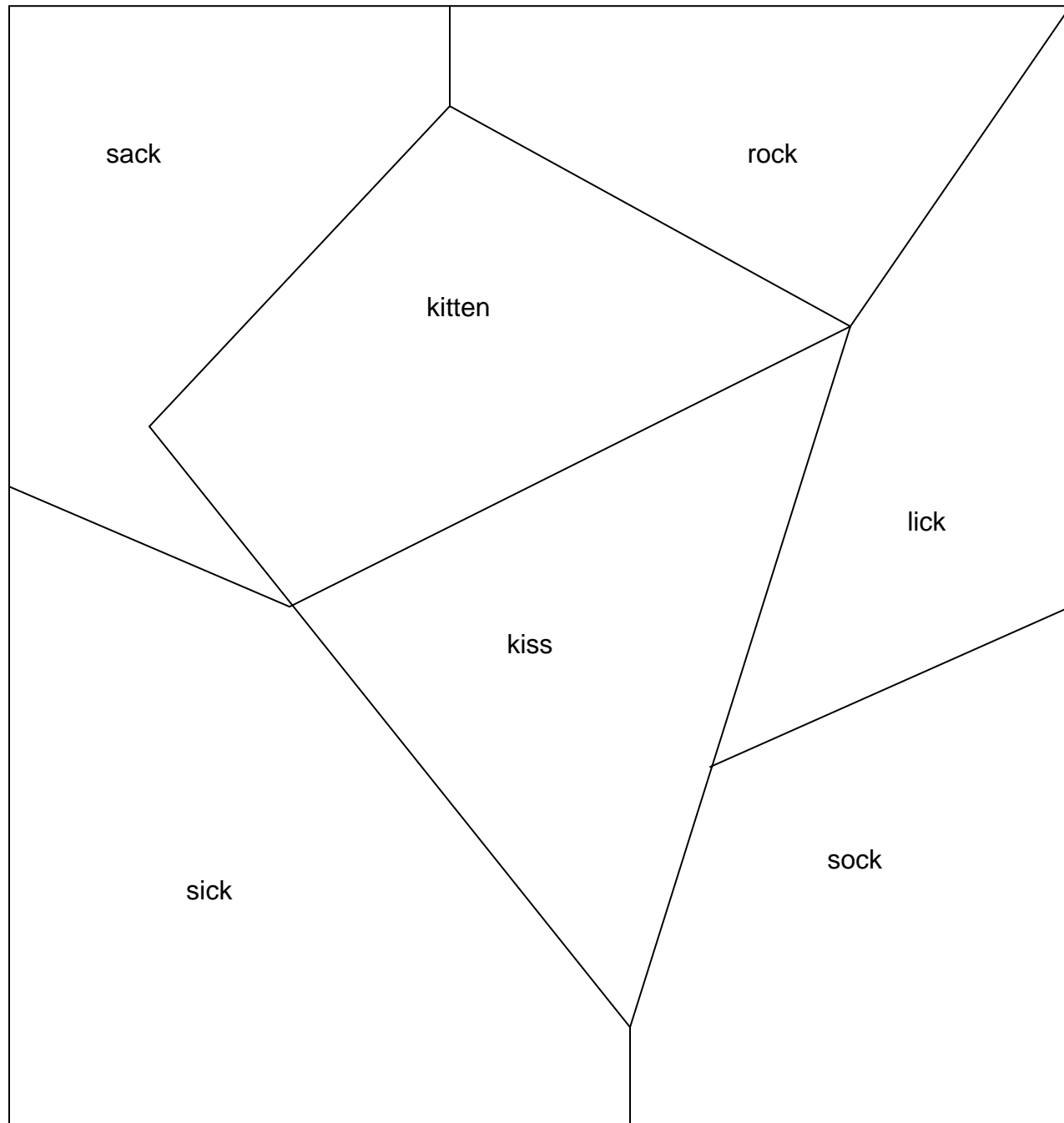
Words ending with “sh”



Reading Mastery Signature Edition, Grade K / Activity Page 11 (after Lesson 110)

Activity: Words with the “k” sound made by the letters **k** or **ck**

What to do: If the “k” sound is at the beginning of the word, color the space red. If the “ck” sound is at the end of the word, color the space blue.



What shape do you see?

Have an adult write the word for the shape _____

Reading Mastery Signature Edition, Grade K / Activity Page 12 (after Lesson 120)

Activity: Word Search with irregular words

What to do: Circle the words **said**, **was**, **of**, and **to**.

s a i d

t x m w

o o f a

b c x s

Reading Mastery Signature Edition, Grade K / Activity Page 13 (after Lesson 130)

Activity: Making words with “ar”

What to do: Fill in the blanks with “ar” to create rhyming words. Read the words and draw or cut out a picture to match each word.


c_____	b_____	f_____	j_____

Reading Mastery Signature Edition, Grade K / Activity Page 14 (after Lesson 140)

Activity: Actions that end in “ing”

What to do: Think of 2 actions that end in “ing;” act them out and have an adult write the words on the lines. Then draw or cut out a picture to show one of the actions you chose.

Actions ending in “ing”



Reading Mastery Signature Edition, Grade K / Activity Page 15 (after Lesson 150)

Activity: Word Search with irregular words

What to do: Circle **you**, **brother**, **mother** and **love**

b	r	o	t	h	e	r
m	n	y	y	n	k	y
o	r	b	k	c	k	x
t	w	y	l	k	d	l
h	t	l	p	m	p	o
e	l	t	y	o	u	v
r	m	r	n	j	f	e

Reading Mastery Signature Edition, Grade K / Activity Page 16 (after Lesson 160)

Activity: Words with the “j” (as in *jump*) sound

What to do: Find 3 things in your house with the “j” (as in *jump*) sound. Have an adult write the words on the blanks. Then circle **beginning**, **middle** or **end** to describe where you hear the sound in the word.

Words with “j”

_____	beginning	middle	end
_____	beginning	middle	end
_____	beginning	middle	end

Draw or cut out a picture for one of the words you chose.

