

Reading Mastery Signature Edition, Grade 2 / Activity Page 1 (after Lesson 10)

Activity: Word Search with clues

What to do: Write the correct vocabulary words in the blanks below. Then find those 5 words in the Word Search below (the unused words are not in the Word Search).

striped whole wise seasons ruler garden half

1. Not the whole; divide something into 2 parts, this is one of those parts. _____
2. Someone who is smart or who knows a lot of things. _____
3. A patch of dirt where fruits, vegetables and/or flowers grow. _____
4. A tool that is used to measure things. _____
5. Winter, Spring, Summer, Fall. _____

B	W	Z	Y	F	Q	F	X
N	V	M	R	R	L	X	R
G	R	R	X	A	G	E	Q
A	R	U	H	N	S	P	N
R	G	T	L	I	R	L	Z
D	Y	F	W	E	F	R	N
E	R	M	T	N	R	R	T
N	S	E	A	S	O	N	S

Reading Mastery Signature Edition, Grade 2 / Activity Page 2 (after Lesson 20)

Activity: Researching Alaska


What to do: Write 3 facts about Alaska on the lines below. Use magazines, T.V. programs, the Internet, books, a dictionary, or any other resource you have. Write where you found your information. Then draw a picture of what you think Alaska looks like based on what you learned.

Fact 1: _____

Fact 2: _____

Fact 3: _____

Where did you find your information? _____



Reading Mastery Signature Edition, Grade 2 / Activity Page 3 (after Lesson 30)

Activity: Researching New York City


What to do: Write 3 facts about New York City on the lines below. Use magazines, T.V. programs, the Internet, books, a dictionary, or any other resource you have. Write where you found the information. Then draw an illustration of what you think New York City looks like based on what you learned.

Fact 1: _____

Fact 2: _____

Fact 3: _____

Where did you find your information? _____



Reading Mastery Signature Edition, Grade 2 / Activity Page 4 (after Lesson 40)

Activity: Word Search with vocabulary words

What to do: Find and circle the vocabulary words listed. Then figure out the mystery question by writing the unused letters from the first 3 lines of the Word Search on the blanks below. Answer the question on the blank provided.

gram speedometer realized insect engine passengers

W	H	A	T	D	O	S	P	E	E	D
O	R	E	A	L	I	Z	E	D	S	M
E	T	E	R	S	D	O	?	R	Z	K
S	P	E	E	D	O	M	E	T	E	R
Z	M	C	J	T	J	G	B	Z	M	E
I	N	B	F	K	N	L	D	A	X	N
Y	N	W	L	E	L	L	R	L	L	G
M	Z	S	S	D	T	G	M	B	R	I
Q	Y	S	E	N	V	D	X	C	Q	N
Q	A	R	H	C	D	M	R	M	Z	E
P	F	Y	P	N	T	T	V	M	R	G

_____?

Reading Mastery Signature Edition, Grade 2 / Activity Page 5 (after Lesson 50)

Activity: Researching and Comparing the Pacific Ocean and Lake Michigan

What to do: Write 2 facts about the Pacific Ocean and 2 facts about Lake Michigan on the lines below. Use magazines, T.V. programs, the Internet, books, a dictionary, or any other resource you have.

Pacific Ocean Facts

Fact 1: _____

Fact 2: _____

Lake Michigan Facts

Fact 1: _____

Fact 2: _____

Comparing the Pacific Ocean and Lake Michigan

1. How are the Pacific Ocean and Lake Michigan the same? _____

2. How are the Pacific Ocean and Lake Michigan different? _____

Reading Mastery Signature Edition, Grade 2 / Activity Page 6 (after Lesson 60)

Activity: Defining vocabulary words

What to do: Think of how you would describe the words below to a friend. Think of a sentence that would help someone understand what the word means. Write your sentence beside each word. Then read your sentences to an adult and see if they can guess what vocabulary word you are describing.

contest: _____

echoed: _____

jungle: _____

raw: _____

weigh: _____

frost: _____

announce: _____

Reading Mastery Signature Edition, Grade 2 / Activity Page 7 (after Lesson 70)

Activity: Word Search with vocabulary words

What to do: Find and circle the words **directly**, **important**, **investigate**, **lowered** and **damage** (hint: the words may be backwards).

L	O	W	E	R	E	D	L	T	I	L
T	K	V	N	P	Q	N	N	T	N	W
M	Z	T	Z	T	L	A	P	Y	V	L
D	Z	K	T	D	T	F	N	L	E	R
Q	A	M	H	R	T	V	D	T	S	K
P	B	M	O	M	L	L	K	C	T	H
F	Y	P	A	T	N	Q	W	E	I	N
W	M	N	K	G	L	Q	R	R	G	L
I	Q	L	M	L	E	Y	Z	I	A	K
W	G	Z	Q	W	D	V	R	D	T	K
G	X	C	N	X	P	R	F	L	E	D


Reading Mastery Signature Edition, Grade 2 / Activity Page 8 (after Lesson 80)

Activity: Demonstrating vocabulary meaning

What to do: Write a sentence using each of the following words: **pretend** and **practice**. Then draw a picture to illustrate each sentence.


pretend:

pretend



practice:

practice



Reading Mastery Signature Edition, Grade 2 / Activity Page 10 (after Lesson 100)

Activity: Researching electricity and magnets

What to do: Write 2 facts about electricity and 2 facts about magnets. Use magazines, T.V. programs, the Internet, books, a dictionary, or any other resource you have.

Facts About Electricity

Fact 1: _____

Fact 2: _____

Where did you find your information? _____

Facts About Magnets

Fact 1: _____

Fact 2: _____

Where did you find your information? _____

Reading Mastery Signature Edition, Grade 2 / Activity Page 11 (after Lesson 110)

Activity: Using vocabulary words in context

What to do: Write a sentence using each of the vocabulary words below. Write your sentences on the lines below. Then read each sentence to an adult and ask if they can tell you the meaning of each word from the clues in your sentence.

receive:

honest:

confusion:

relative:

Reading Mastery Signature Edition, Grade 2 / Activity Page 12 (after Lesson 120)

Activity: Researching India


What to do: Write 3 facts about India on the lines below. Use magazines, T.V. programs, the Internet, books, a dictionary, or any other resources you have. Write where you found the information. Then draw an illustration of what you think India looks like based on what you learned.

Fact 1: _____

Fact 2: _____

Fact 3: _____

Where did you find your information? _____



Reading Mastery Signature Edition, Grade 2 / Activity Page 13 (after Lesson 130)

Activity: Word Search with vocabulary words

What to do: Find and circle the words **encyclopedia, jewels, project, constantly, describe, and involved.**

P	Y	L	T	N	A	T	S	N	O	C	S
W	F	N	C	R	I	P	C	Y	K	L	J
T	K	T	L	D	D	K	W	M	E	L	K
L	Q	T	D	Q	E	P	Q	W	T	G	G
N	Z	I	V	J	P	S	E	T	J	L	L
K	R	N	B	D	O	J	C	K	C	K	M
H	J	V	G	F	L	N	N	R	K	K	Q
P	R	O	J	E	C	T	R	M	I	J	L
L	K	L	M	T	Y	Y	R	B	K	B	N
V	P	V	H	J	C	K	L	Y	Q	N	E
X	N	E	F	P	N	G	G	N	Y	H	C
M	T	D	L	Y	E	Z	F	W	K	F	W

Reading Mastery Signature Edition, Grade 2 / Activity Page 14 (after Lesson 140)

Activity: Creative writing with vocabulary words

What to do: Create a story using the following vocabulary words: **pyramid, discover, buried, forever,** and **earthquake.** Have an adult write your story on the lines below. Create a title for the first line and sign your name as the author at the end. Draw an illustration below your story.

by _____



Reading Mastery Signature Edition, Grade 2 / Activity Page 15 (after Lesson 145)

Activity: Word Search with fill in the blanks

What to do: Write the correct vocabulary words in the blanks below. Then find those 5 words in the Word Search (the unused word is not in the Word Search). Figure out the hidden message by writing the unused letters from the first 3 lines of the Word Search on the blanks below.

probably wrapped confused microphone spy attacked

1. I _____ her birthday present with a pink bow.
2. The lion _____ the deer.
3. There are no clouds in the sky today, so it _____ won't rain.
4. The girl was _____ when she was working on the math problem.
5. The teacher spoke into a _____ at the assembly.

M	G	R	E	A	T	J	O	A	B
Y	I	T	H	I	S	Y	E	T	A
L	R	C	!	R	T	N	D	T	F
B	F	K	R	Y	Z	E	Z	A	R
A	T	D	R	O	P	Q	V	C	M
B	T	C	B	P	P	M	K	K	Q
O	K	M	A	Z	M	H	P	E	M
R	G	R	T	M	X	V	O	D	T
P	W	T	F	D	Y	V	R	N	T
K	C	O	N	F	U	S	E	D	E

Hidden message:

_____!