

Getting Started



Getting Started with *The DLM Early Childhood Express*

The DLM Early Childhood Express is a holistic, child-centered program that nurtures each child by offering carefully selected and carefully sequenced learning experiences. It provides a wealth of materials and ideas to foster the social-emotional, intellectual, and physical development of children. At the same time, it nurtures the natural curiosity and sense of self that can serve as the foundation for a lifetime of learning.

The lesson format is designed to present information in a way that makes it easy for children to learn. Intelligence is, in large part, our ability to see patterns and build relationships out of those patterns, which is why **DLM** is focused on helping children see the patterns in what they are learning. It builds an understanding of how newly taught material resembles what children already know. Then it takes the differences in the new material and helps the children convert them into new understanding.

Each of the eight Teacher Edition Unit's in **DLM** are centered on an Essential Question relating to the unit's theme. Each week has its own, more specific focus question. By focusing on essential questions, children are better able to connect their existing knowledge of the world with the new concepts and ideas they are learning at school. Routines at the beginning and end of each day help children focus on the learning process, reflect on new concepts, and make important connections. The lessons are designed to allow children to apply what they have learned.



Social and Emotional Development

Social-emotional development is addressed everyday through positive reinforcement, interactive activities, and engaging songs.



Language and Communication

All lessons are focused on language acquisition which include oral language development and vocabulary activities.

Emergent Literacy: Reading

Children develop literacy skills for reading through exposure to multiple read-aloud selections each day and through daily phonological awareness and letter recognition activities.

Emergent Literacy: Writing

Children develop writing skills by through daily writing activities and during Center Time.

Mathematics

The math strand is based on *Building Blocks*, the result of NSF-funded research, is designed to develop children's early mathematical knowledge through various individual and group activities.

Science

Children explore scientific concepts and methods during weekly science-focused, large-group activities, and Center Time activities.

Social Studies

Children explore Social Studies concepts during weekly social studies-focused, large-group activities, and Center Time activities.

Fine Arts

Children are exposed to art, dance, and music through a variety of weekly activities and the Creativity Center.

Physical Development

DLM is designed to allow children active time for outdoor play during the day, in addition to daily and weekly movement activities.

Technology

Technology is integrated throughout each week with the use of online math activities, computer time, and other digital resources.



English Language Learners

Today's classrooms are very diverse. *The DLM Early Childhood Express* addresses this diversity by providing lessons in both English and Spanish. The program also offers strategies to assist English Language Learners at multiple levels of proficiency.

Flexible Scheduling

With *The DLM Early Childhood Express*, it's easy to fit lessons into your day.

Typical Full-Day Schedule

10 min	Opening Routines
15 min	Language Time
60-90 min	Center Time
15 min	Snack Time
15 min	Literacy Time
20 min	Active Play (outdoors if possible)
30 min	Lunch
15 min	Math Time
	Rest
15 min	Circle Time: Social and Emotional Development
20 min	Circle Time: Content Connection
30 min	Center Time
25 min	Active Play (outdoors if possible)
15 min	Let's Say Good-Bye

Typical Half-Day Schedule

10 min	Opening Routines
15 min	Language Time
60 min	Center Time
15 min	Snack Time
15 min	Circle Time (Literacy, Math, or Social and Emotional Development)
30 min	Active Play (outdoors if possible)
20 min	Circle Time (Content Connection, Literacy, Math, or Social and Emotional Development)
15 min	Let's Say Good-Bye



Welcome to *The DLM Early Childhood Express*.

Add your own ideas. Mix and match activities. Our program is designed to offer you a variety of activities on which to build a full year of exciting and creative lessons.

Happy learning to you and the children in your care!



Themes and Literature

With *The DLM Early Childhood Express*, children develop concrete skills through experiences with music, art, storytelling, hands-on activities and teacher-directed lessons that, in addition to skills development, emphasize practice and reflection. Every four weeks, children are introduced to a new theme organized around an essential question.

Literature selections and cross-curricular content are linked to the theme to help children reinforce lesson concepts. Children hear and discuss an additional read-aloud selection from the *Teacher Treasure Book* at the beginning and end of each day. At the end of each unit, children take home a *My Library Book* reader their own.

Unit 1: All About Pre-K Why is school important?

	Focus Question	Literature
Week 1	What happens at school?	<i>Welcome to School</i> <i>Bienvenidos a la escuela</i>
Week 2	What happens in our classroom?	<i>Yellowbelly and Plum Go to School</i> <i>Barrigota y Pipón van a la escuela</i>
Week 3	What makes a good friend?	<i>Max and Mo's First Day at School</i> <i>Max & Mo van a la escuela</i>
Week 4	How can we play and learn together?	<i>Amelia's Show and Tell Fiesta!</i> <i>Amelia y la fiesta de "muestra y cuenta"</i>
Unit Wrap-Up	My Library Book	<i>How Can I Learn at School?</i> <i>¿Cómo puedo aprender en la escuela?</i>

Unit 2: All About Me What makes me special?

	Focus Question	Literature
Week 1	Who am I?	<i>All About Me</i> <i>Todo sobre mí</i>
Week 2	What are my feelings?	<i>Lots of Feelings</i> <i>Montones de sentimientos</i>
Week 3	What do the parts of my body do?	<i>Eyes, Nose, Fingers, and Toes</i> <i>Ojos, nariz, dedos y pies</i>
Week 4	What is a family?	<i>Jonathan and His Mommy</i> <i>Juan y su mamá</i>
Unit Wrap-Up	My Library Book	<i>What Makes Us Special?</i> <i>¿Qué nos hace especiales?</i>

Unit 3: My Community What is a community?

	Focus Question	Literature
Week 1	What are the parts of a community?	<i>In the Community</i> <i>En la comunidad</i>
Week 2	How does a community help me?	<i>Rush Hour</i> <i>Hora pico</i>
Week 3	Who helps the community?	<i>Quinito's Neighborhood</i>
Week 4	How can I help my community?	<i>Flower Garden</i> <i>Un jardín de flores</i>
Unit Wrap-Up	My Library Book	<i>In My Community</i> <i>Mi comunidad</i>

Unit 4: Let's Investigate How can I learn more about things?

	Focus Question	Literature
Week 1	How can I learn by observing?	<i>Let's Investigate</i> <i>Soy detective</i>
Week 2	How can I use tools to investigate?	<i>I Like Making Tamales</i> <i>Me gusta hacer tamales</i>
Week 3	How can I compare things?	<i>Nature Spy</i> <i>Espía de la naturaleza</i>
Week 4	How do objects move?	<i>What Do Wheels Do All Day?</i> <i>¿Qué hacen las ruedas todo el día?</i>
Unit Wrap-Up	My Library Book	<i>How Can We Investigate?</i> <i>¿Cómo podemos investigar?</i>





Unit 5: Amazing Animals

What is amazing about animals?

	Focus Question	Literature
Week 1	What are animals like?	<i>Amazing Animals</i> <i>Animales asombrosos</i>
Week 2	Where do animals live and what do they eat?	<i>Castles, Caves, and Honeycombs</i> <i>Castillos, cuevas y panales</i>
Week 3	How are animals the same and different?	<i>Who Is the Beast?</i> <i>Quien es la bestia?</i>
Week 4	How do animals move?	<i>Move!</i> <i>¡A moverse!</i>
Unit Wrap-Up	My Library Book	<i>Hello, Animals!</i> <i>¡Hola, animales!</i>

Unit 6: Growing and Changing

How do living things grow and change?

	Focus Question	Literature
Week 1	How do animals grow and change?	<i>Growing and Changing</i> <i>Creciendo y cambiando</i>
Week 2	How do plants grow and change?	<i>I Am a Peach</i> <i>Yo soy el durazno</i>
Week 3	How do people grow and change?	<i>I'm Growing!</i> <i>Estoy creciendo!</i>
Week 4	How do living things grow and change?	<i>My Garden</i> <i>Mi jardín</i>
Unit Wrap-Up	My Library Book	<i>Growing Up</i> <i>Creciendo</i>



Unit 7: The Earth and Sky

What can I learn about the earth and the sky?

	Focus Question	Literature
Week 1	What can I learn about the earth and the sky?	<i>The Earth and Sky</i> <i>La Tierra y el cielo</i>
Week 2	What weather can I observe each day?	<i>Who Likes Rain?</i> <i>¿A quién le gusta la lluvia?</i>
Week 3	What can I learn about day and night?	<i>Matthew and the Color of the Sky</i> <i>Matias y el color del cielo</i>
Week 4	Why is caring for the earth and sky important?	<i>Ada, Once Again!</i> <i>¡Otra vez Ada!</i>
Unit Wrap-Up	My Library Book	<i>Good Morning, Earth!</i> <i>¡Buenos días, Tierra!</i>

Unit 8: Healthy Food/Healthy Body

Why is healthy food and exercise good for me?

	Focus Question	Literature
Week 1	What are good healthy habits?	<i>Staying Healthy</i> <i>Mantente sano</i>
Week 2	What kinds of foods are healthy?	<i>Growing Vegetable Soup</i> <i>A sembrar sopa de verduras</i>
Week 3	Why is exercise important?	<i>Rise and Exercise!</i> <i>A ejercitarse, ¡uno, dos, tres!</i>
Week 4	How can I stay healthy?	<i>Jamal's Busy Day</i> <i>El intenso día de Jamal</i>
Unit Wrap-Up	My Library Book	<i>Healthy Kids</i> <i>Niños sanos</i>

Tools for Teaching

The **DLM Early Childhood Express** is packed full of the components you'll need to teach each theme and enrich your classroom. The **Teacher Treasure Package** is the heart of the program, because it contains all the necessary materials. Plus, the **Teacher Treasure Book** contains all the fun components that you'll love to teach. The **Literature Package** contains all the stories and books you need to support children's developing literacy. You'll find letter tiles, counters, and puppets in the **Manipulative Package** to connect hands-on learning skills with meaningful play.


Teacher Treasure Package

This package contains all the essential tools for the teacher such as the **Teacher's Treasure Book**, **Teacher's Editions**, technology and other resources no teacher would want to be without!




- ▲ There is one bilingual **Teacher's Edition** for each four-week theme. It provides the essential questions for each lesson as well as plans for centers and suggestions for classroom management.


- ▶ The bilingual **Teacher's Treasure Book**, features 500+ pages of the things you love most about teaching Early Childhood, such as songs, traditional read alouds, folk tales, finger plays, and flannelboard stories with patterns.




- ▶ An **ABC Take-Home Book** with blackline masters is provided for each letter of the English and Spanish alphabet.



ABC Take-Home Book
(English and Spanish)



Alphabet Wall Cards
(English and Spanish)



Alphabet Picture Cards
(English and Spanish)



Sequence Cards
(English and Spanish)



Oral Language Development Cards
(English and Spanish)

Photo Library
CD-ROM



- ▲ Each lesson's instruction uses a variety of cards to help children learn. **Alphabet Wall Cards** and **ABC Picture Cards** help build letter recognition and phonemic awareness. **Oral Language Development Cards** teach new vocabulary, and are especially helpful when working with English Language Learners. **Sequencing Cards** help children learn how to order events and the vocabulary associated with time and sequence.



- Flip charts and their Audio CDs support the activities in each lesson. Children practice literacy and music skills using the ***Rhymes and Chants Flip Chart*** which supports oral language development and phonological awareness in both English and Spanish. An Audio CD is included and provides a recording of every rhyme or chant. The ***Making Good Choices Flip Chart*** provides illustrations to allow students to explore social and emotional development concepts while facilitating classroom activities and discussion. 15 lively songs recorded in both English and Spanish address key social emotional development themes such as: joining in, helping others, being fair, teasing, bullying, and much more. The ***Math and Science Flip Chart*** is a demonstration tool that addresses weekly math and science concepts through photos and illustrations.

- Other key resources include a ***Research & Professional Development Guide***, and a bilingual ***Home Connections Resource Guide*** which provides weekly letters home and take-home story books.

Building Blocks

Building Blocks, the result of NSF-funded research, develops young children's mathematical thinking. Using their bodies, manipulatives, paper, and computers.

Building Blocks online management system guides children through research-based learning trajectories. These activities-through-trajectories connect children's informal knowledge to more formal school mathematics. The result is a mathematical curriculum that is not only motivating for children but also comprehensive.



- ***DLExpressOnline.com*** includes the following:
- e-Books of student and teacher materials
 - Audio recordings of the ***My Library*** and ***Literature Books*** (Big/Little) in English and Spanish
 - Teacher planning tools and assessment support

Tools for Teaching


Literature Package

This package contains the literature referenced in the program. They are available in several variations so you can choose the package that best meets the needs of your classroom. The literature used in the program includes expository selections, traditional stories, and emergent readers for students. All literature is available in English or Spanish.



► **My Library Books** are take-home readers for children to continue their exploration of unit themes. (English and Spanish)

► **Concept Big Books** are non-fiction selections that introduce the essential questions for each unit and help children make connections between their background knowledge and unit themes. (English and Spanish)



► The **ABC Big Book** helps children develop phonemic awareness and letter recognition. (English and Spanish)



► The **Big Books** and **Little Books** reinforce each week's theme and the unit theme. Selections include stories originally written in Spanish, as well as those written in English.

► The stories in the **Big Books** and **Little Books** are recorded on the **Listening Library Audio CDs**. They are available in English and Spanish.

Manipulative Package

This package contains fun tools for children to play and learn with in the classroom.

Two Puppets

Alphabet Letter Tiles (in English and Spanish)

Transportation and Farm Animal Counters

Two-Color Counters

Step-by-Step Number Line

Balance Scale

Pattern Blocks

Shape Sets

Connecting Cubes

Jumbo Hand Lenses

Magnetic Wands



A Typical Weekly Lesson Plan

Each week of *The DLM Early Childhood Express* is organized the same way to provide children with the structure and routines they crave. Each week begins with a weekly opener that introduces the focus question for the week, and includes a review of the week's Learning Goals, the Materials and Resources needed for the week, a Daily Planner, and a plan for the Learning Centers children will use throughout the week.

Each day's lesson includes large-group Circle Time and small-group Center Time. Each day includes Literacy, Math, and Social and Emotional Development activities during Circle Time. On Day 1, children explore Science. On Days 2 and 4, they work on more in-depth math lessons. On Day 3, Social Studies is the focus. Fine Art or Music/Movement activities take place during Circle Time on Day 5.




164 Learning Goals Week 3 Comparing Animals



Materials and Resources Week 3 Comparing Animals 165

Home Connections highlights activities that children can do at home with family members to extend their learning.

Assessment reminders and **More Literature Selections** are provided for the week.

- The **Daily Planner** provides a Week-at-a-Glance view of the daily structure and lesson topics for each week.



Unit 3: Amazing Animals Week 3		Daily Planner		
Let's Start the Day Language Time		DAY 1	DAY 2	DAY 3
Center Time				DAY 4
Circle Time Literacy Time				DAY 5
Math Time				
Social and Emotional Development				

Unit 5
Week 3
Comparing Animals

Learning Centers

Math and Science Center

Stripes and Spots
Children use a template to trace and cut out two fish. They draw spots on one fish and stripes on the other and then work together to make patterns. See p. 176.

How High is Knee-High?
Children measure their leg up to their knee with Connecting Cubes. They measure classroom objects and compare them with their knee-high measurement. See p. 212.

Long Tails and Short Tails
Children sort pictures of animals into two groups: those with long tails and those with short tails.

Bigger and Smaller
Children fold a sheet of drawing paper and draw an animal that is bigger than they are on one side and an animal that is smaller than they are on the other side.

ABC Center

Xs and Vs
Children use their fingers to form the letters x and v. Then they finger paint uppercase and lowercase Xs and Vs in different colors. See p. 188.

Sand Tray Letters
Children take turns tracing Xs and Vs in the sand as they say the name and sound for each letter. See p. 224.

A Van for Vv
Children draw a van on a large piece of construction paper. They write the letters Vv on the van and draw pictures of objects whose names begin with Vv, such as vase, vest, and vein.

Creativity Center

Fingerprint Animals
Children dip their thumb in finger paint to make fingerprint animals and use markers to add body parts, such as legs and ears. See p. 184.

Animal Homes
Children work in pairs to three to draw the setting for an animal home, such as a jungle or an ocean. They draw and cut out pictures of animals to glue on the home. See p. 200.

Paper Bag Puppets
Children draw animal faces on paper bags to create simple hand puppets. They use yarn and felt pieces for ears and whiskers.

Animal Mural
Children use colored chalk to create an animal mural on a large sheet of butcher paper.

Library and Listening Center

Finding Differences
Children look through books about animals and draw a picture of an animal that is not a fish. They pretend to be the animal and tell how they are different from a fish. See p. 176.

Familiar Tales
Children browse through familiar folk and fairy tales and take turns retelling stories using flannel board pieces or characters they make up themselves. See p. 225.

Pet Stories
Children look through storybooks about children and their pets, such as *Whistle for Willie* by Ezra Jack Keats and *Can I Keep Him?* by Steven Kellogg, and compare the story characters.

Construction Center

Build a Farm
Children construct a farm from a shoebox by cutting farm floors in the side and drawing windows. They use Connecting Cubes to make fences and animal pens. See p. 208.

Animal Mobiles
Children make mobiles that display animals that are alike in some way, such as wild animals, pets, farm animals, or water animals. See p. 226.

Animal Shelter
Children build an animal shelter, using blocks, boxes, and other materials. They make gets out of clay to place in the shelter.

Writer's Center

Story Captions
Children draw their favorite animal from the book *Who Is the Beast?* and write or dictate a caption for it. See p. 186.

Pet Books
Children fold a sheet of paper in half to make a book, draw their favorite kind of pet on the cover, and draw a picture inside to show what they would do with the pet. See p. 200.

Zoo News
Children recall what they did at their zoo party by drawing pictures of an animal they portrayed and a game they played. They write or dictate to tell about each picture. See page 233.

Animal Talk
Children fold a sheet of paper into four boxes. In each box, they draw an animal that makes a unique sound and label it with the sound word.

Pretend and Learn Center

Stick Puppet Story
Children make stick puppets of animals from *Who Is the Beast?* and use them to act out the story together. See p. 196.

Real and Make-Believe
Children look through books about animals and choose one to imitate. First, they move and make sounds like a real animal, then they act like an animal in a make-believe story. See p. 212.

Turtle and Hare
Children pretend to be the tortoise and have racing a conversation after the race. They take turns playing each role.

Animal Sounds
Children imitate animals by making sounds, such as meow, moo, quack, oink, baa, and tweet, as others guess what animal they are.

- **Learning Centers** should be used throughout the week during Center Time. This page provides an overview of center activities to set up for children. Additional information about some center activities is provided in the daily lessons. The Learning Centers are intended to remain open for the entire week. These centers provide the opportunity for children to explore a wide range of curricular areas.