

Part 1 Draw lines to match the sounds.

r	t
a	f
f	a
t	th
e	e
th	r

Diagram showing sound matching. A line connects the 'th' in the first column to the 'th' in the second column.

Part 2 Write in the missing letters.

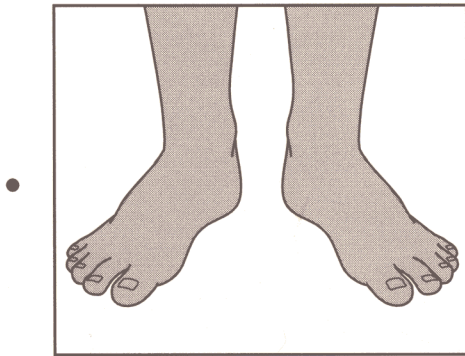

sit	ma
ham	si
mast	ha

Diagram showing word matching. Lines connect 'sit' to 'si', 'ham' to 'ha', and 'mast' to 'ma'.

Part 3 Draw lines to match the words and pictures.

feet

cat



**Part 4**

Circle the sounds.

(th) r h d th i m d h e r h th a s m d e  
m th s m h t e r d a th m h t i r s

(c) i a m d c t e s d a i t c a f r i t m  
d a t i e f i d c a i m t s i a c d t

(f) i f r d a f o d i e d r f t h m r s f  
r d c i f a c d i r s f d i c f t h a

**Part 5**

Follow the lines and copy each word.

that

this

feed

hat

the

that

**Part 1** Draw lines to match the sounds.

<u>m</u>	<u>a</u>
<u>a</u>	<u>t</u>
<u>s</u>	<u>e</u>
<u>e</u>	<u>s</u>
<u>t</u>	<u>r</u>
<u>r</u>	<u>m</u>

**Part 2** Write in the missing letters.




<u>hid</u>	<u>ree</u>
<u>hat</u>	<u>ra</u>
<u>reef</u>	<u>hi</u>
<u>ram</u>	<u>ha</u>

**Part 3** Draw lines to match the words and pictures.

ram

hat

rat



**Part 4**

Circle the sounds.

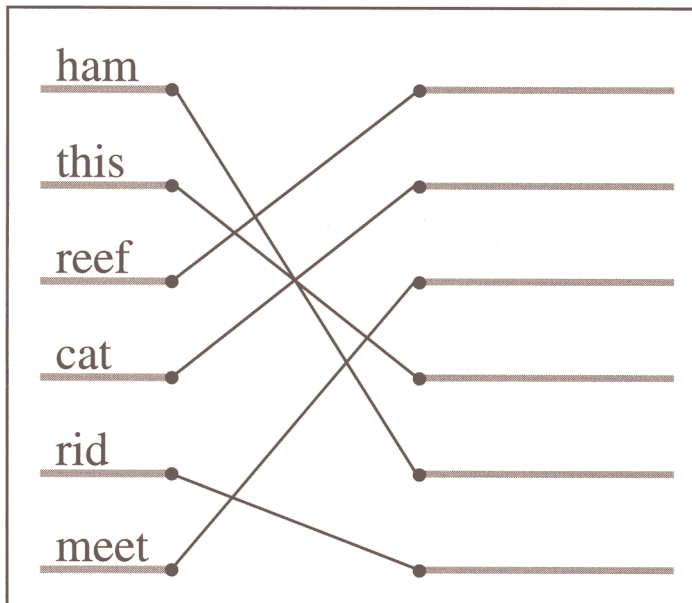
(s h) s h a t h e m i h a s h t h i s e m h i  
e s h a m h s h s i e s h a h t r a s t

(t h) s t h a t i s h a e t h a s e h t f i a  
h a t e t h e h s e m t s e r s h a e m

(h) t a t i h c d i a d r h a i t h e c o a  
r t o i h o i t c r o f d i a h m r d t

**Part 5**

Follow the lines and copy each word.



**Part 1** Draw lines to match the sounds.

i	sh
f	th
h	c
c	h
th	f
sh	i

**Part 2** Write in the missing letters.




feed	c
cam	th
this	h
hat	f

**Part 3** Draw lines to match the words and pictures.

mitt

fist

mast

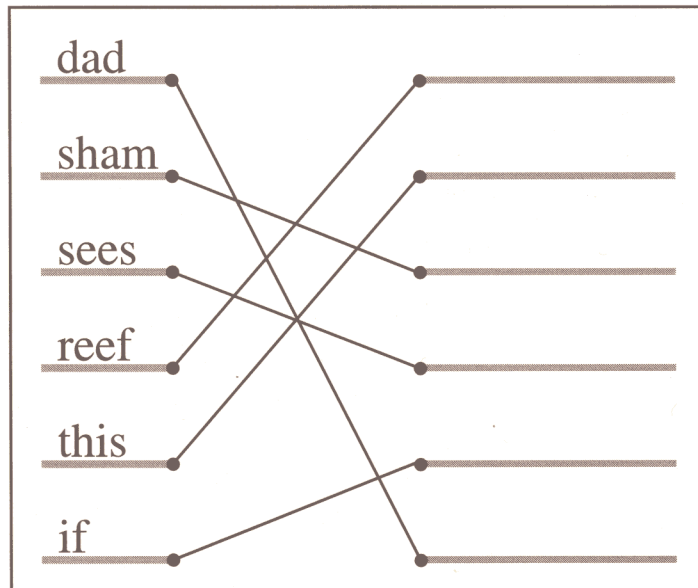


**Part 4** Circle the sounds.

(f) t h i t f i m i d i f c t r i a e i h f d  
e f m i m i f i f c e f d i h t a m c e

(th) t s h i p a t h a e t h a s e h t f p i a  
h i t h a h e h s a e m t h e a r s t m

(sh) h e t s h e d i e d s h e i t h i t c r e  
r t o c r i s h e r s h s i e h c s h d i

**Part 5** Follow the lines and copy each word.

## Part 1

Draw lines to match the sounds.

m	s
s	n
a	i
n	m
r	a
i	r

## Part 2

Write in the missing letters.

sad	ha
rim	sa
hams	ri
seem	s



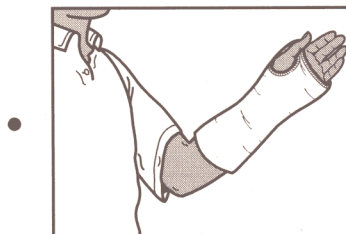
## Part 3

Draw lines to match the words and pictures.

hats

cast

rams



Part 4 Circle the sounds.

(d) d s i a s i m i s i d s a s i d a m s e  
e d s i m s d i d i e d s i s a i e d m

(c) e s f i p a c f a e c f a s e f c i e s  
f i c f a f e f s a e m c f e a p f a c

(n) a m i n a d i a d s n a i n m n d a o r  
r m o s n o m a r o i n s i a n m s i d

Part 5 Follow the lines and copy each word.

cast

did

sees

reef

she

cad



## Part 1 Draw lines to match the sounds.

a	m
n	r
e	n
r	a
m	sh
sh	e

## Part 2 Write in the missing letters.




sheet	fi
cast	th
that	ca
fist	sh

## Part 3 Draw lines to match the words and pictures.

man

cats

fish



## Part 4

Circle the sounds.

(r) m r e a r e m f r i m s a r e m a s i  
e m r e m r m a m e i m i e r a i m e

(s h) c s h i p a t h a e s h a e s h c h p a  
h i s h a h e h s a e m t h e a i c s h

(a) a h i n a m e a m s n a i r h m e n r  
r h e s n t h a r i n s i a n m h t s i

## Part 5

Follow the lines and copy each word.

