


Part 1

Follow the directions.

1. Draw a horizontal line in the box.
2. Place a **b** under the left end of the line.
3. Write a **g** above the right end of the line.



Part 2

Read the sentence and answer the questions.

If he goes fishing, he will catch four fish.

1. What will happen if he goes fishing?

2. How many fish will he catch?

3. Who will get four fish?

4. What will he catch if he goes fishing?

☆ Part 3

Cross out the word that does not belong. The first one is done for you.

- | | | | |
|-----------|-----------|--------|----------------|
| 1. blue | white | red | dog |
| 2. milk | water | mud | juice |
| 3. paper | book | frog | pencil |
| 4. cat | run | jump | play |
| 5. sad | angry | happy | cookie |
| 6. Susie | Terry | Jim | elephant |
| 7. dinner | breakfast | candle | lunch |
| 8. game | doll | cry | ball |

Following directions, making inferences, classifying

Directions: If necessary, read the directions for each part. When students have completed the page, present each item and the answer. Correct any errors.

Part 4

Circle the part of the sentence that names.

1. David pushed a cart.

2. Three tall girls skipped rope.

3. Mom fixed the lawnmower.

4. That cat climbs quickly.

Part 5

Read the underlined word and the definitions.

Fill in the circle next to the correct definition.

1. obtain ☐ cover ☐ get

2. protect ☐ guard ☐ teach

3. examine ☐ measure ☐ look at

4. select ☐ choose ☐ chew

Conventions of grammar/definitions

Directions: If necessary, read the directions for each part. When students have completed the page, present each item and the answer. Correct any errors.

Part 1

Circle the part of the sentence that names.

1. Jim ran very fast.
2. Mark typed his report.
3. The dog jumped on the couch.
4. Those five ducks quack loudly.
5. She ate her food.

Part 2

Read the sentence and answer the questions.

The skull sits at the top of the spine.

1. Where does the skull sit?

2. Is the skull at the top of the spine?

3. What is the skull at the top of?

4. What is underneath the skull?

☆ Part 3

Read the words in the box. Write each word in the correct group.

dance red eat Andy blue
green Lupe yellow pink Jenny
John write sing talk Dennis

Colors Names Actions

_____	_____	_____
_____	_____	_____
_____	_____	_____
_____	_____	_____
_____	_____	_____


Conventions of grammar, making inferences, classifying

Directions: If necessary, read the directions for each part. When students have completed the page, present each item and the answer. Correct any errors.

Part 4

Follow the directions.

1. Draw a horizontal line in the box.
2. Draw a slanted line under the right end of the horizontal line.
3. Draw a dot above the right end of the horizontal line.

**Part 5**

Fill in the circle next to the correct form of **obtain** for each of the following sentences.

1. They are _____ new toys.
☐ obtain ☐ obtained ☐ obtaining
2. He _____ new toys.
☐ obtain ☐ obtained ☐ obtaining
3. She will _____ new toys.
☐ obtain ☐ obtained ☐ obtaining
4. I have _____ new toys.
☐ obtain ☐ obtained ☐ obtaining
5. You are _____ new toys.
☐ obtain ☐ obtained ☐ obtaining

Following directions, conventions of grammar

Directions: If necessary, read the directions for each part. When students have completed the page, present each item and the answer. Correct any errors.

Part 1

Read the sentence and answer the questions.

A large glass can hold lots of water.

1. What can hold lots of water?

2. What can a large glass hold?

3. How much water can a large glass hold?

4. What kind of glass can hold lots of water?

Part 2

Follow the directions.

1. Draw a horizontal line.

2. Draw a slanted line above the horizontal line.

3. Draw a vertical line over the slanted line.

Part 3

Circle the part of the sentence that names.

1. The man waved at a car.
2. Two boys waved at the cars.
3. Jane sat at a table.
4. My older brother stood next to my dad.
5. One boy is very happy.
6. A dog is an animal.
7. Dogs have tails.
8. Two large dogs herded the sheep.

☆ Part 4

Circle the thing that does not fit into each category below.

1. Things to play with

games dolls stores balls

2. Things to eat

potatoes lamps carrots apples

3. Parts of a bird





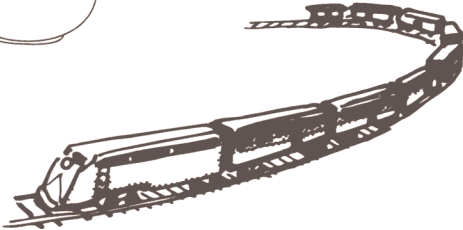
hands beak head wings

Making inferences, following directions, conventions of grammar, classifying

Directions: If necessary, read the directions for each part. When students have completed the page, present each item and the answer. Correct any errors.

Part 5

Circle each vehicle. Underline each container.

**Classification**

Directions: If necessary, read the directions for each part. When students have completed the page, present each item and the answer. Correct any errors.

☆ **Part 1**

Write the letter that comes next.

1. S T _____

2. E F _____

3. K L _____

4. J K _____

5. M N _____

Write the letter that comes in the middle.

6. E _____ G

7. C _____ E

8. L _____ N

9. S _____ U

10. W _____ Y

Write the letter that comes before.

11. _____ B C

12. _____ L M

13. _____ S T

14. _____ F G

15. _____ K L

Part 2

Write the number of the fact that explains why each thing happened.

1. **Beth had a cat.**

2. **Beth had a hamster.**

a. Her pet had a scratching post. _____

b. Her pet had an exercise wheel. _____

c. Her pet was meowing. _____

d. Her pet lived in a cage. _____


Part 3

Follow the directions.

1. Draw a horizontal line in the box.

2. Draw a vertical line down from the right end of the horizontal line.

3. Draw a slanted line from the bottom of the vertical line to the left end of the horizontal line.



Alphabetical order, drawing conclusions based on evidence, following directions

Directions: If necessary, read the directions for each part. When students have completed the page, present each item and the answer. Correct any errors.

Part 4



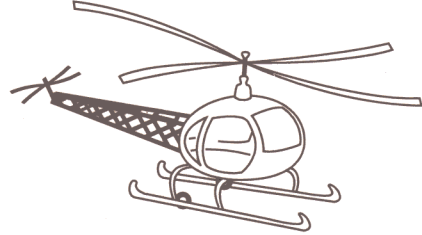
Underline the part of the sentence that names.

1. That bus was moving very slowly.
2. A tired bird flew to a branch.
3. Tara got mad at Joey.
4. The wagon was blue.
5. The holiday lights look pretty at night.
6. My older brother has a new game.
7. Cats like to play with string.
8. The shiny new car hit a light pole.

Part 5

Underline each container.

Cross out each vehicle.

**Conventions of grammar, classification**

Directions: If necessary, read the directions for each part. When students have completed the page, present each item and the answer. Correct any errors.

☆ Part 1

Number the words in **ABC order**. Then write the words in the right order.

- | | |
|---------------|----------|
| 1. _____ ball | 1. _____ |
| _____ apple | 2. _____ |
| _____ car | 3. _____ |
| 2. _____ dog | 1. _____ |
| _____ fish | 2. _____ |
| _____ egg | 3. _____ |
| 3. _____ pan | 1. _____ |
| _____ nail | 2. _____ |
| _____ oak | 3. _____ |

Part 2

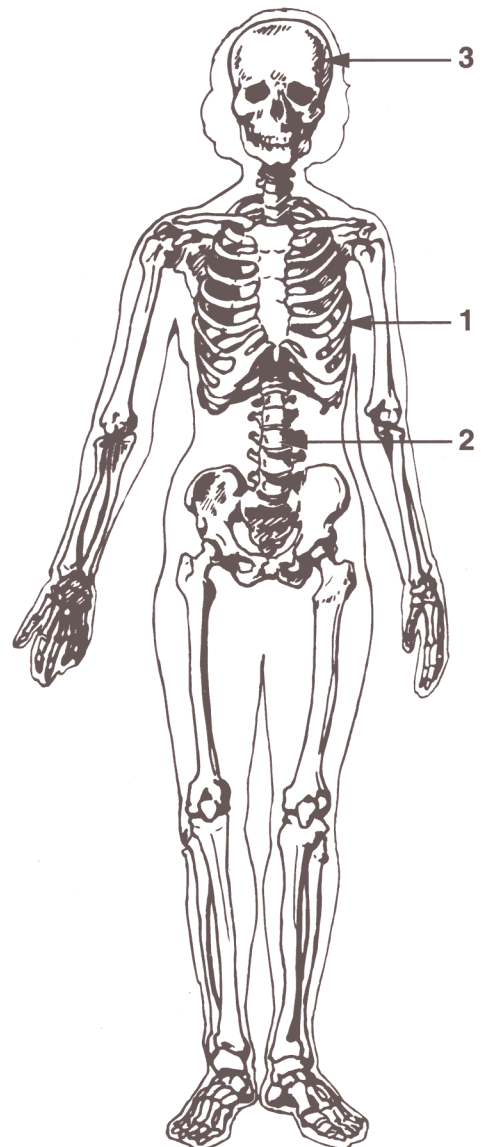
Write a word that comes from **protect** in each blank.

- The boy was _____ the fort.
- That lock will _____ my locker.
- Those gloves had _____ her hands.
- Gary had a helmet to _____ his head.

Part 3

Write **ribs**, **skull**, or **spine** in each blank.

- _____
- _____
- _____



Alphabetical order, inflectional suffixes, graphic aids

Directions: If necessary, read the directions for each part. When students have completed the page, present each item and the answer. Correct any errors.

Part 4

Underline the part of each sentence that names.
Then circle the noun in that part.

1. The class lasted a short time.
2. My dad has a new suit.
3. That old white cat is very tired.
4. His mom worked very well.
5. That cat was a kitten.
6. Nigel wrote a fantastic story.
7. This grumpy baby frowns a lot.
8. Cars can't park in this space.

Part 5

Write the number of the fact that explains why
each thing happened.

1. The weather was wet.
2. The weather was dry.
- a. The man slipped. _____
- b. The boy drank a lot of water. _____
- c. The woman wore a raincoat. _____
- d. They had a lot of trouble
starting the campfire. _____

Part 6

Follow the directions.

1. Draw a slanted line down to the left.
2. Draw a vertical line down from the top end
of the slanted line.
3. Draw a slanted line from the bottom of the
vertical line up to the right.

Conventions of grammar, drawing conclusions based on evidence, following directions

Directions: If necessary, read the directions for each part. When students have completed the page, present each item and the answer. Correct any errors.

☆ **Part 1**Write each set of words in **ABC order**.

soap dream east

1. _____
2. _____
3. _____

trip week road

1. _____
2. _____
3. _____

Part 2Write a word that comes from **examine** in each blank.

1. A doctor will _____ my throat.
2. That dentist had _____ Tim's teeth.
3. Six policemen are _____ that old building.
4. This scientist wants to _____ Barbara's rock.
5. A baker will _____ this cake.

Part 3

Underline the part that names and circle the verb in each sentence.

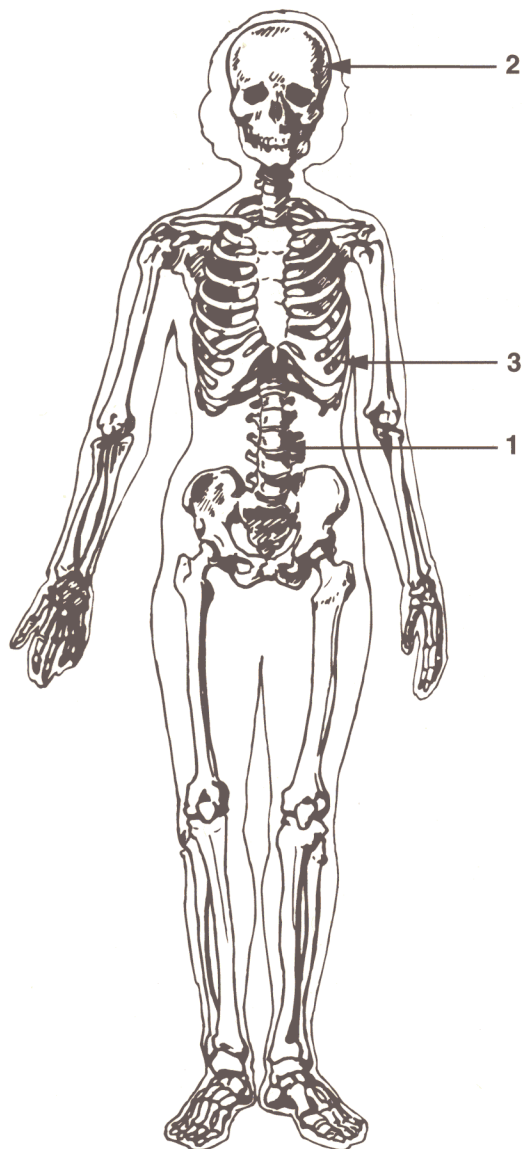
1. Jake walked all day.
2. Her dad drove a new car.
3. Her dad was driving a new car.
4. Her dad was washing the car.
5. That girl painted a fence.
6. My mother was baking in the kitchen.
7. Robert went to the kitchen.
8. The dog slid across the floor.

Alphabetical order, inflectional suffixes, conventions of grammar**Directions:** If necessary, read the directions for each part. When students have completed the page, present each item and the answer. Correct any errors.

Part 4

Write **ribs**, **skull**, or **spine** in each blank.


1. _____
2. _____
3. _____



Part 5

Follow the directions.

1. Draw a horizontal line in the box.
2. Draw a vertical line down from the left end of the horizontal line.
3. Write a 7 on the right side of the vertical line.



Part 6

Read the sentence and answer the questions.

Those birds will make their nest in a tree or on a building ledge.

1. Where will they make their nest?

2. Will they make their nest in a tree and a building ledge?

3. Will they make their nest in a tree or on a building ledge?

4. What word tells whose nest the birds will make?

Graphic aids, following directions, making inferences

Directions: If necessary, read the directions for each part. When students have completed the page, present each item and the answer. Correct any errors.