

SOCIAL STUDIES

LIVING, LEARNING,
AND WORKING
TOGETHER



SOCIAL STUDIES

LIVING, LEARNING,
AND WORKING
TOGETHER

Cover credits: ©Holly Hildreth/McGraw-Hill Education

mheducation.com/prek-12



Copyright © 2017 McGraw-Hill Education

All rights reserved. No part of this publication may be reproduced or distributed in any form or by any means, or stored in a database or retrieval system, without the prior written consent of McGraw-Hill Education, including, but not limited to, network storage or transmission, or broadcast for distance learning.

Send all inquiries to:
McGraw-Hill Education
8787 Orion Place
Columbus, OH 43240

ISBN: SAMPLE
MHID: SAMPLE

Printed in the United States of America.

1 2 3 4 5 6 7 8 9 XXX 22 21 20 19 18 17 16 15 14

Understanding by Design® is a registered trademark of the Association for Supervision and Curriculum Development ("ASCD").

PROGRAM AUTHORS

James A. Banks, Ph.D.

Kerry and Linda Killinger Endowed Chair
in Diversity Studies and Director, Center
for Multicultural Education
University of Washington
Seattle, Washington

Kevin P. Colleary, Ed.D.

Curriculum and Teaching Department
Graduate School of Education
Fordham University
New York, New York

Linda Greenow, Ph.D.

Associate Professor and Chair
Department of Geography
State University of New York at New Paltz
New Paltz, New York

Walter C. Parker, Ph.D.

Professor of Social Studies Education,
Adjunct Professor of Political Science
University of Washington
Seattle, Washington

Emily M. Schell, Ed.D.

Visiting Professor, Teacher Education
San Diego State University
San Diego, California

Dinah Zike

Educational Consultant
Dinah-Might Adventures, L.P.
San Antonio, Texas

CONTRIBUTING AUTHORS

James M. Denham, Ph.D.

Professor of History and Director,
Lawton M. Chiles, Jr., Center for
Florida History
Florida Southern College
Lakeland, Florida

M.C. Bob Leonard, Ph.D.

Professor, Hillsborough Community
College
Director, Florida History Internet Center
Ybor City, Florida

Jay McTighe

Educational Author and Consultant
McTighe and Associates Consulting
Columbia, Maryland

Timothy Shanahan, Ph.D.

Professor of Urban Education &
Director, Center for Literacy
College of Education
University of Illinois at Chicago

ACADEMIC CONSULTANTS

Tom Daccord

Educational Technology Specialist
Co-Director, EdTechTeacher
Boston, Massachusetts

Joe Follman

Service Learning Specialist
Director, Florida Learn & Serve

Cathryn Berger Kaye, M.A.

Service Learning Specialist
Author, *The Complete Guide to Service
Learning*

Justin Reich

Educational Technology Specialist
Co-Director, EdTechTeacher
Boston, Massachusetts

Explore! Parts of My Book

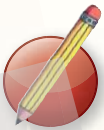
There are many things to do in your book!

These things help you know what to do in your book. Find them!

Found It!



Can you find a star in your book? Put your finger on the star to follow along as your teacher reads to you.



Can you find a pencil in your book? The pencil tells you when it is time to draw or write in your book.



Can you find the worm in your book? The worm shows you where you will learn a reading skill.

THINK • PAIR • SHARE

Can you find these words in your book? When you see this, it is time to share with friends.

There are many parts to your book!

Your book has a front cover.

The front cover tells you the title.

The front cover has many pictures.

You will use the front cover to do fun things as you read.



Your book has a title page.

The title page is the first page of the book.

The title page tells you what the book is called.

You will draw a picture on the title page.



Your book has a back cover.

The back cover is the end of the book.

The back cover has many pictures.

You will use the back cover to do fun things as you read.




BIG IDEA  Things change over time.

My Book

FOLDABLES® Activity	1
Unit Opener	3
Lesson 1	4
Reading Skill: Analyze Visuals	5
Lesson 2	6
Lesson 3	10
Lesson 4	12
Lesson 5	14
Lesson 6	16
Reading Skill: Identify Author's Role	16
Primary Source: Letter	16
Primary Source: Photographs	17
Primary Source: Artifact	18
Unit Wrap Up	20

My Computer

 Go online and find this interactive illustration of a school.



My Cover

Find and circle the calendar on your front cover. What day is today? Write it here.

Explore! UNIT 2 Hello, Friends!


BIG IDEA  Rules help us get along.

My Book

FOLDABLES ® Activity.....	21
Unit Opener.....	23
Lesson 1.....	24
Lesson 2.....	26
Reading Skill: Describe Connections	27
Lesson 3.....	28
Lesson 4.....	30
Reading Skill: Identify Illustrator's Role	31
Lesson 5.....	32
Unit Wrap Up.....	34

My Computer



 Go online to help the buddies take a vote.

My Cover

Find some people on the front cover who are following a rule. Draw them here.

Keep going!
Next we'll explore our country!

Explore! **3** Hello, America!

UNIT

BIG IDEA We celebrate our culture.

My Book

FOLDABLES Activity	35
Unit Opener	37
Lesson 1	38
Reading Skill: Analyze Text	39
Lesson 2	40
Primary Source: Artifact	40
Lesson 3	44
Lesson 4	46
Reading Skill: Describe Connections	47
Lesson 5	48
Lesson 6	50
Reading Skill: Main Topic and Key Details .51	
Reading Skill: Compare and Contrast52	
Lesson 7	54
Reading Skill: Main Topic and Key Details .55	
Unit Wrap Up	56

My Computer



Go online to find this video about Harriet Tubman.



My Cover

Find and circle the flag on the front cover. Draw a picture of the flag.

Explore! UNIT 4 Hello, Earth!

BIG IDEA Where we live affects how we live.

My Book

FOLDABLES Activity.....	57
Unit Opener.....	59
Lesson 1.....	60
Reading Skill: Analyze Visuals	60
Lesson 2.....	62
Lesson 3.....	64
Lesson 4.....	68
Lesson 5.....	72
Unit Wrap Up.....	74

My Computer



 Go online to find this interactive map of Florida.

My Cover

Find and circle a globe on the front cover.
Draw your own globe.

Keep going!
Next, we'll explore choices!

Explore! **UNIT 5** Hello, Choices!

BIG IDEA  People make choices.

My Book

FOLDABLES® Activity	75
Unit Opener	77
Lesson 1	78
Lesson 2	80
Lesson 3	82
Reading Skill: Describe Connections	82
Reading Skill: Analyze Visuals	83
Unit Wrap Up	86

My Computer



Go online to find an interactive activity about a fire fighter.



My Cover


Who is doing a job on the front cover? Circle them. Draw a picture of a tool they use.

Unit 1 **FOLDABLES**[®]

 VIRGINIA STANDARDS K.1j

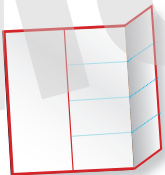
The Foldable on this page will help you learn some important words in Unit 1. Follow these steps to make your Foldable.

Step 1




Cut along the dotted blue lines.

Step 2



Fold along the dotted orange lines.

Step 3



Trace the words and read their definitions.

something that shows us the days of the week and months of the year




Cut Here 

a line that shows the order of when things happen



Cut Here 

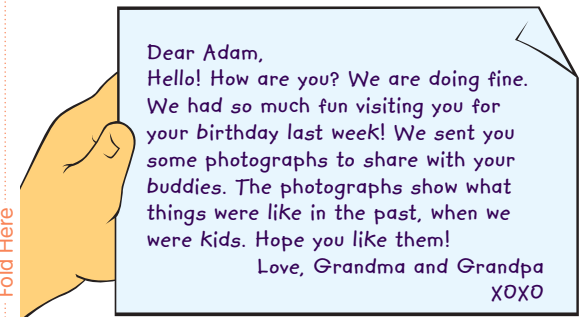
to become different



Cut Here 

something written or made by someone who saw an event happen

Fold Here



Dear Adam,
Hello! How are you? We are doing fine. We had so much fun visiting you for your birthday last week! We sent you some photographs to share with your buddies. The photographs show what things were like in the past, when we were kids. Hope you like them!
Love, Grandma and Grandpa
XOXO

UNIT 3 Hello, America!

BIG IDEA 

We celebrate our culture.



VIRGINIA STANDARDS


K.1d



Today is share day. The buddies are having a celebration of our country, the United States of America. They each brought something that makes them think of America. What things make you think about our country?




Circle the pictures that make you think of America.



Lesson 1

 VIRGINIA STANDARDS K.11a

 **Essential Question**
Why do we celebrate America?

 Lily knows a poem about America's flag. Let's say the poem together!

High up in the clear blue sky,
the stars and stripes I see.
Red, white, and blue for one and all—
A flag to show we're free!

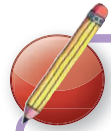


Our flag is red, white, and blue.

**How many stripes are on the flag?
Count them and write the number.**



The flag is a **symbol** of our country, the United States. A symbol is something that stands for something else. We also have a flag that is a symbol of our state!



Draw a flag that would be a good symbol for your classroom.



Ohio's State Flag

(l)Photodisc/Getty Images, (r)Shutterstock/Getty Images



Analyze Text

What does the word *symbol* mean?

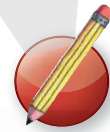
Lesson 2



K.11d



Lily's dad is in the Air Force. He got a special medal for his **courage**. When a person shows courage, it means that they are brave. She brought his medal in for share day.



If you got a special medal, what would it be for? Draw your own medal.

THINK • PAIR • SHARE

How is a medal a primary source?
.....



Hello! My name is Lily. Someday, I'd like to be a pilot like my Dad. Maybe I'll be an **astronaut** and fly into space! Astronauts have a lot of courage, just like my dad...and me!



Draw a picture of you in an astronaut suit.



THINK • PAIR • SHARE

Would you like to be an astronaut? Why or why not?



Lily's dad is a **veteran**. That means that he is a soldier who fought for our **freedom**. We **honor** veterans each November on Veterans Day.

Veterans celebrate in their uniforms.



Write a thank you letter to a veteran.

Dear Veteran,
Thank you for



We also honor soldiers who have protected our freedom each May on Memorial Day. On this day we have parades and decorate floats with red, white, and blue.




On Memorial Day we have parades.



On Memorial Day we remember soldiers.



**Draw a Memorial Day celebration.
Use the colors red, white, and blue.**



Lesson 3

 VIRGINIA STANDARDS K.11d




Essential Question

What does it mean to have freedom?



Each year, we have a special holiday to honor and remember a special American who showed courage. His name was Dr. Martin Luther King, Jr. Sam brought a book to class that tells the story of Dr. Martin Luther King, Jr.



Dr. Martin Luther King, Jr., lived in a time when some people in our country were not treated fairly. He told people that it was not okay to treat others that way.

Dr. Martin Luther King, Jr., helped many people come together to make a change. They wanted everyone to be able to live together in peace.





Brand X Pictures/PunchStock

Today, we all live, work, and play together. We honor Dr. Martin Luther King, Jr., each January on Dr. Martin Luther King, Jr., Day.



Draw a picture that shows what you know about Dr. Martin Luther King, Jr.

aw-
ation


THINK • PAIR • SHARE

How did Dr. Martin Luther King, Jr., show courage?
.....

Lesson 4



Listen to this story about Harriet Tubman, another American who showed courage. As you listen, think about what the story is mostly about.



Harriet Tubman helped many people.

Harriet Tubman lived long ago. She was born into slavery. Slavery means that one person takes away another person's freedom. Harriet had to escape, or run away, so she could be free. She helped other people escape, too. Harriet showed a lot of courage when she helped others find freedom.



The main topic of a story is what the story is mostly about. The key details tell more about the main topic. What is the main topic of Harriet Tubman's story? What are the details?



Use the main topic and key details to draw a picture that retells the story of Harriet Tubman.




Describe Connections


How is this story about courage the same or different from Dr. Martin Luther King, Jr.'s story about courage?

Lesson 5

 VIRGINIA STANDARDS K.11c

 **Essential Question**
Why is being President a big responsibility?

★ Adam knows of an American leader who helped people like Harriet Tubman. This leader's name was Abraham Lincoln. He was **President** of our country long ago. A President is a leader of a country. People say that Abraham Lincoln was very honest. For share day, Adam brought in a hat like the one Abraham Lincoln wore.



Abraham Lincoln

He's on the penny!



The Lincoln Memorial





George Washington was also a very important American. He was our first President! We honor George Washington and Abraham Lincoln each February on Presidents' Day.


(c)Comstock/PunchStock, (b)United States Mint image



George Washington



He's on the quarter!



George Washington had a lot of courage!



Write on the lines to finish the sentence.
If I were President, I would

Handwriting practice lines consisting of solid top and bottom lines with a dashed middle line.

Lesson 6



VIRGINIA STANDARDS

K.1e K.10g K.11a K.11b K.11d



Essential Question

**How do we
celebrate
America?**



Hello again! My dad and I went to a Fourth of July parade in New York City. On the Fourth of July, or Independence Day, we celebrate America!



We saw fireworks and the Statue of Liberty, a symbol of our country.



My dad marched in a parade with other veterans.



The bald eagle is also a symbol of our country!



There are many symbols of our country. As citizens there are many ways to **celebrate** and honor America!



We sing the "Star-Spangled Banner."



We say the Pledge of Allegiance.



Use the pictures to read the sentences. **Circle** the correct answer.



is a symbol of our country.
true false



is a symbol of our country.
true false



is a symbol of our country.
true false



Main Topic and Key Details

What is the main topic of the "Star-Spangled Banner?"



People around the world celebrate their countries, too. Reema's family is from India. They celebrate their own Independence Day. She brought pictures to show how they celebrate. Reema is proud of her Indian **heritage** and **customs**.



Compare and Contrast

How are the pictures of India's Independence Day like our Independence Day? How are they different?



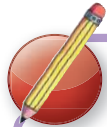
In America, we have many holidays that celebrate our heritage. In May we celebrate Mexican heritage on Cinco de Mayo. In March we celebrate Irish heritage on Saint Patrick's Day.



Cinco de Mayo



Saint Patrick's Day



Draw your favorite holiday.

My favorite holiday is

Lesson 7

 VIRGINIA STANDARDS

K.1g K.2a K.11d

 Essential Question

Why does it take courage to help new people?



Many people have moved to America to find freedom. Pocahontas, a Native American from Virginia, helped people who moved there many years ago. Carlos went to Jamestown, Virginia, for vacation. He told the class all about Pocahontas!



Pocahontas helped people who moved to Jamestown.

People came to Jamestown on ships like these.



Native Americans helped many Pilgrims when they came to America. Long ago, the Native Americans and Pilgrims in Plymouth, Massachusetts, had a feast to give thanks for what they had. Today, we call that feast Thanksgiving. Each November, many Americans celebrate Thanksgiving.

This Thanksgiving celebration happened in the past.



Many families celebrate Thanksgiving today.

[Library of Congress, Prints and Photographs Division [LC-USZC4-496], (p)Digital Vision/Alamy

I am thankful for _____



Main Topic and Key Details

What details on this page tell you more about Thanksgiving?

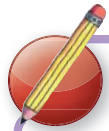
UNIT **3** **Wrap Up**

BIG IDEA



We celebrate our culture.

There are many ways to celebrate our culture. We celebrate special times and special people. Choose a person or holiday from this unit that you think is important.



Draw a picture of how you celebrate that person or holiday.

Write on the lines to finish the sentence.
I celebrate my culture when I

Handwriting practice lines consisting of a solid blue top line, a dashed blue middle line, and a solid red bottom line. There are four sets of these lines provided for writing.




(c)Brand X/CORBIS, (b)Jehngam Publishing/Alamy

Unit 4 FOLDABLES®

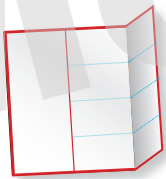
The Foldable on this page will help you learn some important words in Unit 4. Follow these steps to make your Foldable.

Step 1




Cut along the dotted blue lines.

Step 2



Fold along the dotted orange lines.

Step 3



Trace the words and read their definitions.

a round model of Earth



Cut Here 

a drawing of a place



Cut Here 

part of a map that shows cardinal directions



Cut Here 

part of the Earth, like a hill or wetland



Fold Here

globe



map



compass



rose

landform

Fold Here





Grade K

Skills	
K.1 The student will demonstrate skills for historical thinking, geographical analysis, economic decision making, and responsible citizenship by	
a) viewing artifacts and primary and secondary sources to develop an understanding of history;	Unit 1: Lesson 6
b) using basic map skills to support an understanding of the community;	Unit 4: Lesson 5
c) gathering and classifying information, sequencing events, and separating fact from fiction to improve understanding of the community;	Unit 1: Lessons 2-3, 5-6, Wrap Up
d) asking appropriate questions to solve a problem;	Covered throughout the program.
e) comparing and contrasting people, places, or events;	Unit 3: Lesson 6
f) recognizing direct cause-and-effect relationships;	Unit 2: Lesson 3 Unit 4: Lessons 4-5 Unit 5: Wrap Up
g) making connections between past and present;	Unit 1: Lesson 6 Unit 3: Lesson 7
i) practicing good citizenship skills while collaborating, compromising, and participating in classroom activities; and	Unit 2: Lessons 1-5 Unit 2: Wrap Up
j) developing fluency in content vocabulary and comprehension of oral, written, and visual sources.	Unit 1: Foldables Unit 5: Wrap Up
History	
K.2 The student will recognize that history describes events and people from other times and places by	
a) identifying examples of historical events, stories, and legends that describe the development of the local community; and	Unit 3: Lesson 7
K.3 The student will sequence events in the past and present and begin to recognize that things change over time.	Unit 1: Lesson 6, Wrap Up

Geography	
K.4 The student will describe the relative location of people, places, and things by using positional words, with emphasis on near/far, above/below, left/right, and behind/in front.	Unit 1: Lesson 4 Unit 4: Lesson 5
K.5 The student will use simple maps and globes to	
a) develop an awareness that a map is a drawing of a place to show where things are located and that a globe is a round model of Earth;	Unit 2: Wrap Up Unit 4: Lesson 5
b) describe places referenced in historical events, stories, and real-life situations;	Unit 4: Unit Opener, Lesson 5
c) locate land and water features;	Unit 4: Lesson 3
d) identify basic map symbols in a map legend; and	Unit 1: Lesson 1 Unit 4: Lesson 3
e) identify places and objects of a familiar area.	Unit 1: Lesson 1 Unit 4: Lesson 5
K.6 The student will develop an awareness that maps and globes	
a) show a view from above;	Unit 4: Lessons 2-3, 5
b) show things in smaller size; and	Unit 4: Lessons 2-3, 5
c) show the position of objects.	Unit 4: Lessons 2-3, 5
K.7 The student will describe how the location, climate, and physical surroundings of a community affect the way people live, including their food, clothing, shelter, transportation, and recreation.	Unit 4: Lesson 4
Economics	
K.8 The student will match simple descriptions of work that people do with the names of those jobs.	Unit 5: Opener, Lessons 1, 3
K.9 The student will	
a) recognize that people make choices because they cannot have everything they want; and	Unit 5: Lesson 3
b) explain that people work to earn money to buy the things they want.	Unit 5: Lesson 2, Wrap Up

Civics	
K.10 The student will demonstrate that being a good citizen involves	
a) taking turns and sharing;	Unit 4: Lesson 4
b) taking responsibility for certain classroom chores;	Unit 2: Lessons 1-2
c) taking care of personal belongings and respecting what belongs to others;	Unit 2: Lesson 4
d) following rules and understanding the consequence of breaking rules;	Unit 2: Lesson 5
e) practicing honesty, self-control, and kindness to others;	Unit 2: Opener, Lessons 1-3, Wrap Up
f) participating in decision making in the classroom; and	Unit 2: Lessons 2, 4
g) participating successfully in group settings.	Unit 2: Wrap Up Unit 3: Lesson 6 Unit 4: Wrap Up Unit 5: Wrap Up
K.11 The student will develop an understanding of how communities express patriotism through events and symbols by	
a) recognizing the American flag;	Unit 3: Lessons 1, 6
b) recognizing the Pledge of Allegiance;	Unit 3: Lesson 6
c) knowing that the president is the leader of the United States; and	Unit 3: Lesson 5
d) recognizing the holidays and the people associated with the holidays Thanksgiving Day; Martin Luther King, Jr., Day; George Washington Day (Presidents' Day); and Independence Day (Fourth of July).	Unit 3: Lessons 2-3, 6-7

SOCIAL STUDIES

LIVING, LEARNING,
AND WORKING
TOGETHER