

SRA
**Reading
Mastery**
Signature Edition

Language Answer Key
Grade K

Siegfried Engelmann
Jean Osborn

**Mc
Graw
Hill** **SRA**

Columbus, OH

SRAonline.com



Copyright © 2008 by SRA/McGraw-Hill.

All rights reserved. No part of this publication may be reproduced or distributed in any form or by any means, or stored in a database or retrieval system, without the prior written consent of The McGraw-Hill Companies, Inc., including, but not limited to, network storage or transmission, or broadcast for distance learning.

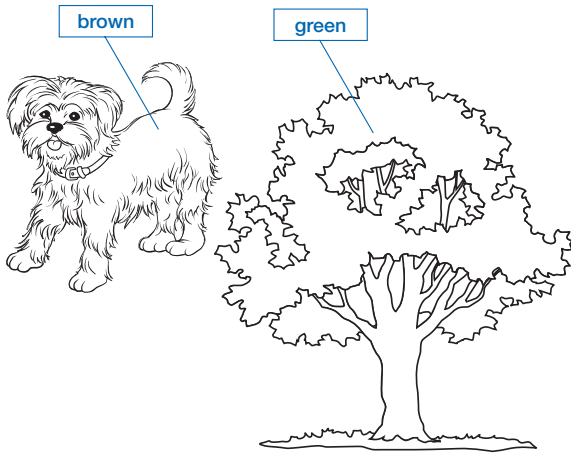
Printed in the United States of America.

Send all inquiries to this address:
SRA/McGraw-Hill
4400 Easton Commons
Columbus, OH 43219

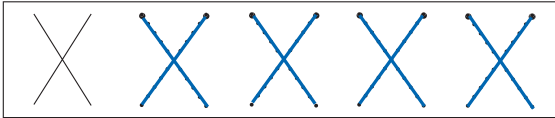
ISBN: 978-0-07-612233-2
MHID: 0-07-612233-6

2 3 4 5 6 7 8 9 MAZ 13 12 11 10 09 08 07

Lesson 1 Name _____



Touch each object. Ask, "What is this?" Tell child to touch each object as you name it.

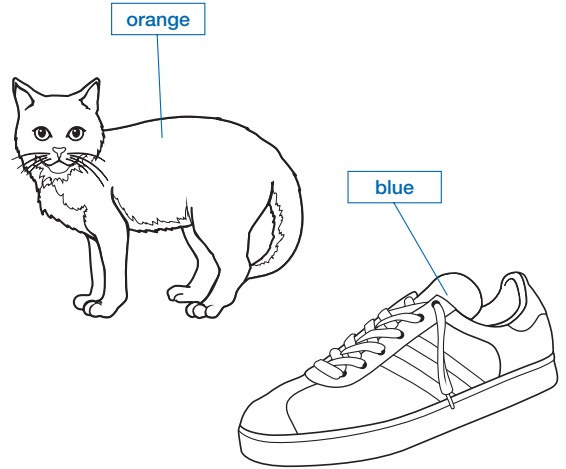


Touch a cross-out mark. Ask, "What is this?"

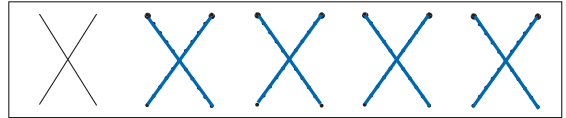
Copyright ©SBRAMcGraw-Hill

LESSON 1 • SIDE 1

Lesson 2 Name _____



Touch each object. Ask, "What is this?" Tell child to touch each object as you name it.

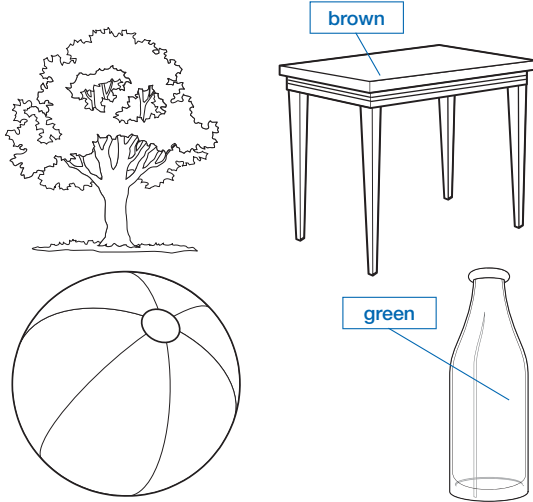


Touch a cross-out mark. Ask, "What is this?"

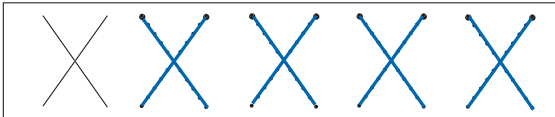
Copyright ©SBRAMcGraw-Hill

LESSON 2 • SIDE 1

Lesson 3 Name _____



Touch each object. Ask, "What is this?" Tell child to touch each object as you name it.

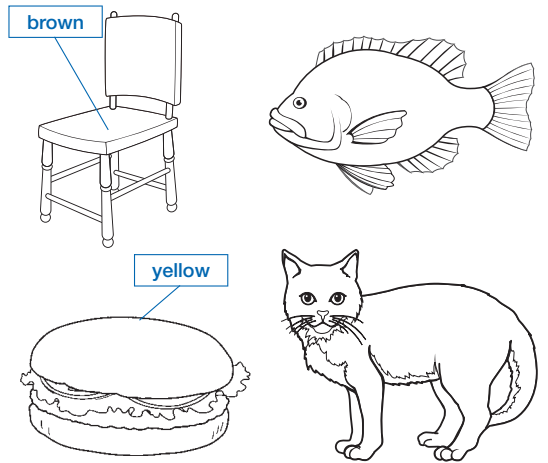


Touch a cross-out mark. Ask, "What is this?"

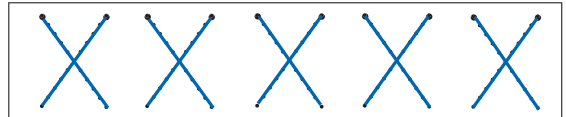
Copyright ©SBRAMcGraw-Hill

LESSON 3 • SIDE 1

Lesson 4 Name _____



Touch each object. Ask, "What is this?" Tell child to touch each object as you name it.



Touch a cross-out mark. Ask, "What is this?"

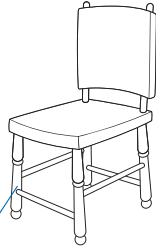
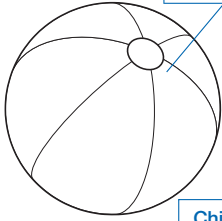
Copyright ©SBRAMcGraw-Hill

LESSON 4 • SIDE 1

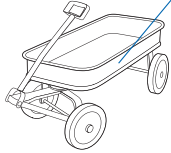
Lesson 5

Name _____

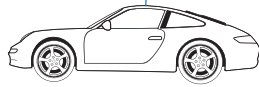
Children color the ball blue and red.



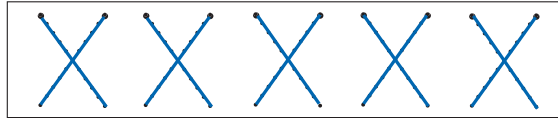
Children color chair and wagon.



yellow



Touch each object. Ask, "What is this?" Tell child to touch each object as you name it.



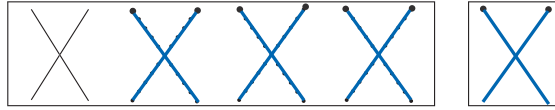
Touch a cross-out mark. Ask, "What is this?"

Copyright © SBAMcGrav-Hill

LESSON 5 • SIDE 1

Lesson 6

Name _____

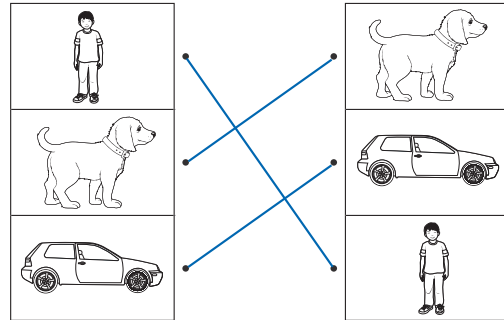


"Touch the cross-out mark you drew in the box."

Children color the objects.



Touch each object. Ask, "What is this?" Tell child to touch each object as you name it.



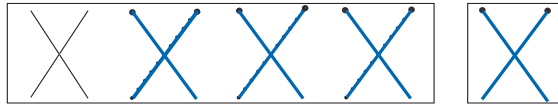
Tell child to name each object. "Show me the line for the boys." Repeat for dogs and cars.

Copyright © SBAMcGrav-Hill

LESSON 6 • SIDE 1


Lesson 7

Name _____

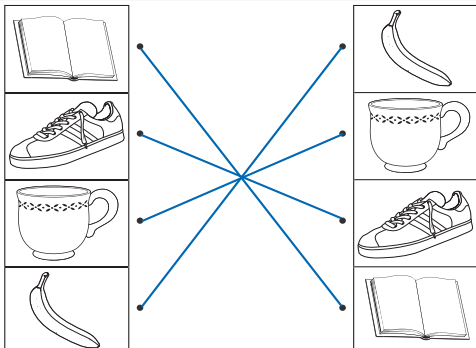


"Touch the cross-out mark you drew in the box."

Children color the objects.



Touch each object. Ask, "What is this?" Tell child to touch each object as you name it.



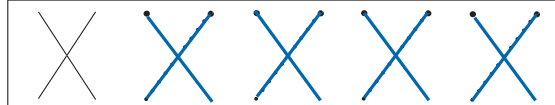
Tell child to name each object. "Show me the line for the books." Repeat for shoes, cups, bananas.

Copyright © SBAMcGrav-Hill

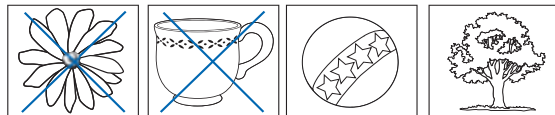
LESSON 7 • SIDE 1

Lesson 8

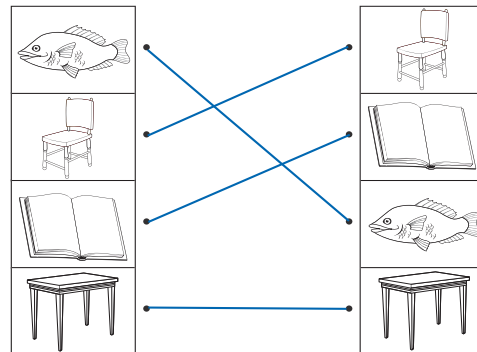
Name _____



Touch a cross-out mark. Ask, "What is this?"



Tell child to touch each object that is crossed out. Ask, "What is this?"

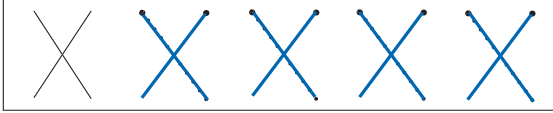


Tell child to name each object. "Show me the line for the fish." Repeat for chairs, books, tables.

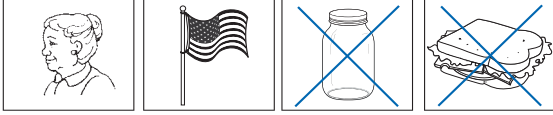
Copyright © SBAMcGrav-Hill

LESSON 8 • SIDE 1

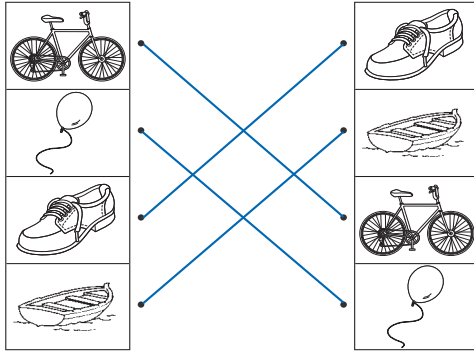
Lesson 9 Name _____



Touch a cross-out mark. Ask, "What is this?"



Tell child to touch each object that is crossed out. Ask, "What is this?"



Tell child to name each object. "Show me the line for the bicycles." Repeat for balloons, shoes, boats.

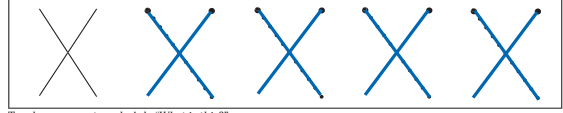
Copyright ©SRM McGraw-Hill

L11-201_809428.indd 9


2/24/07 12:40:29 PM

LESSON 9 • SIDE 1

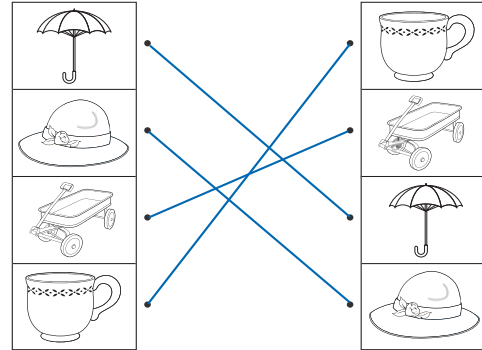
Lesson 10 Name _____



Touch a cross-out mark. Ask, "What is this?"



Tell child to touch each object that is crossed out. Ask, "What is this?"



Tell child to name each object. "Show me the line for the umbrellas." Repeat for hats, wagons, cups.

Copyright ©SRM McGraw-Hill

L11-201_809428.indd 10

2/24/07 12:40:32 PM

LESSON 10 • SIDE 1

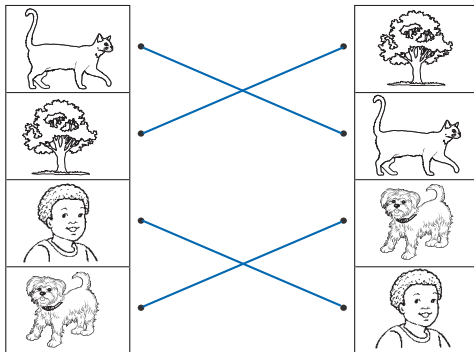
Lesson 11 Name _____



Touch a box where you made a cross-out mark. Ask, "What is this?"



Tell child to touch each object that is crossed out. Ask, "What is this?"



Tell child to name each object. "Show me the line for the cats." Repeat for trees, boys, dogs.

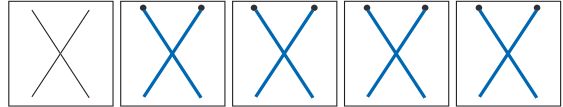
Copyright ©SRM McGraw-Hill

L11-201_809428.indd 11

2/24/07 12:40:36 PM

LESSON 11 • SIDE 1

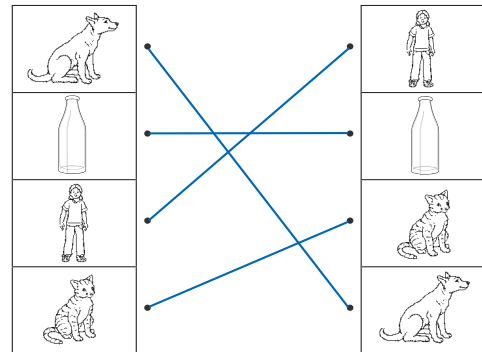
Lesson 12 Name _____



Touch a box where you made a cross-out mark. Ask, "What is this?"



Tell child to touch each object that is crossed out. Ask, "What is this?"



Tell child to name each object. "Show me the line for the dogs." Repeat for bottles, girls, cats.

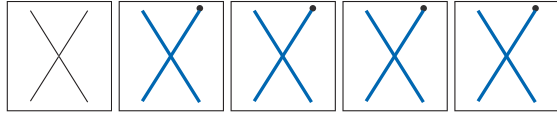
Copyright ©SRM McGraw-Hill

L11-201_809428.indd 12

2/24/07 12:40:46 PM

LESSON 12 • SIDE 1

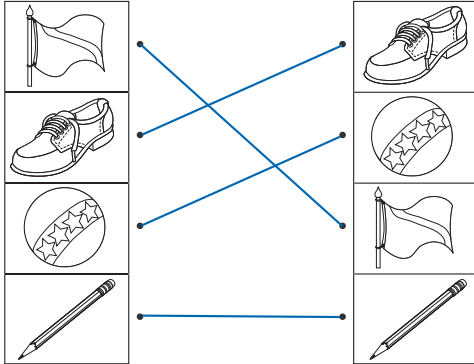
Lesson 13 Name _____



"Touch a box where you made a cross-out mark." Ask, "What is this?"



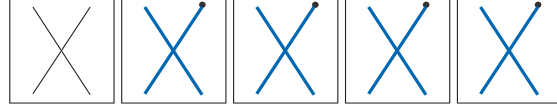
Tell child to touch each object that is crossed out. Ask, "What is this?"



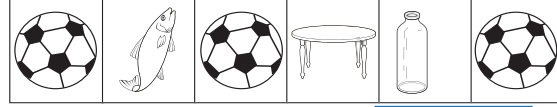
Tell child to name each object. "Show me the line for the flags." Repeat for shoes, balls, pencils.

LESSON 13 • SIDE 1

Lesson 14 Name _____

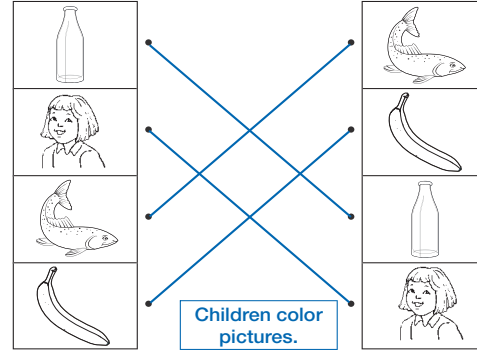


"Touch a box where you made a cross-out mark." Ask, "What is this?"



Children color balls yellow.

Touch each object. "What is this?" Say, "Touch a ball. What color is it?"

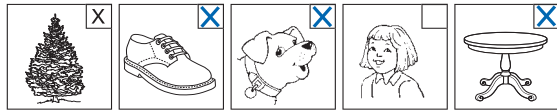


Children color pictures.

Tell child to name each object. "Show me the line for the bottles." Repeat for girls, fish, bananas.

LESSON 14 • SIDE 1

Lesson 15 Name _____

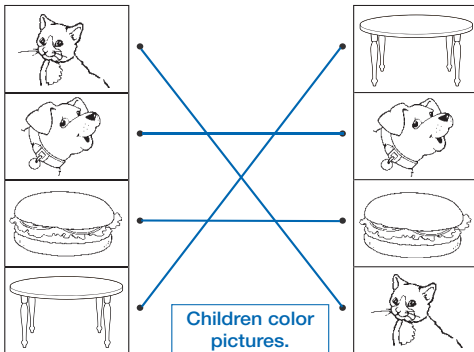


Touch each object. "What is this?" "Point to the pictures that have cross-out marks."



Children color all fish yellow.

Touch each object. "What is this?" Say, "Touch a fish. What color is it?"

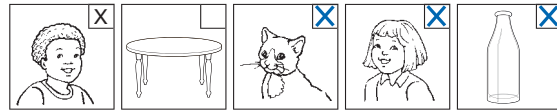


Children color pictures.

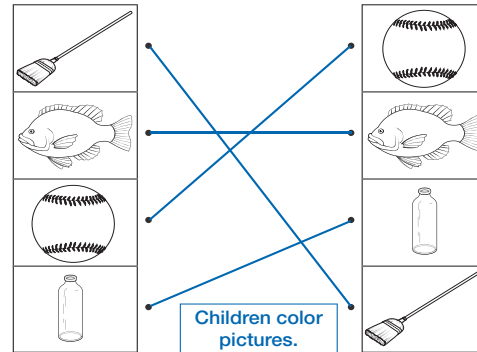
Tell child to name each object. "Show me the line for the cats." Repeat for dogs, hamburgers, tables.

LESSON 15 • SIDE 1

Lesson 16 Name _____




Touch each object. "What is this?" "Point to the pictures that have cross-out marks."



Children color pictures.

Tell child to name each object. "Show me the line for the brooms." Repeat for fish, balls, bottles.


cars: yellow; fish and shoes: red, blue



Touch each object. "What is this?" Say, "Touch a car. What color is it?"

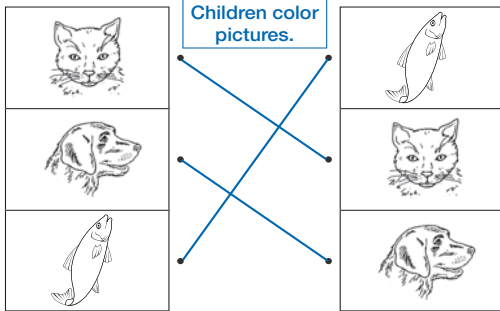
LESSON 16 • SIDE 1

Lesson 17 Name _____



Children color dog, ball, fish, table.

Touch each object. "What is this?" "Point to the pictures that have cross-out marks."



Tell child to name each object. "Show me the line for the cats." Repeat for dogs and fish.

bottles: red; hat and balls: yellow, blue, or black




Touch each object. "What is this?" Say, "Touch a bottle. What color is it?"

Copyright ©SRM McGraw-Hill

204907 12-06:03 PM

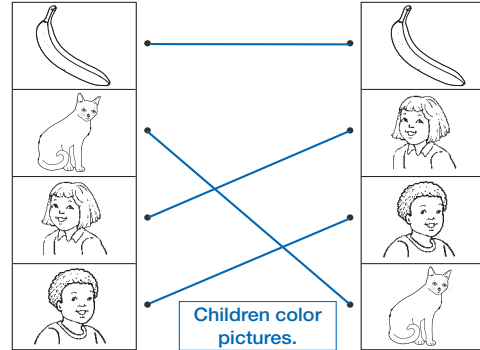
LESSON 17 • SIDE 1

Lesson 18 Name _____



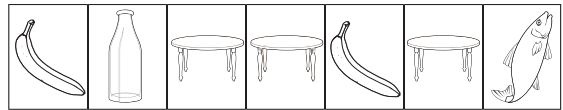
Children color fish, ball, girl, bottle.

Touch each object. "What is this?" "Point to the pictures that have cross-out marks."



Tell child to name each object. "Show me the line for the bananas." Repeat for cats, girls, boys.

tables: red; other pictures: yellow, blue, or black



Touch each object. "What is this?" Say, "Touch a table. What color is it?"

Copyright ©SRM McGraw-Hill

204907 12-06:07 PM

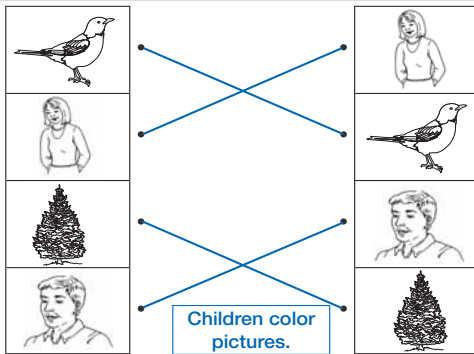
LESSON 18 • SIDE 1

Lesson 19 Name _____



Children color banana, sandwich, man.

Touch each object. "What is this?" "Point to the pictures that have cross-out marks."



Tell child to name each object. "Show me the line for the birds." Repeat for girls, trees, men.

shoes: yellow; other pictures: red, blue, or black



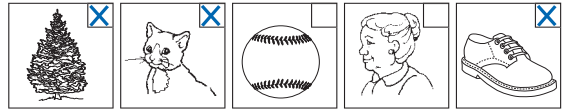
Touch each object. "What is this?" Say, "Touch a shoe. What color is it?"

Copyright ©SRM McGraw-Hill

204907 12-06:12 PM

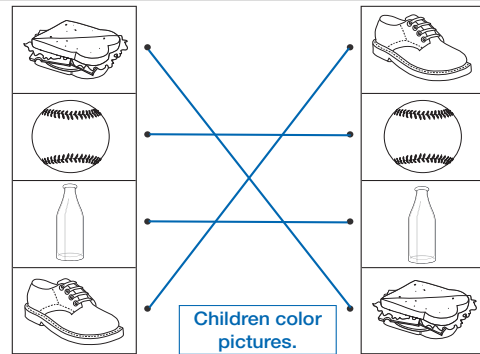
LESSON 19 • SIDE 1

Lesson 20 Name _____




Children color tree, cat, shoe.

Touch each object. "What is this?" "Point to the pictures that have cross-out marks."



Tell child to name each object. "Show me the line for the sandwiches." Repeat for balls, bottles, shoes.

bananas: yellow; other pictures: red, blue, or black



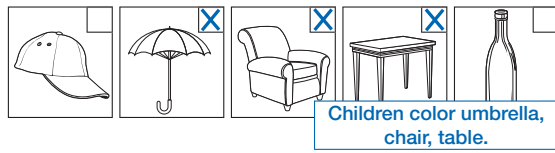
Touch each object. "What is this?" Say, "Touch a banana. What color is it?"

Copyright ©SRM McGraw-Hill

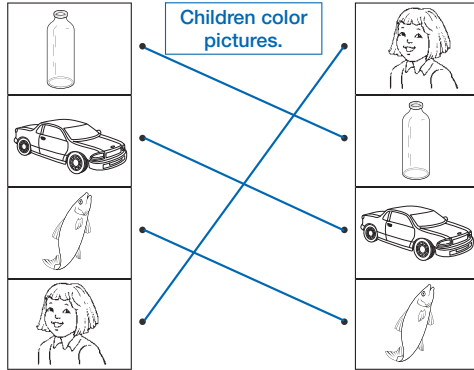
204907 12-06:17 PM

LESSON 20 • SIDE 1

Lesson 21 Name _____

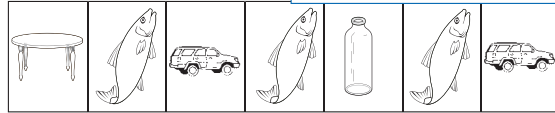


Touch each object. "What is this?" "Point to the pictures that have cross-out marks."



Tell child to name each object. "Show me the line for the bottles." Repeat for cars, fish, girls.

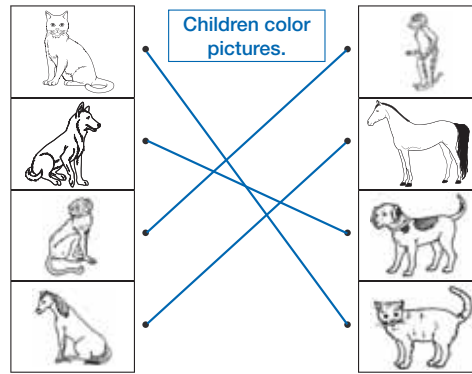
fish: red; other pictures: red, yellow, or black



Touch each object. "What is this?" Say, "Touch a fish. What color is it?"

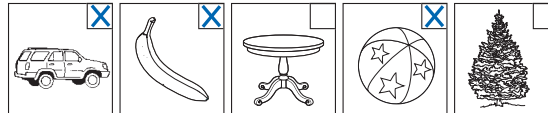
LESSON 21 • SIDE 1

Lesson 22 Name _____



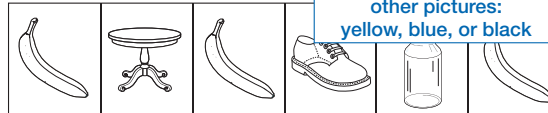
Touch each picture. "What is it?" "What is it doing?" "Show me the line for the _____."

Children color car, banana, ball.



Touch each picture. "What is this?" "Point to the pictures that have cross-out marks."

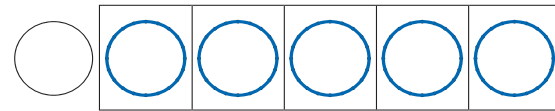
bananas: red; other pictures: yellow, blue, or black



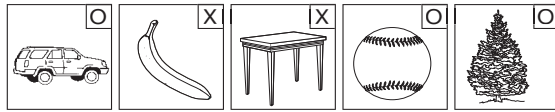
Touch each picture. "What is this?" Say, "Touch a banana. What color is it?"

LESSON 22 • SIDE 1

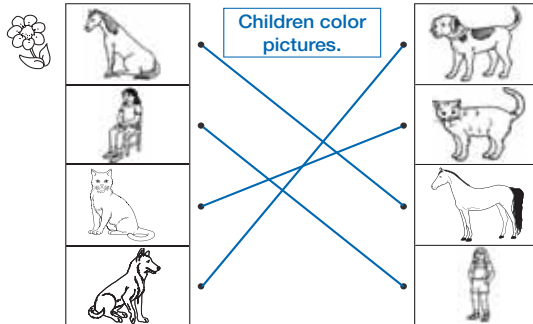
Lesson 23 Name _____



"Touch a circle that you drew." Ask, "What is it?"

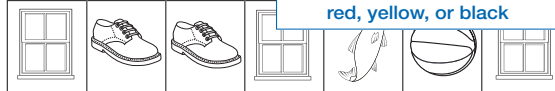


Touch each picture. Ask, "Does it have a cross-out mark or a circle?"



Touch each picture. "What is it?" "What is it doing?" "Show me the line for the _____."

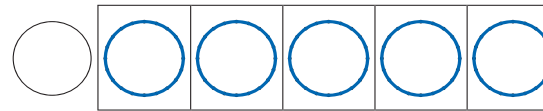
windows: blue; other pictures: red, yellow, or black



Touch each object. "What is this?" Say, "Touch a window. What color is it?"

LESSON 23 • SIDE 1

Lesson 24 Name _____

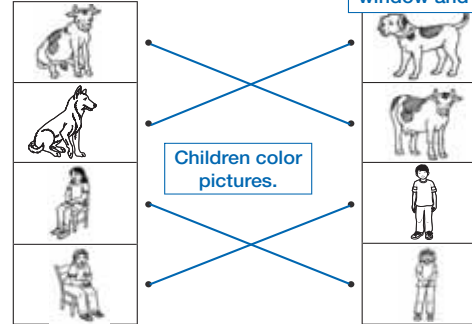


"Touch a circle that you drew." Ask, "What is it?"



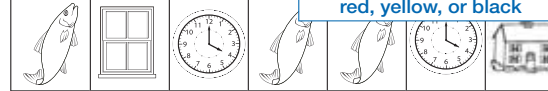
Touch each picture. Ask, "Does it have a cross-out mark or a circle?"

Children color window and dog.



Touch each picture. "What is it?" "What is it doing?" "Show me the line for the _____."

fish: blue; other pictures: red, yellow, or black



Touch each picture. "What is this?" Say, "Touch a fish. What color is it?"

LESSON 24 • SIDE 1

Lesson 25

Name _____

Children color pictures.

Touch each picture. "What is it?" "What is it doing?" "Show me the line for the _____."

Children color woman, ball.

Touch each picture. Ask, "Does it have a cross-out mark or a circle?"

houses: red; other pictures: blue, yellow, or black

Touch each picture. "What is this?" Say, "Touch a house. What color is it?"

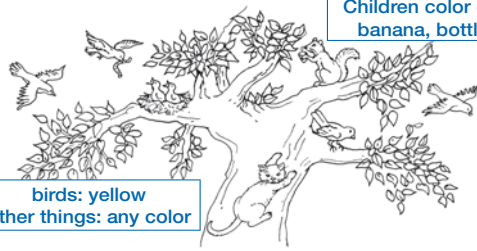
LESSON 25 • SIDE 1

Lesson 26

Name _____

"Name the pictures that have a cross-out mark." "Name the pictures that have a circle."

Children color car, banana, bottle.



birds: yellow
other things: any color

Say, "Touch a cat in this picture." "Touch a bird." "What color is the bird?"

Children color pictures.

Touch each picture. "What is it?" "What is it doing?" "Show me the line for the _____."


LESSON 26 • SIDE 1

Lesson 27

Name _____

"Name the pictures that have a cross-out mark." "Name the pictures that have a circle."

Children color window, car, dog.



Say, "Touch a boat in this picture." "Touch a fish." "What color is the fish?"

fish: blue
other things: any color

Children color pictures.

Touch each picture. "What is it?" "What is it doing?" "Show me the line for the _____."

LESSON 27 • SIDE 1

Lesson 28

Name _____

eggs: red
other things: any color


"Name the pictures you crossed out." "Name the pictures you circled."

Children color pictures.

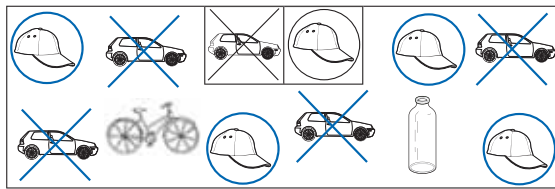
Touch each picture. "What is it?" "What is it doing?" "Show me the line for the _____."

LESSON 28 • SIDE 1

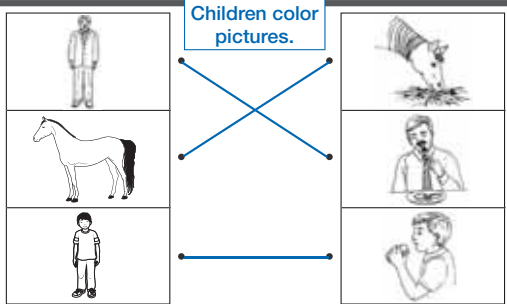
Lesson 29 Name _____



Say, "Touch a dog in this picture." "Touch a flower." "What color is the flower?"



"Name the pictures you crossed out." "Name the pictures you circled."



Touch each picture. "What is it?" "What is it doing?" "Show me the line for the _____."

LESSON 29 • SIDE 1

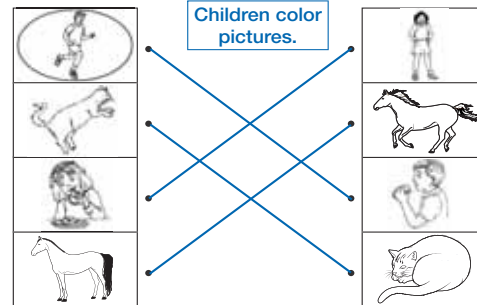
Lesson 30 Name _____



Touch each object in the picture. Ask, "What is it?" "What color is it?"




"Name the pictures you crossed out." "Name the pictures you circled."



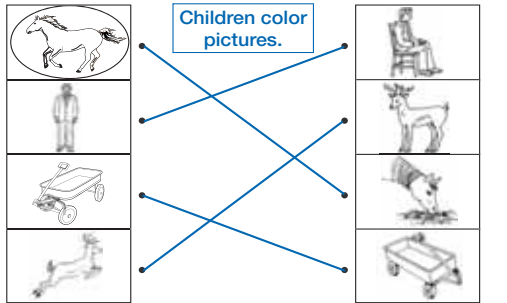
Touch each picture. "What is it?" "What is it doing?" "Show me the line for the _____."

LESSON 30 • SIDE 1

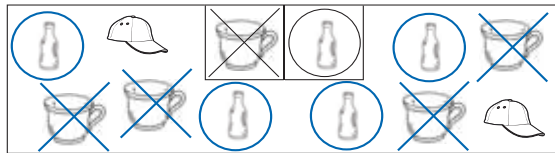
Lesson 31 Name _____



Touch each object in the picture. Ask, "What is it?" "What color is it?"




Touch each picture. "What is it?" "Show me the line for the horses." Repeat for men, wagons, deer.



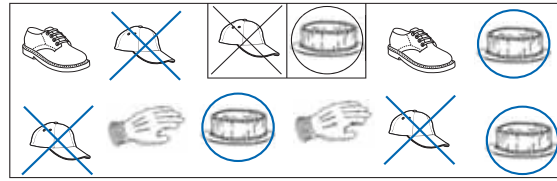
"Name the pictures you crossed out." "Name the pictures you circled."

LESSON 31 • SIDE 1

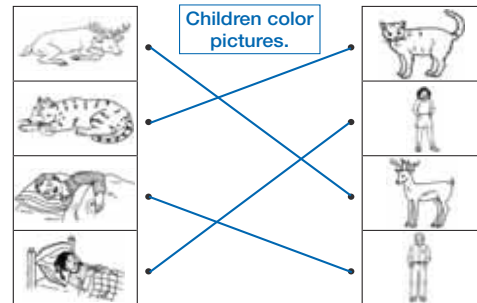
Lesson 32 Name _____



Touch each object in the picture. Ask, "What is it?" "What color is it?"



"Name the pictures you crossed out." "Name the pictures you circled."




Touch each picture. "What is it?" "What is it doing?" "Show me the line for the _____."

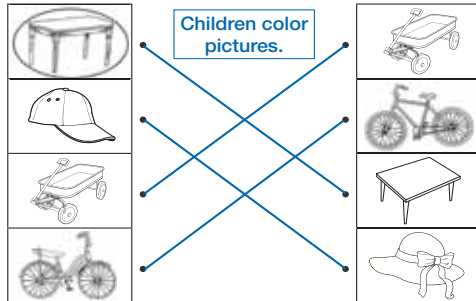
LESSON 32 • SIDE 1

Lesson 33 Name _____

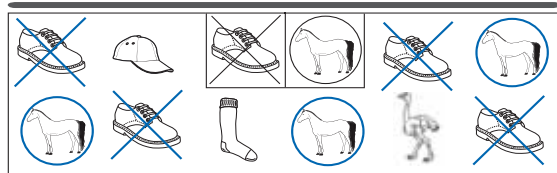
women's shorts: blue
boats: red
fish: yellow



Say, "Touch a fish. What color is it?" "Touch a boat. What color is it?" "Touch the shorts. What color are they?"



Touch each picture. "What is it?" "Show me the line for the tables." Repeat for hats, wagons, bikes.



"Name the pictures you crossed out." "Name the pictures you circled."


L127-41_809428-1/01 33

2/24/07 12:49:39 PM

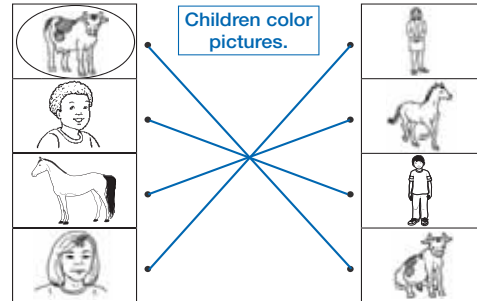
LESSON 33 • SIDE 1

Lesson 34 Name _____


boys' shorts: blue
birds: yellow
balloons: red



Say, "Touch a balloon. What color is it?" "Touch the shorts. What color are they?" "Touch a bird. What color is it?"



Touch each picture. "What is it?" "Show me the line for the cows." Repeat for boys, horses, women.



"Name the pictures you crossed out." "Name the pictures you circled."

L127-41_809428-1/01 34

2/24/07 12:49:52 PM

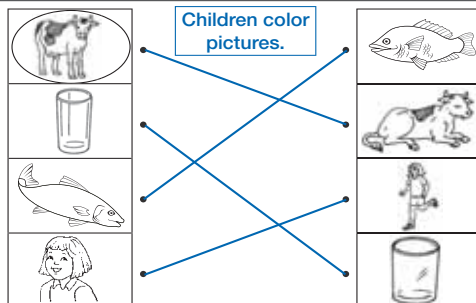
LESSON 34 • SIDE 1

Lesson 35 Name _____

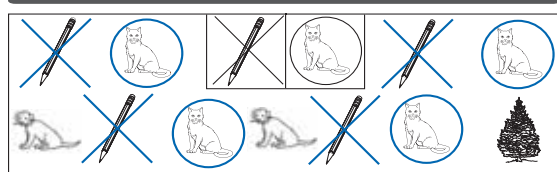
birdhouses: blue
cars: yellow
birds: red



Say, "Touch a car. What color is it?" "Touch a birdhouse. What color is it?" "Touch a bird. What color is it?"



Touch each picture. "What is it?" "Show me the line for the cows." Repeat for glasses, fish, girls.



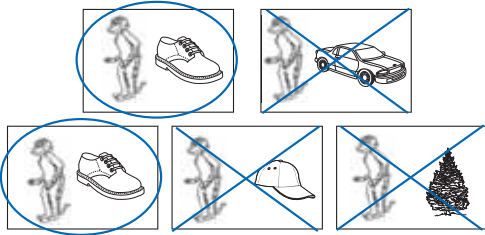
"Name the pictures you crossed out." "Name the pictures you circled."

L127-41_809428-1/01 35

2/24/07 12:50:02 PM

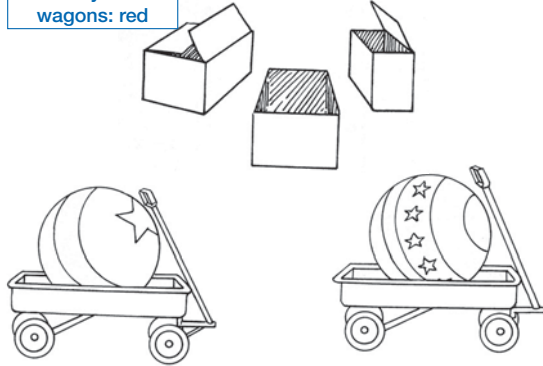
LESSON 35 • SIDE 1

Lesson 36 Name _____



"Touch a box you circled." "What's in the box?" "Touch another box you circled." "What's in that box?"

boxes: blue
balls: yellow
wagons: red

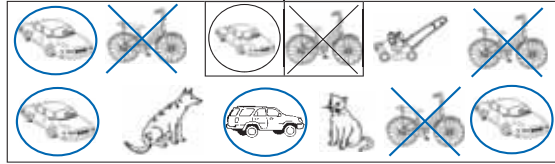


Touch each object in the picture. Ask, "What is it?" "What color is it?"

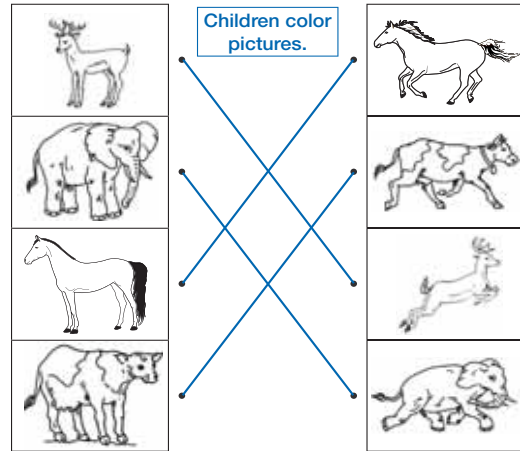
Side 1 _____

LESSON 36 • SIDE 1

Lesson 36 Name _____



"Name the pictures you crossed out." "Name the pictures you circled."



Touch each picture. "What is it?" "What is it doing?" "Show me the line for the _____."

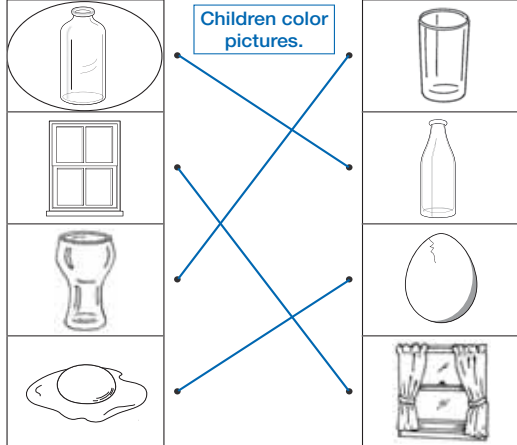
Side 2 _____

LESSON 36 • SIDE 2

Lesson 37 Name _____



"Touch a box you circled." "What's in the box?" "Touch another box you circled." "What's in that box?"

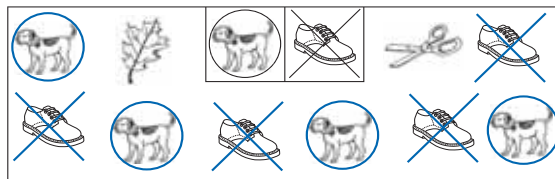


Touch each picture. "What is it?" "Show me the line for the bottles." Repeat for windows, glasses, eggs.

Side 1 _____

LESSON 37 • SIDE 1

Lesson 37 Name _____



"Name the pictures you crossed out." "Name the pictures you circled."

cars: red
birds: blue
houses: yellow




Say, "Touch a house." "What color is it?" "Touch a bird." "What color is it?" "Touch a car." "What color is it?"

Side 2 _____

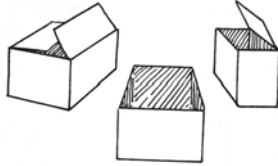
LESSON 37 • SIDE 2

Lesson 38 Name _____



"Touch a box you circled." "What's in the box?" "Touch another box you circled." "What's in that box?"

boxes: red
glasses: yellow
bottles: blue



Touch each object in the picture. Ask, "What is it?" "What color is it?"

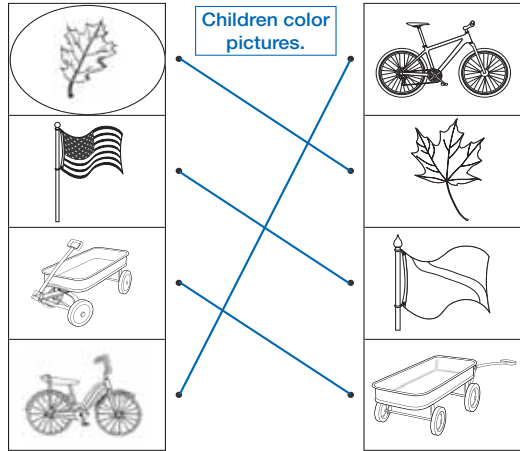
Side 1 _____

L27-40_809428.indd 41

2/24/07 12:59:41 PM

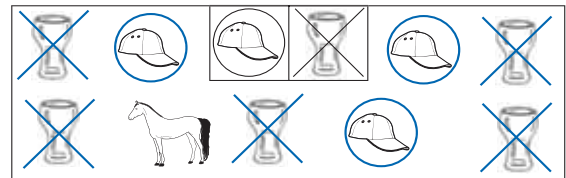
LESSON 38 • SIDE 1

Lesson 38 Name _____



Children color pictures.

Touch each picture. "What is it?" "Show me the line for the leaves." Repeat for flags, wagons, bikes.



"Name the pictures you crossed out." "Name the pictures you circled."

Side 2 _____

L27-40_809428.indd 42

2/24/07 12:59:46 PM

LESSON 38 • SIDE 2

Lesson 39 Name _____



"Show me what you do first." "Show me what you do next."

cups: black
bottles: yellow
flowers: blue



Touch each object in the picture. Ask, "What is it?" "What color is it?"

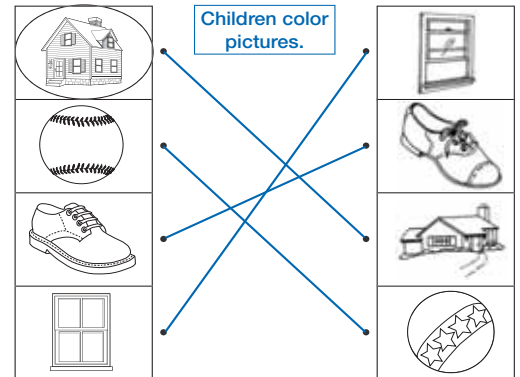
Side 1 _____

L27-40_809428.indd 43

2/24/07 12:59:51 PM

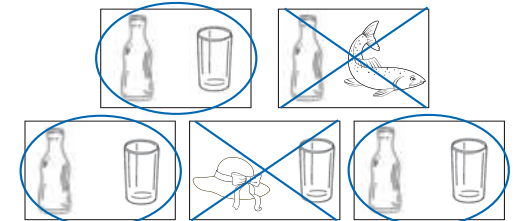
LESSON 39 • SIDE 1

Lesson 39 Name _____



Children color pictures.

Touch each picture. "What is it?" "Show me the line for the houses." Repeat for balls, shoes, windows.



"Touch a box you circled." "What's in the box?" "Touch another box you circled." "What's in that box?"


Side 2 _____

L27-40_809428.indd 44

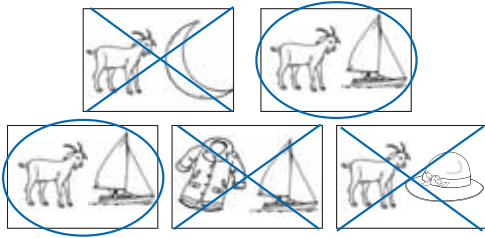
2/24/07 12:59:56 PM

LESSON 39 • SIDE 2

Lesson 40 Name _____



"Show me what you do first." "Show me what you do next."

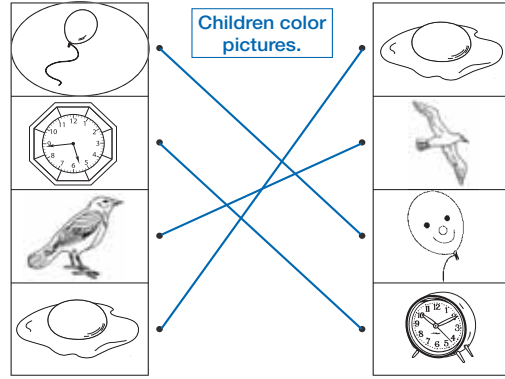


"Touch a box you circled." "What's in the box?" "Touch another box you circled." "What's in that box?"

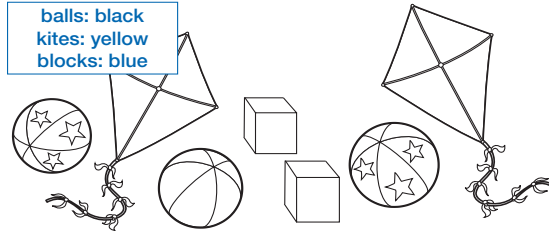
Side 1 _____

LESSON 40 • SIDE 1

Lesson 40 Name _____



Touch each picture. "What is it?" "Show me the line for the balloons." Repeat for clocks, birds, eggs.

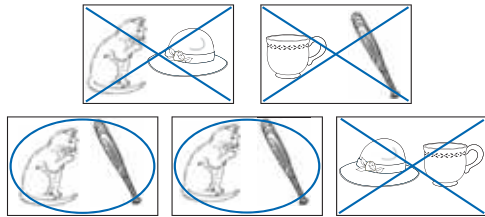


Touch each object in the picture. Ask, "What is it?" "What color is it?"

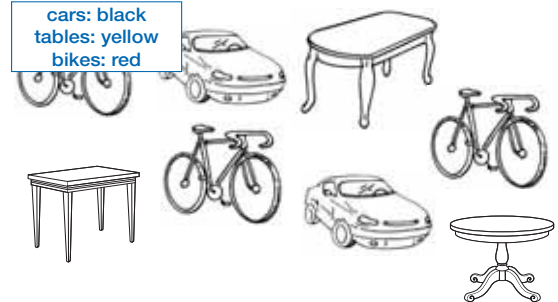
Side 2 _____

LESSON 40 • SIDE 2

Lesson 41 Name _____



"Touch a box you circled." "What's in the box?" "Touch another box you circled." "What's in that box?"



Touch each object in the picture. Ask, "What is it?" "What color is it?"

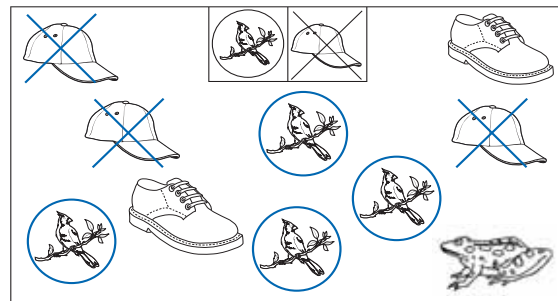
Side 1 _____

LESSON 41 • SIDE 1

Lesson 41 Name _____



"Show me what you do first." "Show me what you do next."



"Name the pictures you crossed out." "Name the pictures you circled."

Side 2 _____

LESSON 41 • SIDE 2

Lesson 42 Name _____

Children color the shoe.



"Show me the line you drew." Touch the picture. Ask, "What is it?"



"Show me what you do first." "Show me what you do next."

Side 1 _____

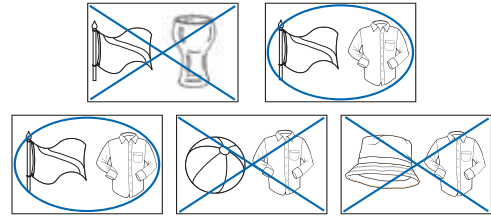
Copyright ©SRAMcGrave-Hill

L441-00_050426.indd 49

2/24/07 12:53:19 PM

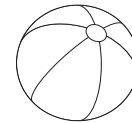
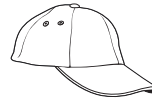
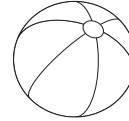
LESSON 42 • SIDE 1

Lesson 42 Name _____



"Touch a box you circled." "What's in the box?" "Touch another box you circled." "What's in that box?"

hats: yellow
glasses: blue
balls: black



Touch each object in the picture. Ask, "What is it?" "What color is it?"

Side 2 _____

Copyright ©SRAMcGrave-Hill

L441-00_050426.indd 50

Copyright ©SRAMcGrave-Hill

2/24/07 12:53:22 PM

LESSON 42 • SIDE 2

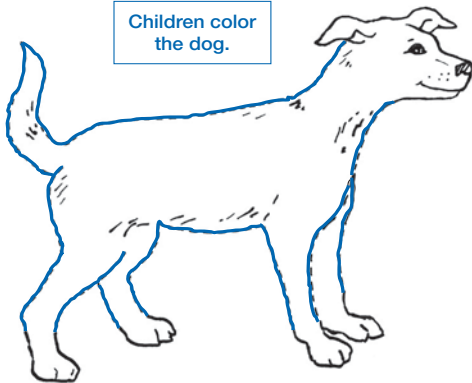
Lesson 43 Name _____



"Show me what you do first." "Show me what you do next."



Children color the dog.



"Show me the lines you drew." Touch the picture. Ask, "What is it?"

Side 1 _____

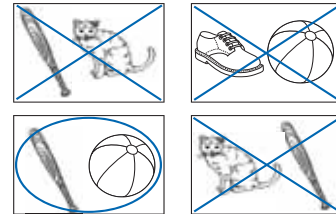
Copyright ©SRAMcGrave-Hill

L441-00_050426.indd 51

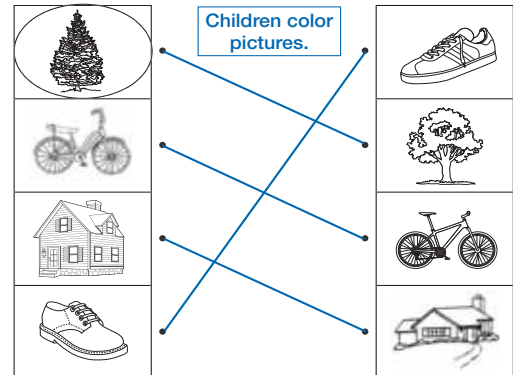
2/24/07 12:53:26 PM

LESSON 43 • SIDE 1

Lesson 43 Name _____



"Touch a box you circled." "What's in the box?"



Children color pictures.

Touch each picture. "What is it?" "Show me the line for the trees." Repeat for bikes, houses, shoes.

Side 2 _____

Copyright ©SRAMcGrave-Hill

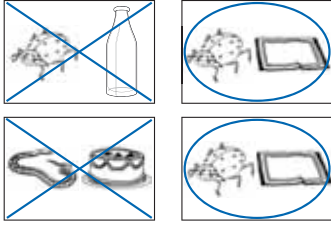
L441-00_050426.indd 52

Copyright ©SRAMcGrave-Hill

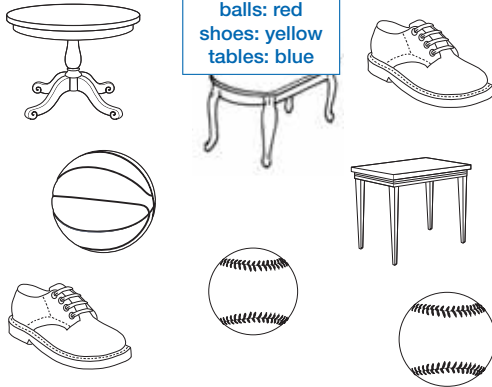
2/24/07 12:53:26 PM

LESSON 43 • SIDE 2

Lesson 44 Name _____



"Touch a box you circled." "What's in the box?" "Touch another box you circled." "What's in that box?"



Touch each object in the picture. Ask, "What is it?" "What color is it?"

Side 1 _____

LESSON 44 • SIDE 1

Lesson 44 Name _____



Children color the bottle.

"Show me the line you drew." Touch the picture. Ask, "What is it?"



"Show me what you do first." "Show me what you do next."

Side 2 _____

LESSON 44 • SIDE 2

Lesson 45 Name _____



"Show me what you do first." "Show me what you do next."



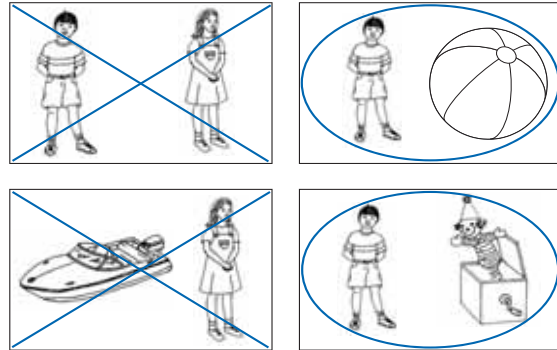
Children color the girl.

"Show me the lines you drew." Touch the picture. Ask, "What is it?"

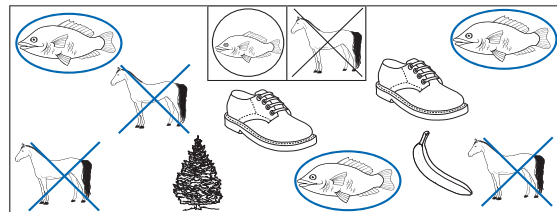
Side 1 _____

LESSON 45 • SIDE 1

Lesson 45 Name _____



"Touch a box you circled." "What's in the box?" "Touch another box you circled." "What's in that box?"



"Name the pictures you crossed out." "Name the pictures you circled."

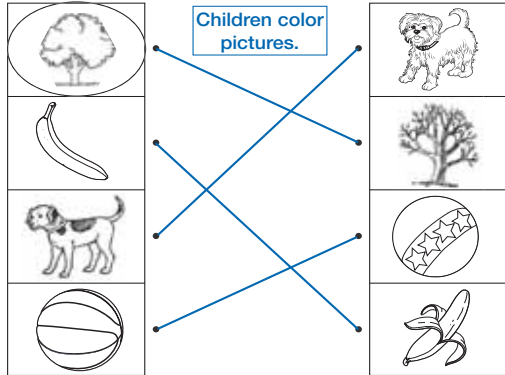
Side 2 _____

LESSON 45 • SIDE 2

Lesson 46 Name _____



"Show me what you do first." "Show me what you do next."



Copyright ©SRM McGraw-Hill

Touch each picture. "What is it?" "Show me the line for the trees." Repeat for bananas, dogs, balls.

Side 1 _____

L441-00_809428-1-001 07

2024/07 12:36:05 PM

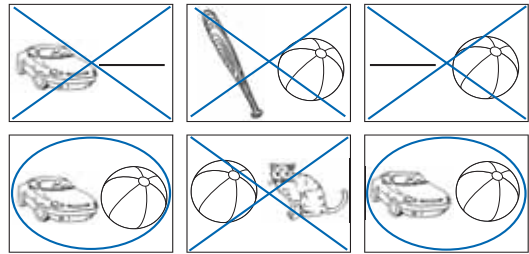
LESSON 46 • SIDE 1

Lesson 46 Name _____



Children color the boat.

"Show me the lines you drew." Touch the picture. Ask, "What is it?"



"Touch a box you circled." "What's in the box?" "Touch another box you circled." "What's in that box?"


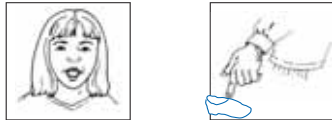
Side 2 _____

L441-00_809428-1-001 08

2024/07 12:36:11 PM


LESSON 46 • SIDE 2

Lesson 47 Name _____




"Show me what you do first." "Show me what you do next."

balls: orange
flowers: yellow
boxes: blue



Say, "Touch a box." "What color is it?" "Touch a ball." "What color is it?" "Touch a flower." "What color is it?"



Copyright ©SRM McGraw-Hill

"Show me the lines you drew." Touch the picture. Ask, "What is it?"

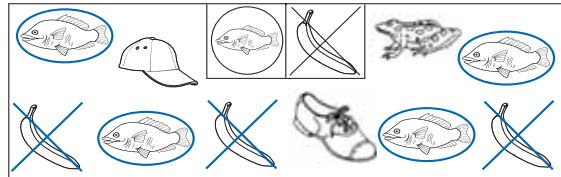
Side 1 _____

L441-00_809428-1-001 09

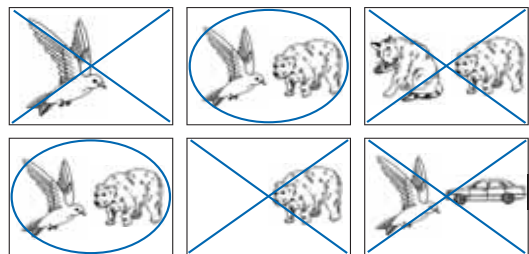
2024/07 12:36:16 PM

LESSON 47 • SIDE 1

Lesson 47 Name _____



"Name the pictures you crossed out." "Name the pictures you circled."



"Touch a box you circled." "What's in the box?" "Touch another box you circled." "What's in that box?"

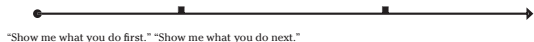
Side 2 _____

L441-00_809428-1-001 09

2024/07 12:36:23 PM

LESSON 47 • SIDE 2


Lesson 48 Name _____



balloons: orange
cats: yellow
kites: blue



Touch each object. "What is it?" "What color is it?"



Children color pictures.



Touch each picture. "What is it?" "Show me the line for the toothbrushes." Repeat for birds, pencils, hats.

Side 1

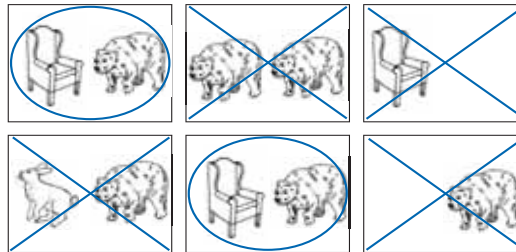
LESSON 48 • SIDE 1

Lesson 48 Name _____

Children color the boy.



"Show me the lines you drew." Touch the picture. Ask, "What is it?"



"Touch a box you circled." "What's in the box?" "Touch another box you circled." "What's in that box?"

Side 2

LESSON 48 • SIDE 2

Lesson 49 Name _____

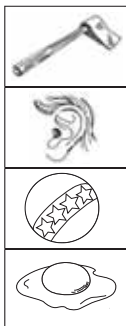
red

X blue

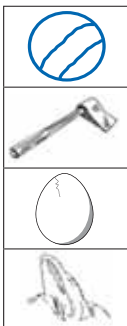
yellow



Ask, "What color is the first car?" "What color is the next car?" "What color is the last car?"

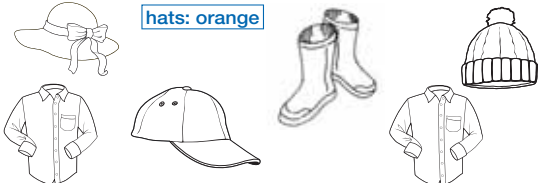


Children color all objects.



"Show me the ball you drew." Touch each picture. "What is it?" "Show me the line for the axes." Repeat for ears, balls, eggs.

hats: orange



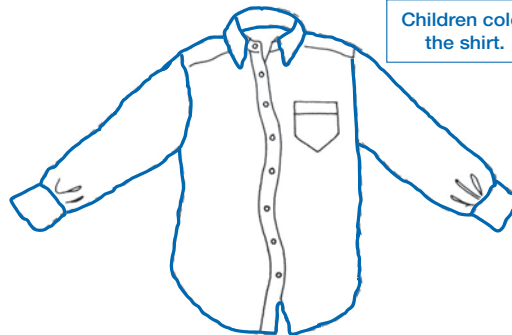
Say, "Show me a hat." "What color is it?" "Touch the cross-out mark at the top of the page."

Side 1

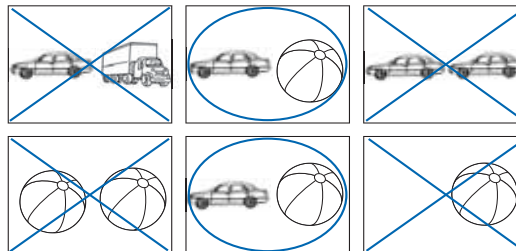
LESSON 49 • SIDE 1

Lesson 49 Name _____

Children color the shirt.



"Show me the lines you drew." Touch the picture. Ask, "What is it?"



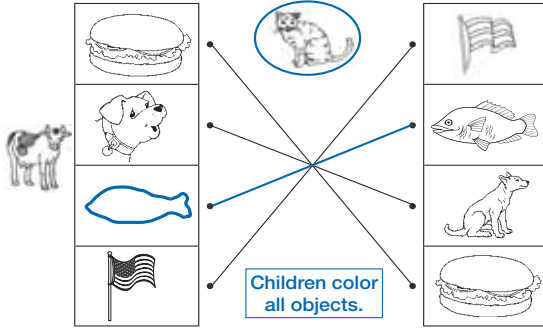
"Touch a box you circled." "What's in the box?" "Touch another box you circled." "What's in that box?"

Side 2

LESSON 49 • SIDE 2

Lesson 50

Name _____



"Show me the fish you drew." Touch each picture. "What is it?" "Show me the line for the hamburgers." Repeat for dogs, fish, flags.

bottles: orange
tables: yellow



"Show me a bottle." "What color is it?" "Show me a table." "What color is it?"
"Touch the cat at the top of the page." "Touch the pig that's not at the top of the page."

Side 1

Copyright ©SRM, McGraw-Hill


L50-50_809428.indd 05

2/24/07 12:05:18 PM

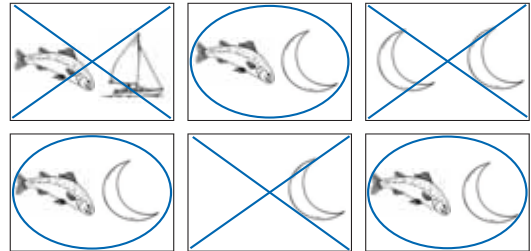
LESSON 50 • SIDE 1

Lesson 50


Name _____



"Show me the lines you drew." Touch the picture. Ask, "What is it?"



"Touch a box you circled." "What's in the box?" "Touch another box you circled." "What's in that box?"



Ask, "What color is the first bicycle?" "What color is the next bicycle?" "What color is the last bicycle?"
Side 2

Copyright ©SRM, McGraw-Hill

L50-50_809428.indd 05

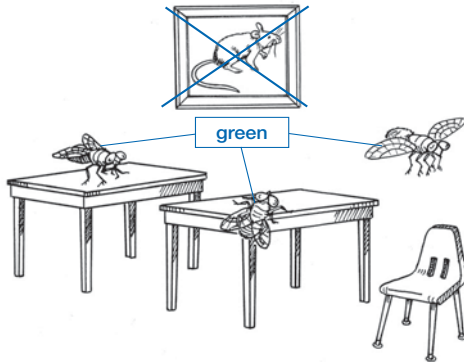
Copyright ©SRM, McGraw-Hill

2/24/07 12:05:28 PM

LESSON 50 • SIDE 2


Lesson 51

Name _____



"What did you cross out?" "What part of the page is it on?" Say, "Touch a fly." "What color is it?"

Children cut and
paste two pictures.
Order will vary.



"Show me what you do first." "Show me what you do next."



Side 1

Copyright ©SRM, McGraw-Hill

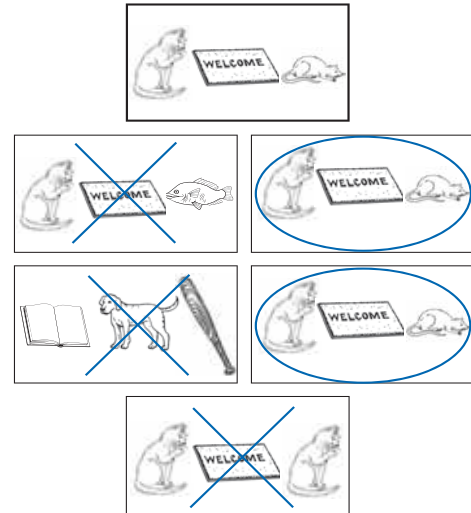
L51-51_809428.indd 01

2/24/07 12:08:11 PM

LESSON 51 • SIDE 1

Lesson 51

Name _____



"Touch a box you circled." "What's in the box?" "Touch a box you crossed out." "What's in the box?"

Side 2

Copyright ©SRM, McGraw-Hill

L51-51_809428.indd 02

Copyright ©SRM, McGraw-Hill

2/24/07 12:08:22 PM

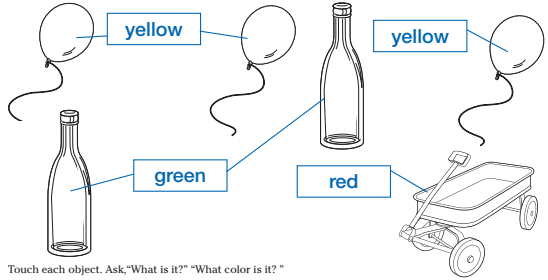
LESSON 51 • SIDE 2

Lesson 52

Name _____




"Touch the animal that's first in line." "Touch the animal that's next in line."



Touch each object. Ask, "What is it?" "What color is it?"

"Show me the lines you drew." Touch the picture. Ask, "What is it?"



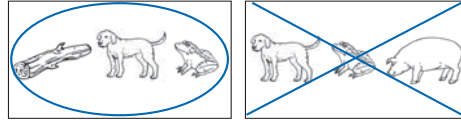
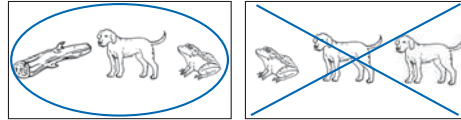

"Touch the mark at the top of the page." "Touch the mark at the bottom of the page."

Side 1

LESSON 52 • SIDE 1

Lesson 52

Name _____



"Touch a box you circled." "What's in the box?" "Touch a box you crossed out." "What's in the box?"

Side 2

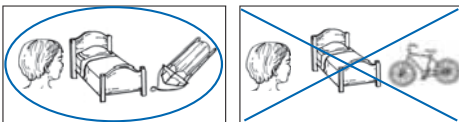
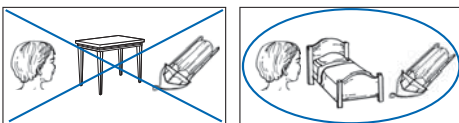
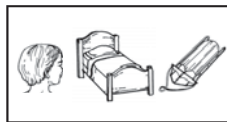
LESSON 52 • SIDE 2

Lesson 53

Name _____



"Touch the object that's first in line." "Touch the object that's next in line."
"Touch the balloon at the top of the page." "Touch the balloon at the bottom of the page."



"Touch a box you circled." "What's in the box?" "Touch a box you crossed out." "What's in the box?"

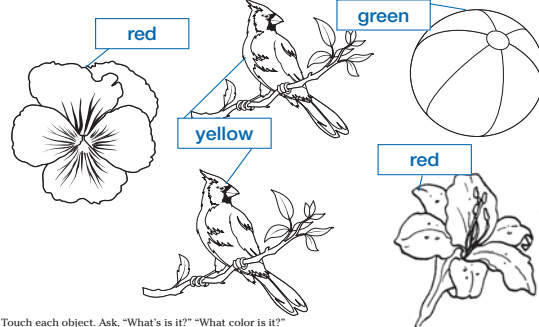


Side 1

LESSON 53 • SIDE 1

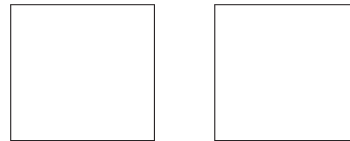
Lesson 53

Name _____



Touch each object. Ask, "What's is it?" "What color is it?"

Children cut and paste two pictures. Order will vary.



"Show me what you do first." "Show me what you do next."

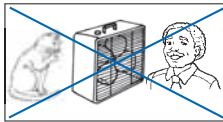
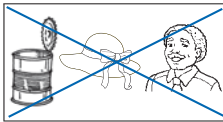
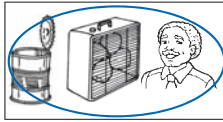
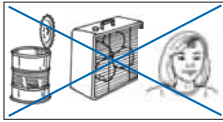



Side 2


LESSON 53 • SIDE 2

Lesson 54


Name _____



"Touch a box you circled." "What's in the box?" "Touch a box you crossed out." "What's in the box?"



yellow



red



green

Touch each object. Ask, "What is it?" "What color is it?"

Side 1

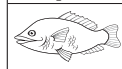
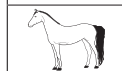
L451-P1_809429-0001 7

204607 12:59:41 PM

LESSON 54 • SIDE 1

Lesson 54

Name _____

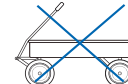


[Children draw a table.]

Children color the objects.



"What did you draw?" Touch each object. "What is it?" "Point to the objects that are the same."



"Touch the object you circled." "What is it?" "Is it first in line or next in line?" "Touch the object you crossed out." "What is it?" "Is it first in line or next in line?"



"Tell me what to do first." "Now show me." "Tell me what to do next." "Now show me."



Side 2

L451-P1_809429-0001 8

204607 12:59:47 PM

LESSON 54 • SIDE 2

Lesson 55

Name _____

blue



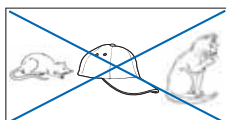
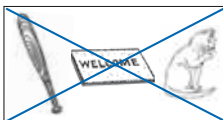
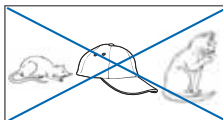

yellow



orange



Touch each object. Ask, "What is it?" "What color is it?" "Touch the picture at the top of the page." "What is it?" "Touch the picture at the bottom of the page." "What is it?"



"Touch a box you circled." "What's in the box?" "Touch a box you crossed out." "What's in the box?"

Side 1

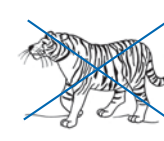
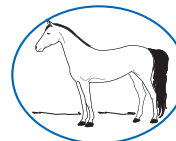
L451-P1_809429-0001 9

204607 12:59:50 PM


LESSON 55 • SIDE 1

Lesson 55

Name _____



"Touch an animal you circled." "What is it?" "Is it first in line or last in line?" "Touch the animal you crossed out." "What is it?" "Is it first in line or next in line?"



[Children draw a balloon.]

Children color the objects.



"Show me the balloon you drew." Touch each picture. "What is it?" "Point to the line for the wagons." Repeat for cars, hats, balloons.

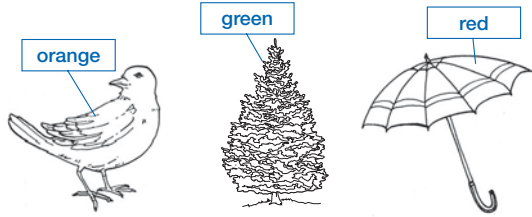
Side 2

L451-P1_809429-0001 10

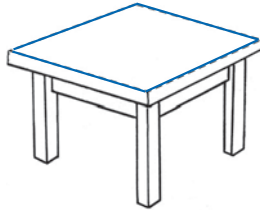
602077 11:03:32 AM

LESSON 55 • SIDE 2

Lesson 56 Name _____




Touch each object. Ask, "What is it?" "What color is it?"



Children color the table.

Touch the picture. "What is it?" "Show me the line you drew." "What part of the table did you draw?" "Tell me the parts of the table."

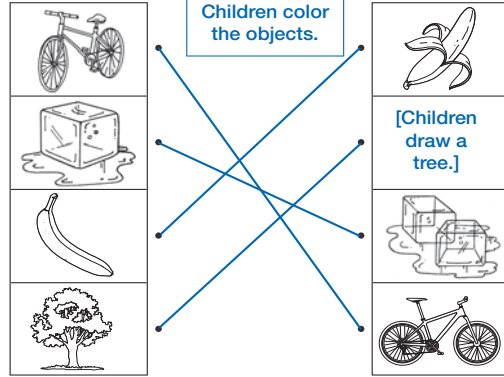


"Touch the hamburger." "Is it at the top or the bottom of the page?" "Touch the elephant." "Is it at the top or the bottom of the page?"

Side 1

LESSON 56 • SIDE 1


Lesson 56 Name _____



Children color the objects.

[Children draw a tree.]

"Show me the tree you drew." Touch each picture. "What is it?" "Show me the line for the bikes." Repeat for ice cubes, bananas, trees.

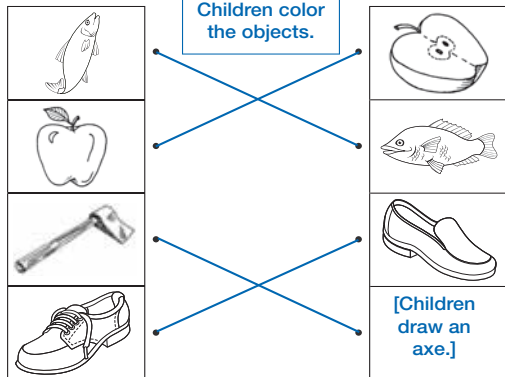


"Touch the object that is first in line." "What is it?" "Touch the object that is next in line." "What is it?" "Touch the object that is last in line." "What is it?"

Side 2

LESSON 56 • SIDE 2


Lesson 57 Name _____



Children color the objects.

[Children draw an axe.]

"Show me the ax you drew." Touch each picture. "What is it?" "Show me the line for the fish." Repeat for apples, axes, shoes.



"What color is the first bird in line?" "What color is the next bird in line?" "What color is the last bird in line?"

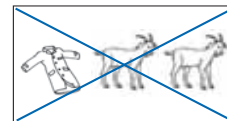
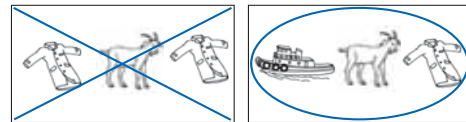


Side 1

LESSON 57 • SIDE 1

Lesson 57 Name _____



"Touch the window." "Is it at the top or the bottom of the page?" "Touch the car." "Is it at the top or the bottom of the page?"




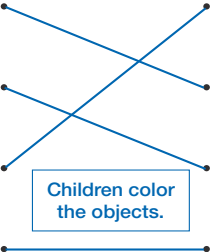


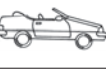



"Touch a box you circled." "What is in the box?" "Touch a box you crossed out." "What is in the box?"

Side 2

LESSON 57 • SIDE 2

Lesson 58




Name _____

| | | |
|-----------------------------------------------------------------------------------|----------------------------------------------------------------------------------------------------------------------|-----------------------------------------------------------------------------------|
|  |  <p>Children color the objects.</p> |  |
|  | |  |
|  | | [Children draw a pencil.] |
|  | |  |

"Show me the pencil you drew." Touch each picture. "What is it?" "Show me the line for the cars." Repeat for pencils, boys, tables.

yellow red blue

"What color is the first bird in line?" "What color is the next bird in line?" "What color is the last bird in line?"

| |
|-----------------------------------------------------------------------------------|
|  |
|  |
|  |

"What animal is at the top of the box?" "What animal is at the bottom?" "What animal is in the middle?"

Side 1

Copyright ©SRAMcGrave-Hill




L451-P2_B09429-0001 15



224657 1:00:33 PM




LESSON 58 • SIDE 1

Lesson 58




Name _____

| | | |
|-------------------------------------------------------------------------------------|-------------------------------------------------------------------------------------|-------------------------------------------------------------------------------------|
|  |  |  |
|-------------------------------------------------------------------------------------|-------------------------------------------------------------------------------------|-------------------------------------------------------------------------------------|

| | |
|------------------------------------------------------------------------------------|-------------------------------------------------------------------------------------|
|  |  |
|------------------------------------------------------------------------------------|-------------------------------------------------------------------------------------|




| | | |
|-------------------------------------------------------------------------------------|-------------------------------------------------------------------------------------|-------------------------------------------------------------------------------------|
|  |  |  |
|-------------------------------------------------------------------------------------|-------------------------------------------------------------------------------------|-------------------------------------------------------------------------------------|

| | | |
|------------------------------------------------------------------------------------|-------------------------------------------------------------------------------------|-------------------------------------------------------------------------------------|
|  |  |  |
|------------------------------------------------------------------------------------|-------------------------------------------------------------------------------------|-------------------------------------------------------------------------------------|

| | | |
|-------------------------------------------------------------------------------------|-------------------------------------------------------------------------------------|-------------------------------------------------------------------------------------|
|  |  |  |
|-------------------------------------------------------------------------------------|-------------------------------------------------------------------------------------|-------------------------------------------------------------------------------------|

| | | |
|-------------------------------------------------------------------------------------|-------------------------------------------------------------------------------------|-------------------------------------------------------------------------------------|
|  |  |  |
|-------------------------------------------------------------------------------------|-------------------------------------------------------------------------------------|-------------------------------------------------------------------------------------|

"Touch a box you circled." "What is in the box?" "Touch a box you crossed out." "What is in the box?"

| | | |
|-----------------------------------------------------------------------------------|-------------------------------------------------------------------------------------|-------------------------------------------------------------------------------------|
|  |  |  |
|-----------------------------------------------------------------------------------|-------------------------------------------------------------------------------------|-------------------------------------------------------------------------------------|

Touch each object. Ask, "What is it?" "What color is it?"

Side 2

Copyright ©SRAMcGrave-Hill


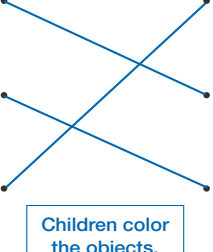


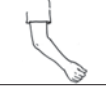
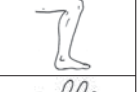


L451-P2_B09429-0001 16

224657 1:00:39 PM




LESSON 58 • SIDE 2





Lesson 59

Name _____

| | | |
|-------------------------------------------------------------------------------------|---------------------------------------------------------------------------------------------------------------------------------------------------|-------------------------------------------------------------------------------------|
|  |  <p>Children draw a head with nose, mouth, ears, and eyes.</p> |  |
|  | |  |
|  | | Children color the objects. |
|  | |  |

"Show me the head you drew." Touch each picture. "What is it?" "Show me the line for the heads." Repeat for arms, legs, hands.

| | | |
|-------------------------------------------------------------------------------------|-------------------------------------------------------------------------------------|-------------------------------------------------------------------------------------|
|  |  |  |
|-------------------------------------------------------------------------------------|-------------------------------------------------------------------------------------|-------------------------------------------------------------------------------------|

| | | | |
|-------------------------------------------------------------------------------------|-------------------------------------------------------------------------------------|-------------------------------------------------------------------------------------|-------------------------------------------------------------------------------------|
|  |  |  |  |
|-------------------------------------------------------------------------------------|-------------------------------------------------------------------------------------|-------------------------------------------------------------------------------------|-------------------------------------------------------------------------------------|

"Touch a box you circled." "What's in the box?" "Touch another box you didn't circle." "What did you draw?"

Side 1

Copyright ©SRAMcGrave-Hill




L451-P2_B09429-0001 17

224657 1:00:49 PM




LESSON 59 • SIDE 1

Lesson 59

Name _____

| | | |
|--------------------------------------------------------------------------------------|---------------------------------------------------------------------------------------|---------------------------------------------------------------------------------------|
|  |  |  |
|--------------------------------------------------------------------------------------|---------------------------------------------------------------------------------------|---------------------------------------------------------------------------------------|

"Touch the picture you circled." "What is it?" "Is it first in line or next in line?" "Touch the picture you crossed out." "What is it?" "Is it first in line or next in line?"

| |
|---------------------------------------------------------------------------------------|
|  |
|  |
|  |

"What animal is at the top of the box?" "What animal is at the bottom?" "What animal is in the middle?"

Side 2

Copyright ©SRAMcGrave-Hill

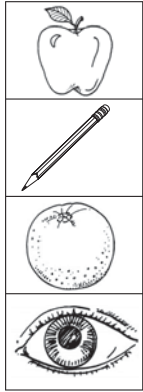
L451-P2_B09429-0001 18

224657 1:00:56 PM

LESSON 59 • SIDE 2


Lesson 60

Name _____

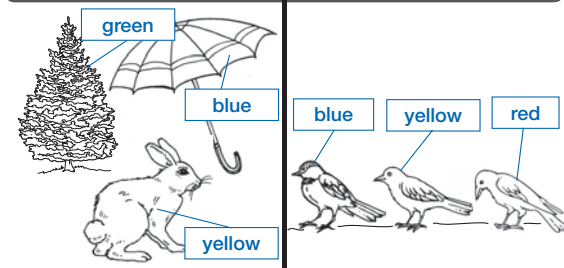


Children color the objects.

[Children draw a pencil with eraser, shaft, and point.]



"Show me the pencil you drew." "Tell me the parts of the pencil." Touch each picture. "What is it?" "Show me the line for the apples." Repeat for pencils, oranges, eyes.



Touch each object in the picture. Ask, "What is it?" "What color is it?" "What color is the first bird in line?" "What color is the next bird in line?" "What color is the last bird in line?"

Side 1

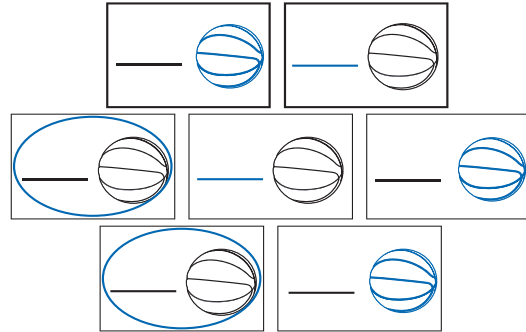
LESSON 60 • SIDE 1

Lesson 60

Name _____



"What animal is in the middle of the box?" "What animal is at the top of the box?" "What animal is at the bottom of the box?"




"Touch a box you circled." "What's in the box?" "Touch a box you didn't circle." "What did you draw?"

Side 2

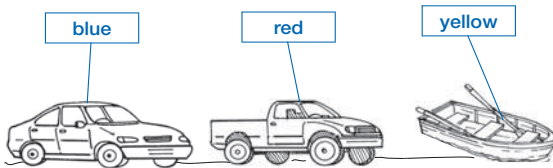
LESSON 60 • SIDE 2

Lesson 61

Name _____



"Touch a box you circled." "What's in the box?" "Touch a box you didn't circle." "What did you draw?" "Touch another box you didn't circle." "What did you draw?"



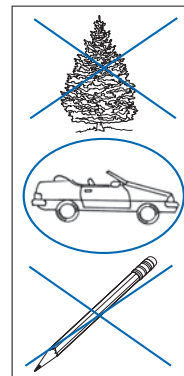
"What color is the first vehicle in line?" "What color is the next vehicle in line?" "What color is the last vehicle in line?"

Side 1

LESSON 61 • SIDE 1

Lesson 61

Name _____




"Is the pencil at the top, middle, or bottom of the box?" Repeat for tree and car.

Side 2


LESSON 61 • SIDE 2

Lesson 62

Name _____



"Is the bike at the top, middle, or bottom of the box?" Repeat for table and clock.



"Touch a box you circled." "What's in the box?" "Touch a box you didn't circle." "What did you draw?" "Touch another box you didn't circle." "What did you draw?"

Side 1

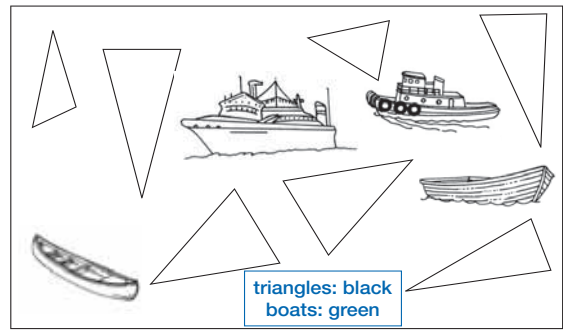
L651-P2_B09429-1408 23

224807 1:01:07 PM

LESSON 62 • SIDE 1

Lesson 62

Name _____



"Show me a triangle." "What color is it?" "Show me a boat." "What color is it?"

Children color all the objects.



"Point to the oars in the boat." "What color are they?" "Point to the oars in front of the boat." "What color are they?"

Side 2

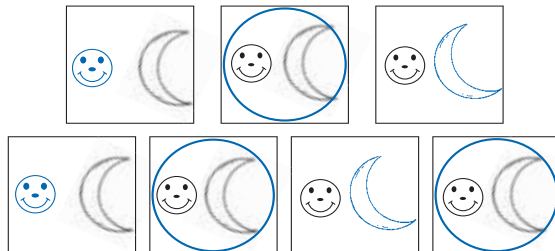
L651-P2_B09429-1408 24

224807 1:01:10 PM

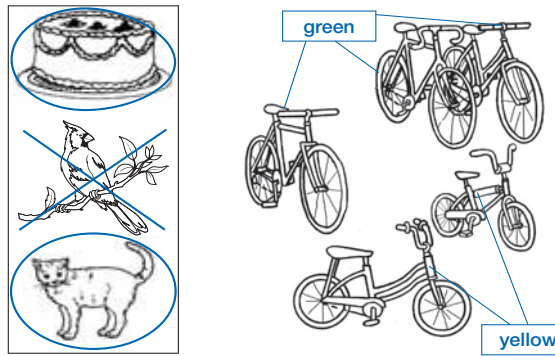
LESSON 62 • SIDE 2

Lesson 63

Name _____



"Touch a box you circled." "What's in the box?" "Touch a box you didn't circle." "What did you draw?" "Touch another box you didn't circle." "What did you draw?"



Say "Touch the bird." "Is it in the top, middle, or bottom of the box?" Repeat for cake and cat.

Side 1

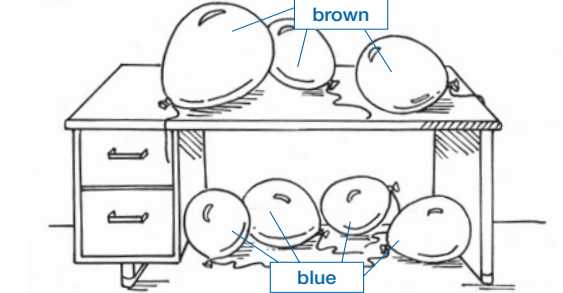
L651-P2_B09429-1408 25

224807 1:01:16 PM

LESSON 63 • SIDE 1

Lesson 63

Name _____



"Point to a balloon on the desk." "What color is it?" "Point to a balloon under the desk." "What color is it?"



"Show me a triangle." "What color is it?" "Show me a shirt." "What color is it?"

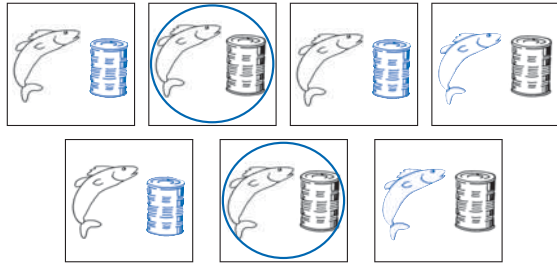
Side 2

L651-P2_B09429-1408 26

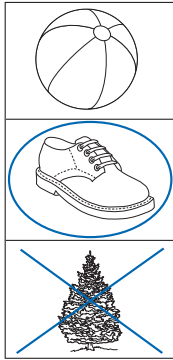
602007 11:26:47 AM

LESSON 63 • SIDE 2

Lesson 64 Name _____



"Touch a box you circled." "What's in the box?" "Touch a box you didn't circle." "What did you draw?" "Touch another box you didn't circle." "What did you draw?"

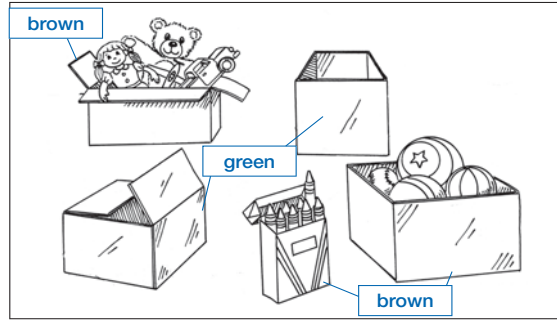


"Touch the ball." "Is it in the top, middle, or bottom of the box?" Repeat for shoe and tree.

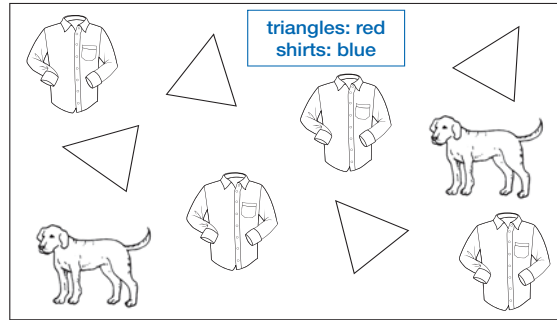
Side 1 _____

LESSON 64 • SIDE 1

Lesson 64 Name _____



"Find a box that is full." "What color is it?" "Find a box that is empty." "What color is it?"

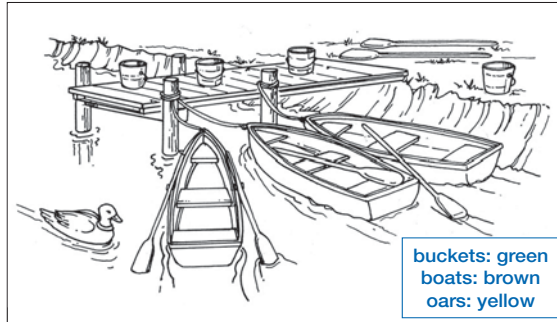


"Show me a triangle." "What color is it?" "Show me a shirt." "What color is it?"


Side 2 _____

LESSON 64 • SIDE 2

Lesson 65 Name _____



"Show me a bucket." "What color is it?" Repeat for boat and oar.

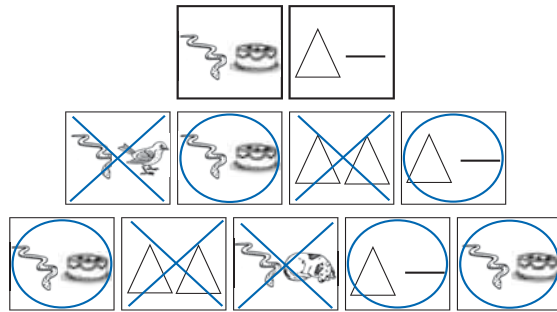


"Show me a big flag." "What color is it?" "Show me a small flag." "What color is it?"

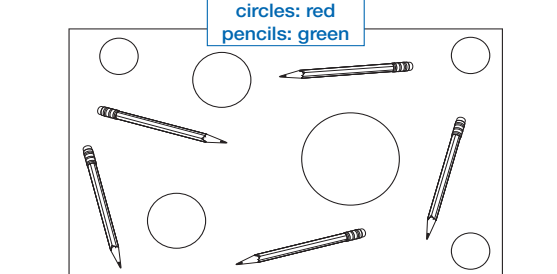
Side 1 _____

LESSON 65 • SIDE 1

Lesson 65 Name _____



"Touch a box you circled." "What's in the box?" "Touch another box you circled." "What's in the box?" "Touch a box you crossed out." "What's in the box?"



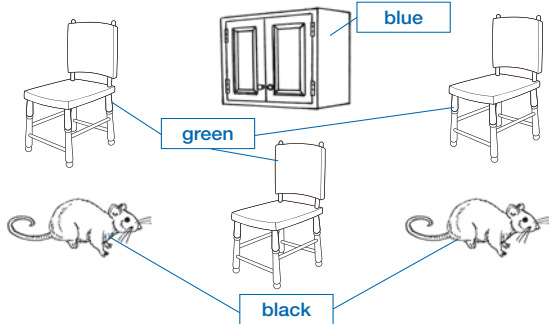
"Show me a circle." "What color is it?" "Show me a pencil." "What color is it?"

Side 2 _____


LESSON 65 • SIDE 2

Lesson 66

Name _____



"Show me a chair." "What color is it?" Repeat for mouse and cabinet.



"Show me a long log." "What color is it?" "Show me a short log." "What color is it?"

Side 1

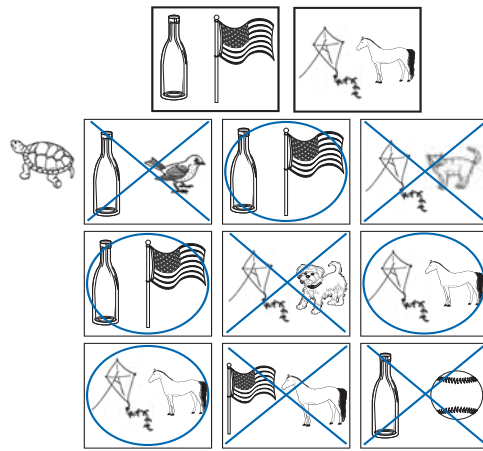
L451-P1_809429.indd 31

6/22/07 11:07:27 AM

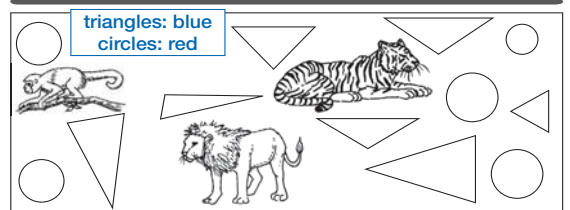
LESSON 66 • SIDE 1

Lesson 66

Name _____



"Touch a box you circled." "What's in the box?" "Touch another box you circled." "What's in the box?" "Touch a box you crossed out." "What's in the box?"



"Show me a triangle." "What color is it?" "Show me a circle." "What color is it?"

Side 2

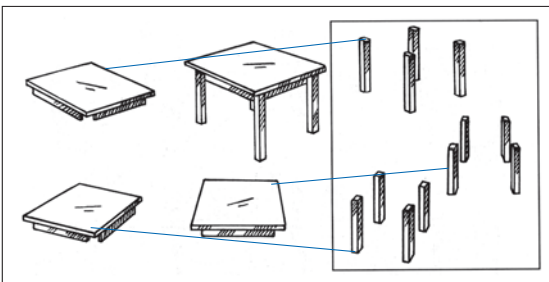
L451-P1_809429.indd 32

2/24/07 1:02:08 PM

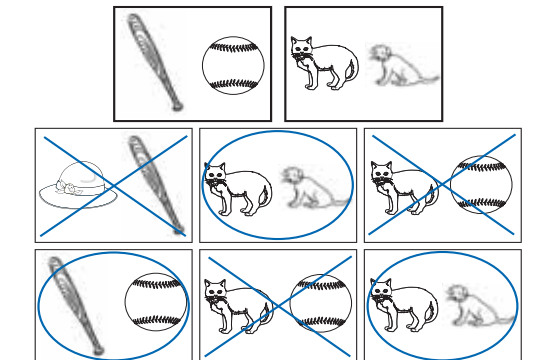
LESSON 66 • SIDE 2

Lesson 67

Name _____



Point to the table. "What is this?" "Name the parts of a table." "Show me the line from a tabletop to some legs."



"Touch a box you circled." "What's in the box?" "Touch another box you circled." "What's in the box?" "Touch a box you crossed out." "What's in the box?"

Side 1

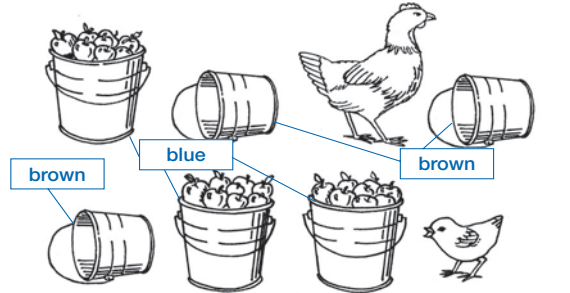
L451-P1_809429.indd 33

2/24/07 1:02:16 PM

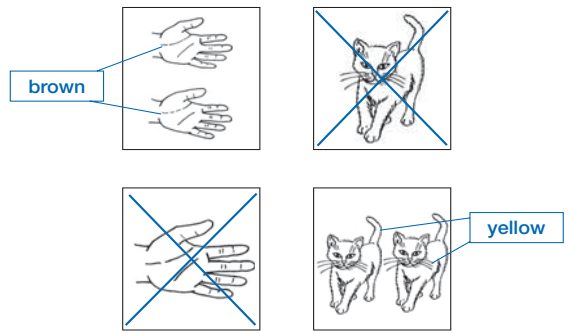
LESSON 67 • SIDE 1

Lesson 67

Name _____



"Show me a bucket that is full." "What color is it?" "Show me a bucket that is empty." "What color is it?"



"Touch the picture that shows hands." "Touch the picture that shows a hand." "Touch the picture that shows cats." "Touch the picture that shows a cat."

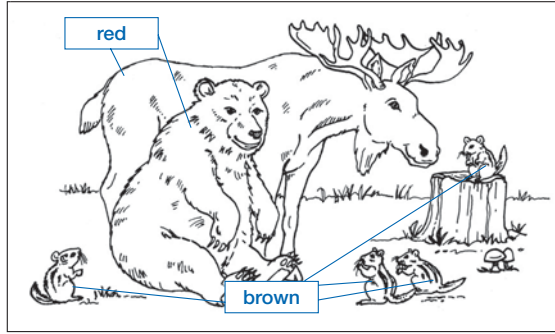
Side 2

L451-P1_809429.indd 34

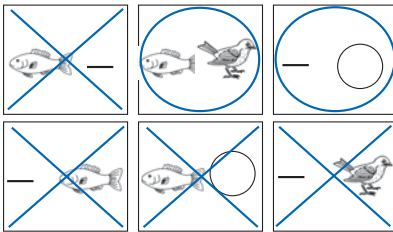
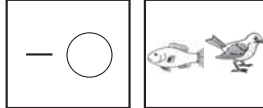
2/24/07 1:02:29 PM

LESSON 67 • SIDE 2

Lesson 68 Name _____



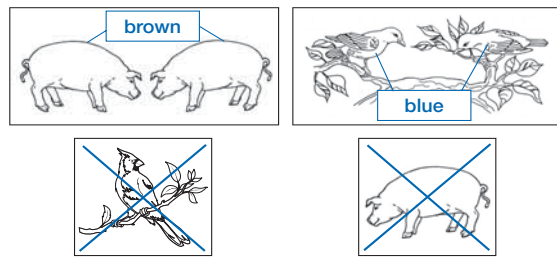
"Point to a big animal." "What color is it?" "Point to a small animal." "What color is it?"



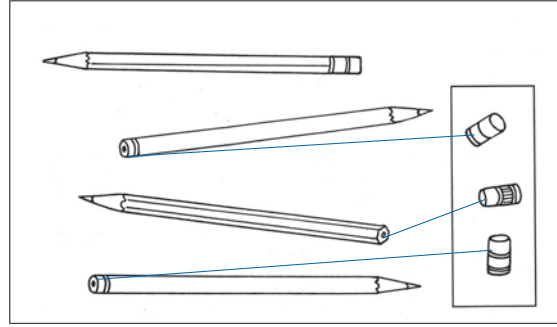
"Touch a box you circled." "What's in the box?" "Touch another box you circled." "What's in the box?" "Touch a box you crossed out." "What's in the box?"
Side 1

LESSON 68 • SIDE 1

Lesson 68 Name _____



"Show me a picture of pigs." "What color are they?" "Show me a picture of birds." "What color are they?"

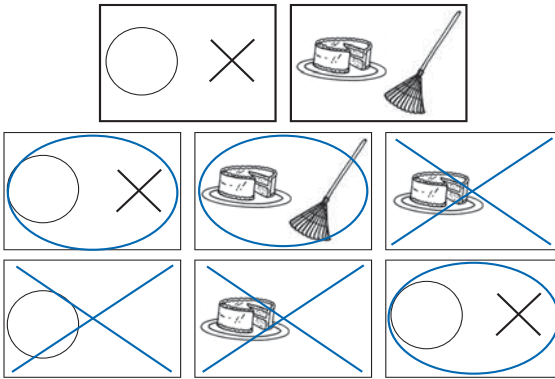


"Show me a pencil that has an eraser." "Show me the line from a pencil to an eraser."


Side 2

LESSON 68 • SIDE 2

Lesson 69 Name _____



"Touch a box you circled." "What's in the box?" "Touch another box you circled." "What's in the box?" "Touch a box you crossed out." "What's in the box?"

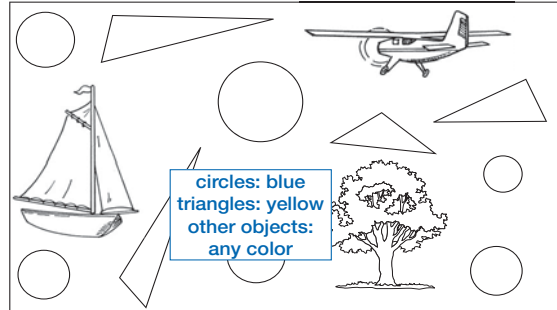


"Show me a picture of ears." "What color are they?" "Show me a picture of shoes." "What color are they?"

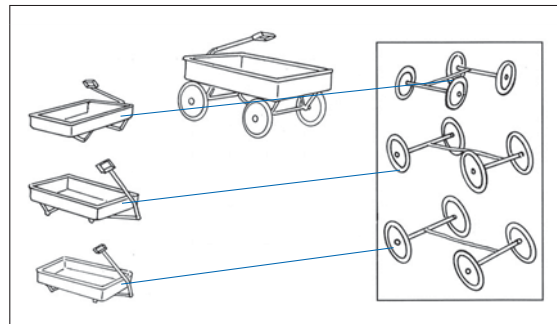
Side 1

LESSON 69 • SIDE 1

Lesson 69 Name _____



Point to a circle. "What is this?" "What color is it?" Point to a triangle. "What is this?" "What color is it?"



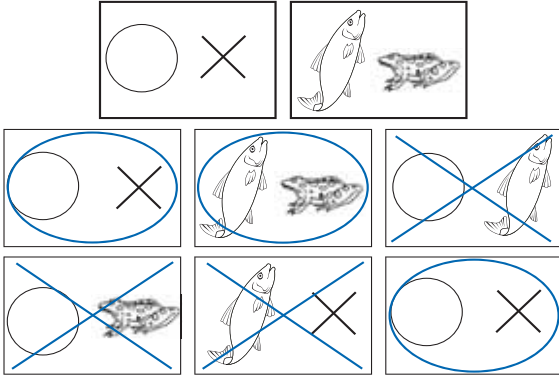
"Point to a big wagon." "Now point to a small wagon." "What part is missing?" "Show me the lines from a wagon to some wheels."

Side 2

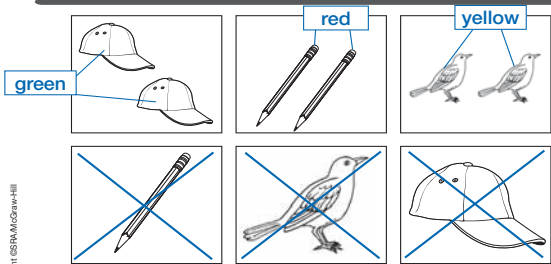
LESSON 69 • SIDE 2

Lesson 70

Name _____



"Touch a box you circled." "What's in the box?" "Touch another box you circled." "What's in the box?" "Touch a box you crossed out." "What's in the box?"



"Show me a picture of hats." "What color are they?" "Show me a picture of birds." "What color are they?" "Show me a picture of pencils." "What color are they?"

Side 1

L01-70_80429-000 39


22407 1:02:57 PM

LESSON 70 • SIDE 1


Lesson 70

Name _____

circles: green
triangles: yellow
other objects:
any color



Point to a circle. "What is this?" "What color is it?" Point to a triangle. "What is this?" "What color is it?"



"Show me a cat." "What color is it?" "Show me a box." "What color is it?" "Show me a squirrel." "What color is it?"

Side 2

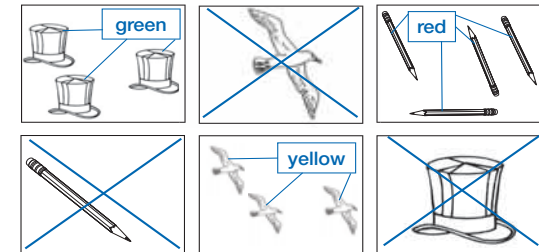
L01-70_80429-000 40

22407 1:03:02 PM

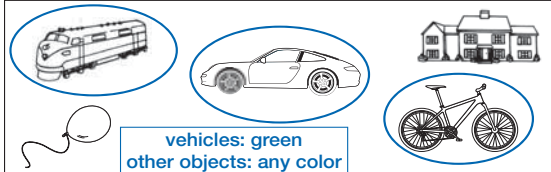
LESSON 70 • SIDE 2

Lesson 71

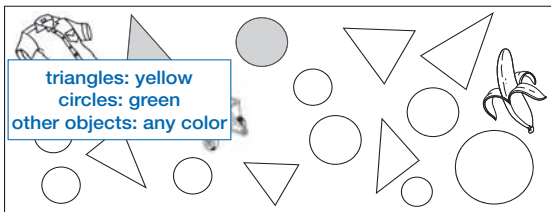
Name _____



"Show me a picture of hats." "What color are they?" "Show me a picture of birds." "What color are they?" "Show me a picture of pencils." "What color are they?"



Point to each object. "Is this a vehicle?" "What color is it?"



Point to a triangle. "What is this?" "What color is it?" Point to a circle. "What is this?" "What color is it?"


Side 1

Copyright © IRM McGraw-Hill

LESSON 71 • SIDE 1


Lesson 71

Name _____



"Touch a box you circled." "What's in the box?" "Touch another box you circled." "What's in the box?" "Touch a box you crossed out." "What's in the box?"

cats: brown
tree: green
birds: blue



"Show me a cat." "What color is it?" "Show me a tree." "What color is it?" "Show me a bird." "What color is it?"

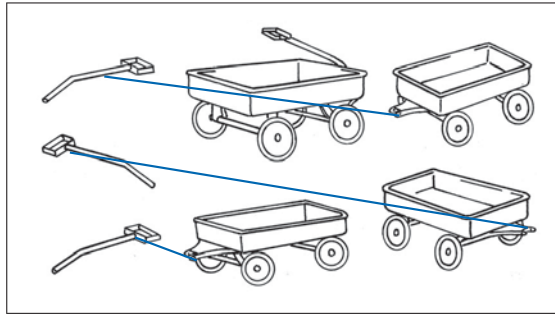
Side 2

L01-70_80429-000 2

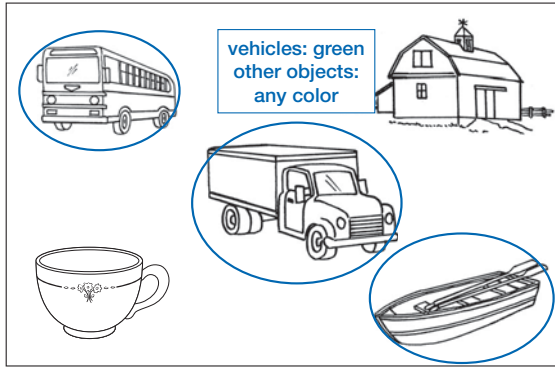
22407 1:04:24 PM

LESSON 71 • SIDE 2

Lesson 72 Name _____



Point to the whole wagon. "What is this?" "Name the parts of the wagon."



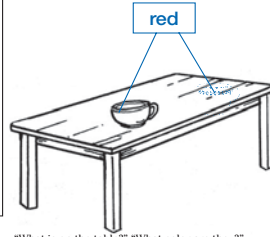
Point to each object. "Is this a vehicle?" "What color is it?"
Side 1

LESSON 72 • SIDE 1

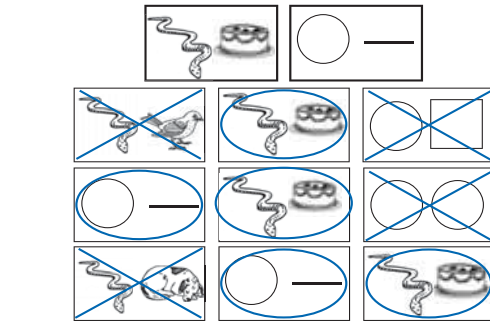
Lesson 72 Name _____



triangles: yellow
circles: black
other objects: any color



Point to a triangle. "What is this?" "What color is it?"
Point to a circle. "What is this?" "What color is it?" "What is on the table?" "What color are they?"



"Touch a box you circled." "What's in the box?" "Touch another box you circled." "What's in the box?" "Touch a box you crossed out." "What's in the box?"
Side 2

L171-05_00429-0001 4

Copyright ©SBRA/McGraw-Hill

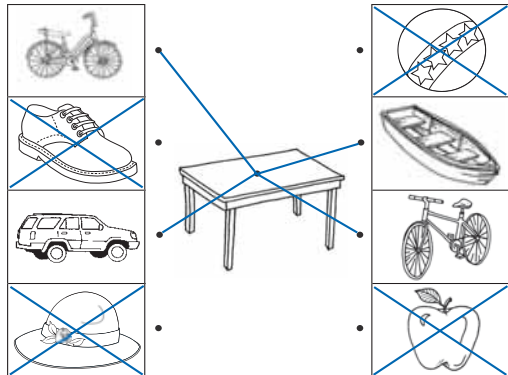
22467 1:04:52 PM

LESSON 72 • SIDE 2

Lesson 73 Name _____



"What is on the rug?" "What color are they?"



"Touch a vehicle." "Show me where it goes." "Touch an object that is not a vehicle."


Side 1

L171-05_00429-0001 5


22467 1:04:26 PM

LESSON 73 • SIDE 1

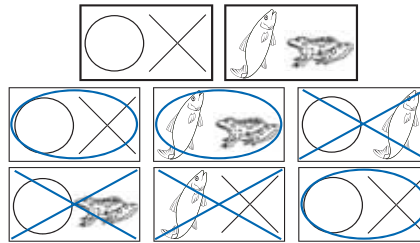
Lesson 73 Name _____



"Show me a girl who is not big." "What did you draw on the girl?" "Now show me a girl who is big."



"Point to an alligator that is long." "Where is it?" "Point to an alligator that is not long."



"Touch a box you circled." "What's in the box?" "Touch another box you circled." "What's in the box?" "Touch a box you crossed out." "What's in the box?"

Side 2


L171-05_00429-0001 6

Copyright ©SBRA/McGraw-Hill

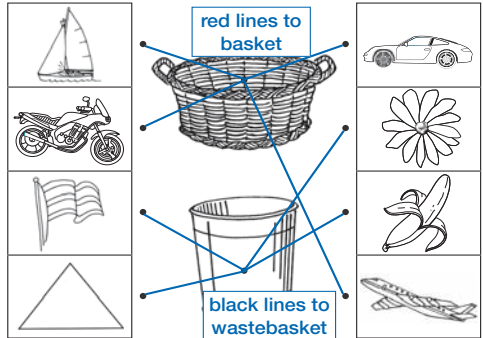
62207 11:51:44 AM

LESSON 73 • SIDE 2

Lesson 74 Name _____



"Touch a box you circled." "What's in the box?" "Touch another box you circled." "What's in the box?" "Touch a box you crossed out." "What's in the box?"



"Touch a vehicle." "Show me where it goes." "Touch an object that is not a vehicle." "Show me where it goes." **Side 1**


Copyright ©SRM McGraw-Hill

L171-05_00429-1001 7

22407 1:00:21 PM


LESSON 74 • SIDE 1

Lesson 74 Name _____



Children add water drops.

"Show me a girl who is wet." "What did you draw on the girl?" "Show me a girl who is not wet."



triangles: blue
circles: orange
other objects:
any color

Point to a triangle. "What is this?" "What color is it?" Point to a circle. "What is this?" "What color is it?"

Side 2

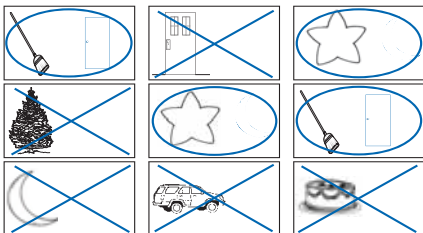
Copyright ©SRM McGraw-Hill

L171-05_00429-1001 8

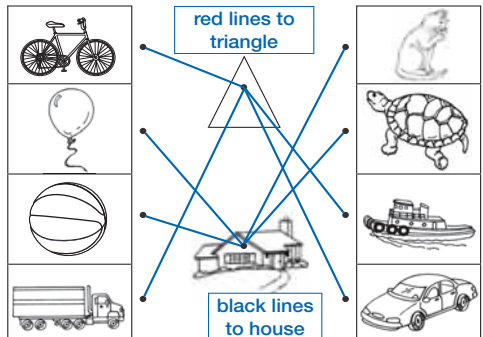
22407 1:00:31 PM

LESSON 74 • SIDE 2

Lesson 75 Name _____



"Touch a box you circled." "What's in the box?" "Touch another box you circled." "What's in the box?" "Touch a box you crossed out." "What's in the box?"



"Touch a vehicle." "Show me where it goes." "Touch an object that is not a vehicle." "Show me where it goes." **Side 1**

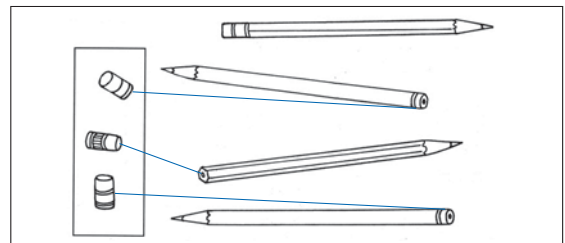
Copyright ©SRM McGraw-Hill

L171-05_00429-1001 9


22407 1:00:41 PM

LESSON 75 • SIDE 1

Lesson 75 Name _____



Point to the whole pencil. "What is this?" "Name the parts of the pencil."



short snakes: green

"Show me a snake that is not long." "What color is it?" "Now show me a snake that is long."



Children add water drops.

"Show me a dog that is wet." "What did you draw on the dog?" "Now show me a dog that is not wet."

Side 2


Copyright ©SRM McGraw-Hill

L171-05_00429-1001 10

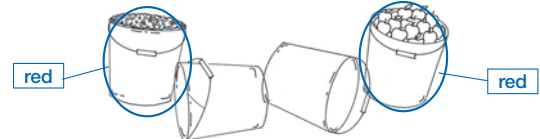
22407 1:00:54 PM

LESSON 75 • SIDE 2

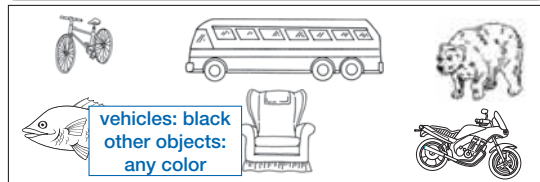
Lesson 76 Name _____



"Touch a box you circled." "What's in the box?" "Touch another box you circled." "What's in the box?" "Touch a box you crossed out." "What's in the box?"



"Show me a bucket that is not empty." "What color is it?" "Now show me a bucket that is empty."

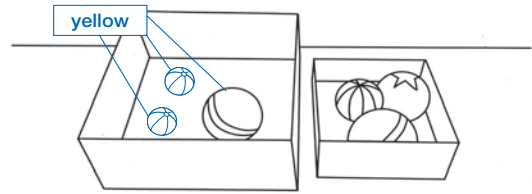


"Point to something that's black." "What is it?" "Is it a vehicle?"

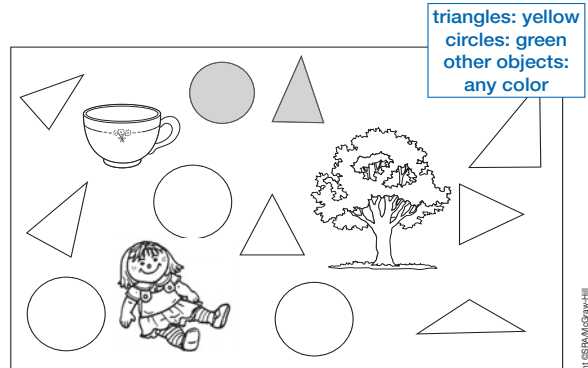
Side 1

LESSON 76 • SIDE 1

Lesson 76 Name _____



"What is in the big box?" "What color are they?" "What is in the small box?"

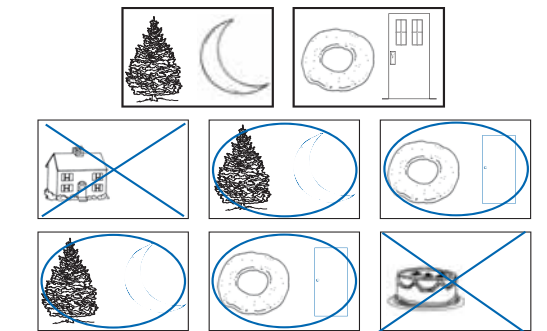


Point to a triangle. "What is this?" "What color is it?" Point to a circle. "What is this?" "What color is it?"

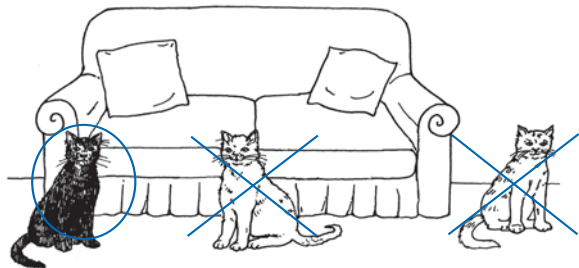
Side 2

LESSON 76 • SIDE 2

Lesson 77 Name _____



"Touch a box you circled." "What's in the box?" "Touch another box you circled." "What's in the box?" "Touch a box you crossed out." "What's in the box?"

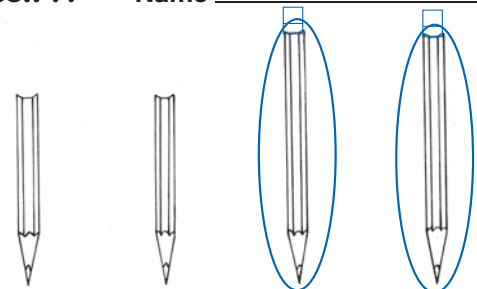


"Show me a black cat." "What is it doing?"

Side 1

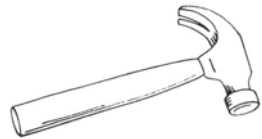
LESSON 77 • SIDE 1

Lesson 77 Name _____



"Show me a pencil that is not short." "What did you draw on the pencil?" "Now show me a pencil that is short."

Children draw two or more blue nails

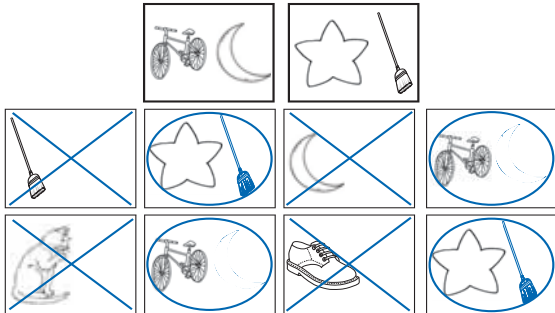


"Show me the big hammer." "What did you draw next to it?" "What color are they?"


Side 2

LESSON 77 • SIDE 2


Lesson 78 Name _____



"Touch a box you circled." "What's in the box?" "Touch another box you circled." "What's in the box?" "Touch a box you crossed out." "What's in the box?"



"Show me a bird that is not wet." "Now show me a bird that is wet."



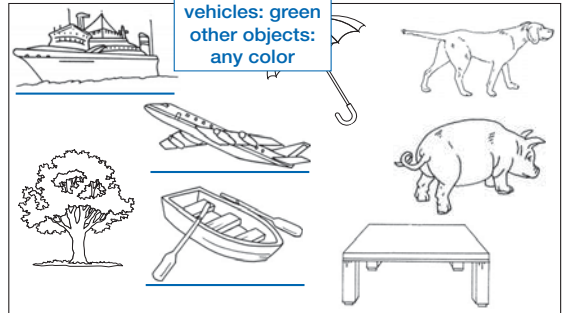
Side 1

L171-05_00429.indd 15

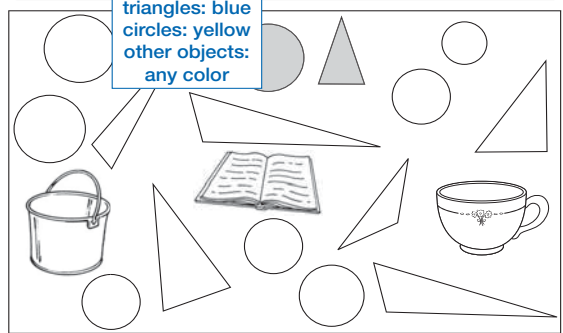
22/03/07 1:06:41 PM

LESSON 78 • SIDE 1

Lesson 78 Name _____



Point to an object that is green. "Is this a vehicle?" "What is it called?" Repeat for another green object.



Point to a circle. "What is this?" "What color is it?" Point to a triangle. "What is this?" "What color is it?"

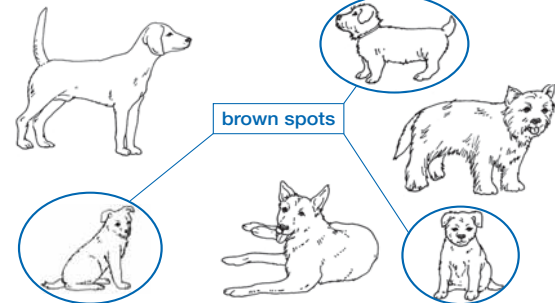
Side 2

L171-05_00429.indd 16

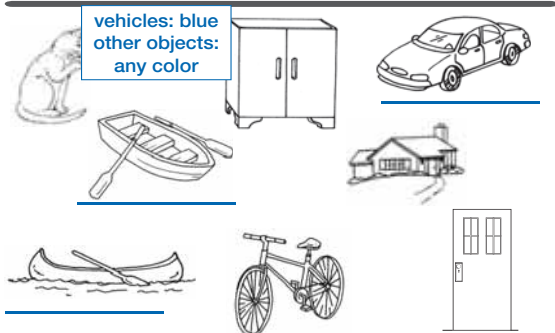
22/03/07 1:06:51 PM

LESSON 78 • SIDE 2

Lesson 79 Name _____



"Show me a dog that is not big." "What did you draw on it?" "Show me another dog that is not big." "What did you draw on it?" "Now show me a dog that is big."



Point to an object that is blue. "Is this a vehicle?" "What is it called?" Repeat for another blue object.

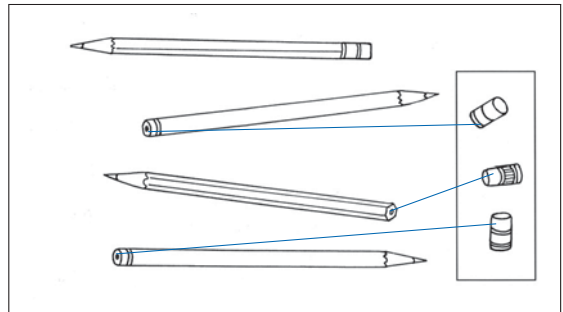
Side 1

L171-05_00429.indd 17

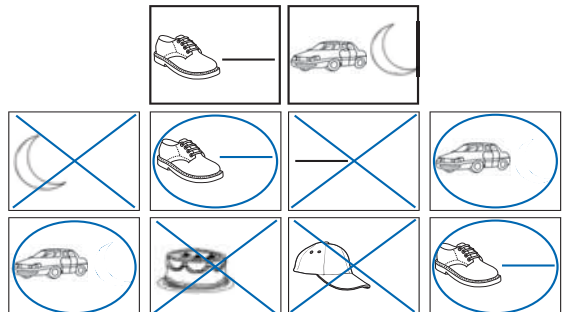
02/07/07 11:03:15 AM

LESSON 79 • SIDE 1

Lesson 79 Name _____



"Show me the line from a pencil to an eraser." "Name the parts of the pencil."



"Touch a box you circled." "What's in the box?" "Touch another box you circled." "What's in the box?" "Touch a box you crossed out." "What's in the box?"

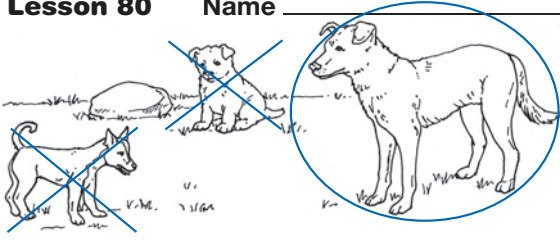
Side 2

L171-05_00429.indd 18


22/03/07 1:07:12 PM

LESSON 79 • SIDE 2

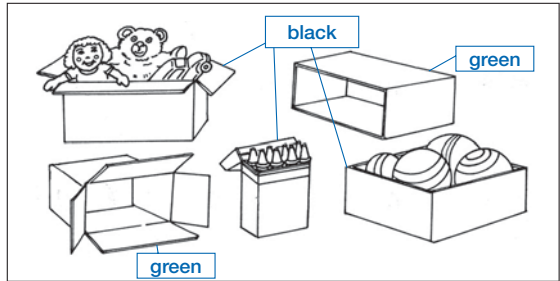
Lesson 80 Name _____



Children draw two or more red ants in back of the big turtle.



"Show me the big turtle." "What did you draw in back of the big turtle?" "What color are they?"

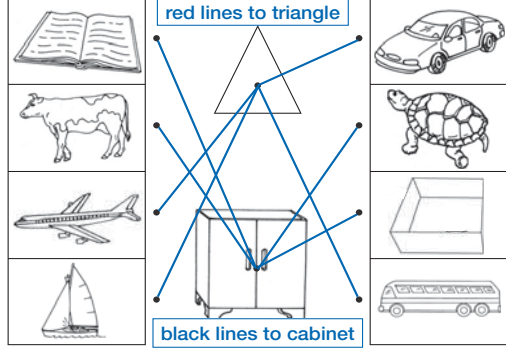


"Point to a box that is full." "What color is it?" "Point to a box that is empty." "What color is it?"

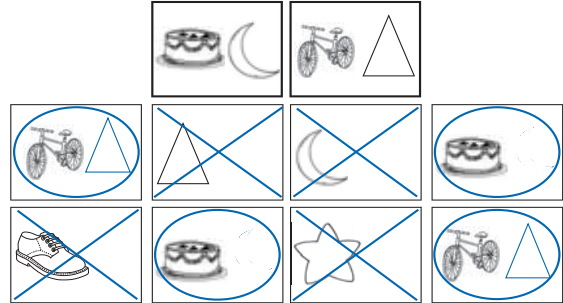
Side 1

LESSON 80 • SIDE 1

Lesson 80 Name _____



"Touch a vehicle." "Tell me where it goes." "Touch an object that is not a vehicle." "Tell me where it goes."

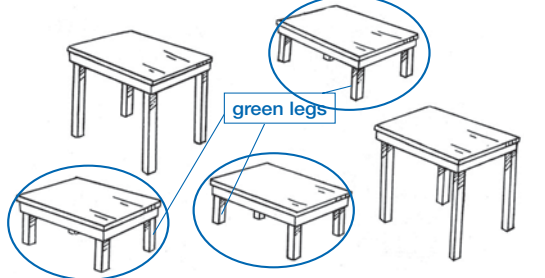


"Touch a box you circled." "What's in the box?" "Touch another box you circled." "What's in the box?" "Touch a box you crossed out." "What's in the box?"

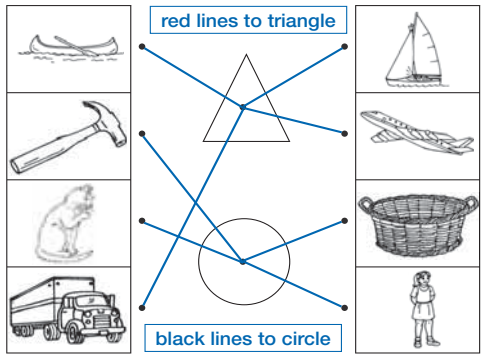
Side 2

LESSON 80 • SIDE 2

Lesson 81 Name _____



"Show me a table that is not tall." "What color are the legs?" "Show me another table that is not tall." "What color are its legs?"




"Touch a vehicle." "Tell me where it goes." "Touch an object that is not a vehicle." "Tell me where it goes."

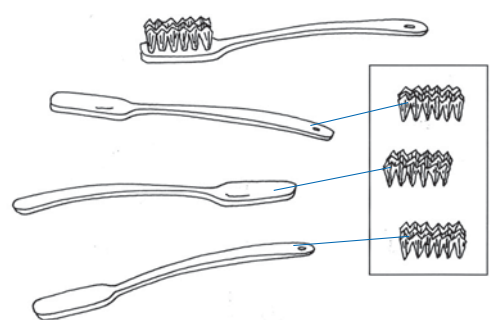
Side 1

LESSON 81 • SIDE 1

Lesson 81 Name _____



"Find the cup that is empty." "What did you draw next to it?" "What color are they?"

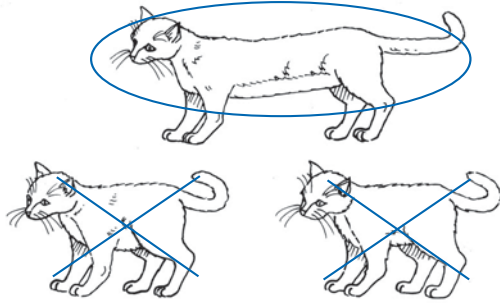


Point to the whole toothbrush. "What is this?" "Tell me the parts of the toothbrush." "Point to a toothbrush handle. "What is this?" "What is missing?"

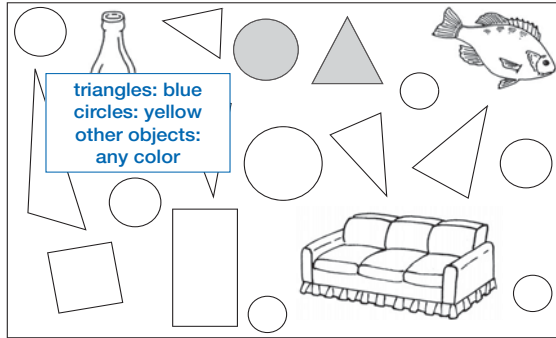
Side 2

LESSON 81 • SIDE 2

Lesson 82 Name _____



"Show me a cat that is long." "Show me a cat that is not long."



Point to a circle. "What is this?" "What color is it?" Point to a triangle. "What is this?" "What color is it?"


Side 1

L171-05_00429.indd 23

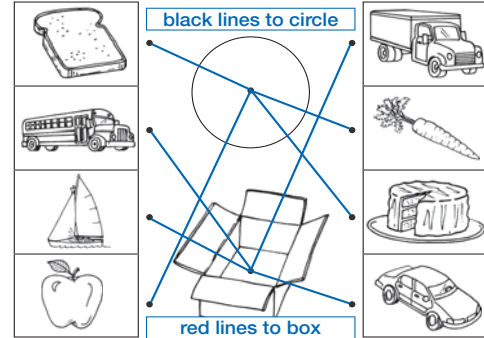
22/03/17 1:07:58 PM

LESSON 82 • SIDE 1

Lesson 82 Name _____



"Touch a box you circled." "What's in the box?" "Touch another box you circled." "What's in the box?" "Touch a box you crossed out." "What's in the box?"



"Where do the vehicles go?" "Show me the lines." "Where does the food go?" "Show me the lines."

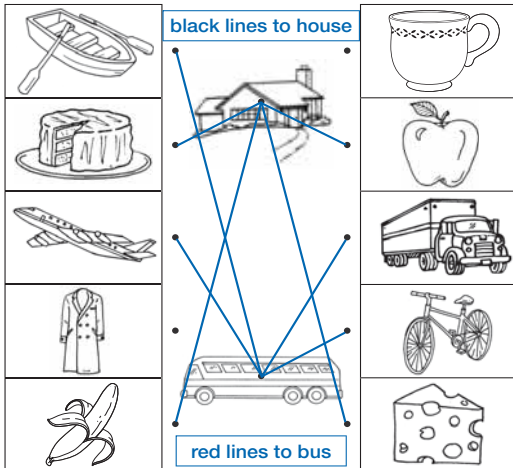
Side 2

L171-05_00429.indd 24


22/03/17 1:08:09 PM

LESSON 82 • SIDE 2

Lesson 83 Name _____



"Where do the vehicles go?" "Show me the lines." "Where does the food go?" "Show me the lines."



"Show me the bird that is dry." "What is in front of it?" "Show me the bird that is wet." "What did you draw in front of it?" "What color are they?"

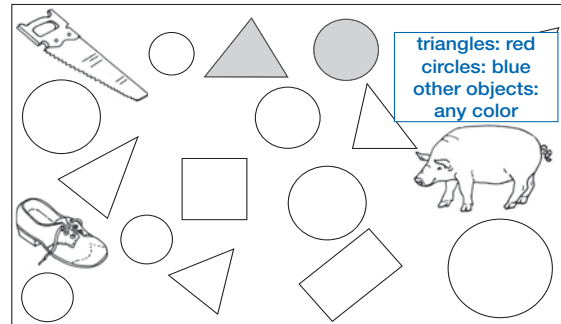
Side 1

L171-05_00429.indd 25

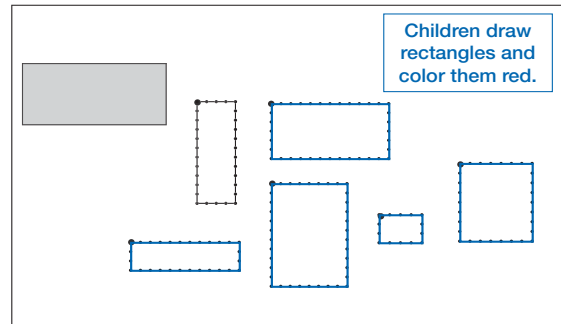
22/03/17 1:08:27 PM

LESSON 83 • SIDE 1

Lesson 83 Name _____



Point to a circle. "What is this?" "What color is it?" Point to a triangle. "What is this?" "What color is it?"



Point to the shaded rectangle. "What is this?" Point to a red rectangle. "What did you draw?" "What color is it?"

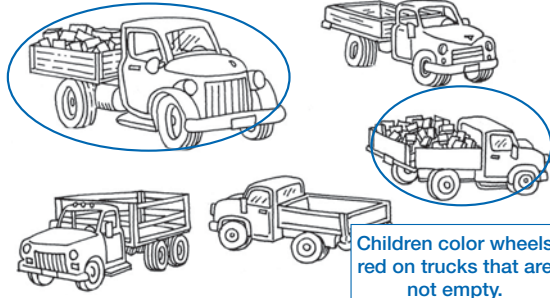
Side 2

L171-05_00429.indd 26

22/03/17 1:08:40 PM

LESSON 83 • SIDE 2

Lesson 84 Name _____



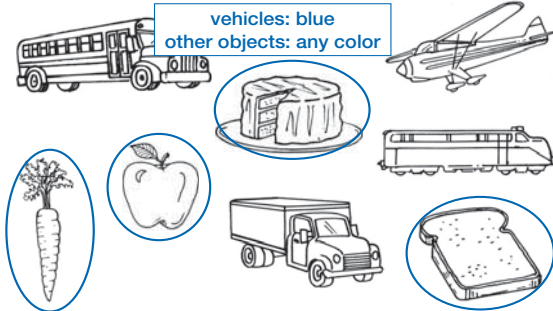
"Show me a truck that is not empty." "What color are the wheels?" "Show me another truck that is not empty." "What color are its wheels?"




"Show me the tree that is short." "Now show me the tree that is tall." "What did you draw on it?" "What color are they?"
Side 1

LESSON 84 • SIDE 1

Lesson 84 Name _____



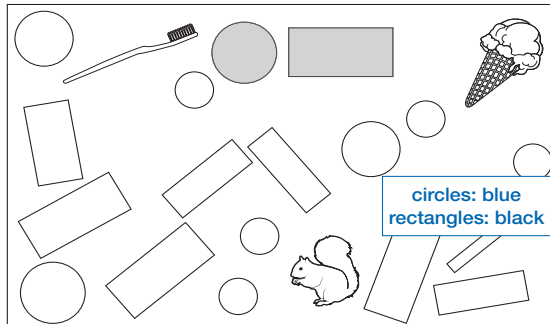
"Point to an object that is food." "Point to another one." "Now point to an object that is a vehicle." "Point to another one."



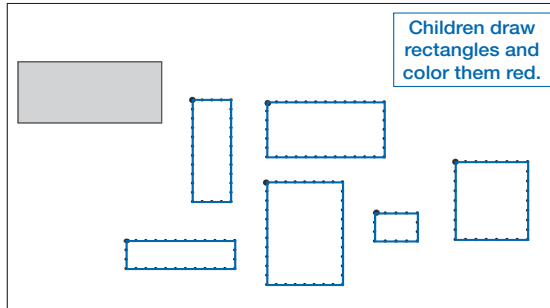
Side 2

LESSON 84 • SIDE 2

Lesson 85 Name _____




Point to a circle. "What is this?" "What color is it?" Point to a rectangle. "What is this?" "What color is it?"




Point to the shaded rectangle. "What is this?" Point to a red rectangle. "What shape did you draw?" "What color is it?"
Side 1

LESSON 85 • SIDE 1

Lesson 85 Name _____



"Show me a duck that is big." "Show me a duck that is not big."



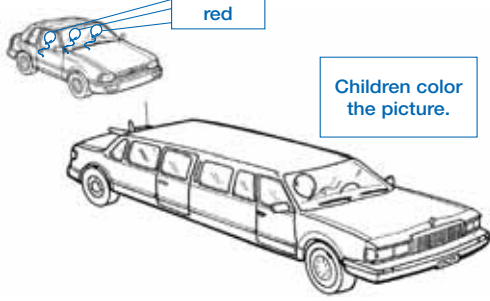
"Touch a box you circled." "What's in the box?" "Touch another box you circled." "What's in the box?" "Touch a box you crossed out." "What's in the box?"

Side 2

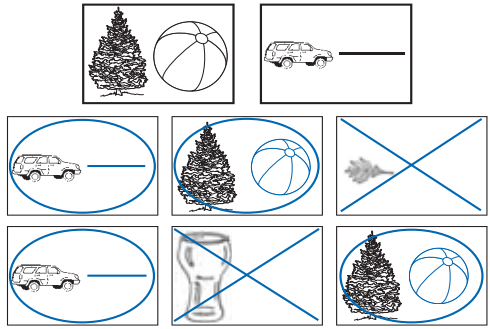
LESSON 85 • SIDE 2

Lesson 86

Name _____



"What is in the big car?" "What did you draw in the small car?" "What color are they?"



"Touch a box you circled." "What's in the box?" "What did you draw?" "Touch another box you circled." "What's in the box?" "What did you draw?"

Side 1

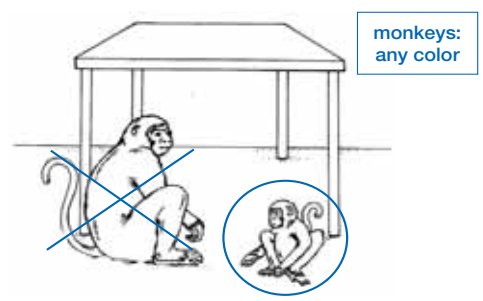
LFL WB C 086-100.000 1

2/19/07 7:20:39 PM

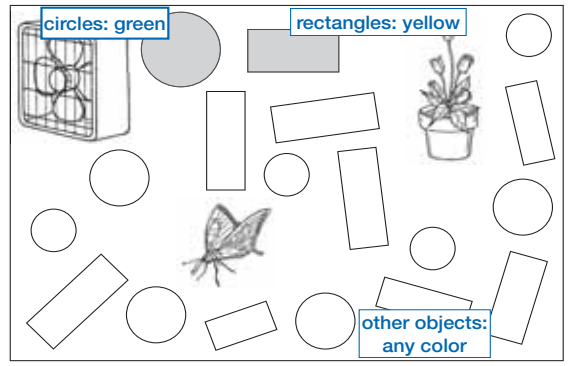
LESSON 86 • SIDE 1

Lesson 86

Name _____



"Show me the monkey that is big." "Show me the monkey that is small."



Point to a circle. "What is this?" "What color is it?" Point to a rectangle. "What is this?" "What color is it?"

Side 2


LFL WB C 086-100.000 2

2/19/07 7:27:06 PM

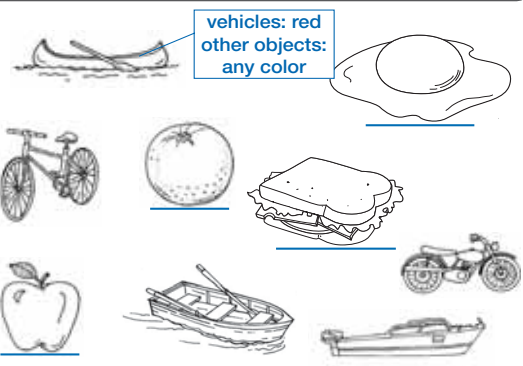
LESSON 86 • SIDE 2

Lesson 87

Name _____



"What is in front of the old woman?" "What did you draw in front of the young woman?" "What color are they?"



"Touch some food." "Touch a vehicle." "Touch another food." "Touch another vehicle."

Side 1

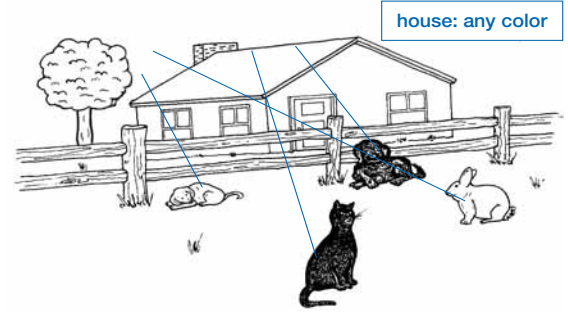
LFL WB C 086-100.000 3

2/19/07 7:27:11 PM

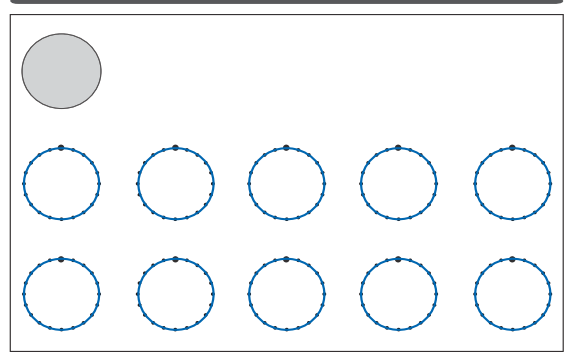
LESSON 87 • SIDE 1

Lesson 87

Name _____



"Show me a black animal." "Where does it go?" "Show me a white animal." "Where does it go?"



"What shape did you draw?" "Show me how you drew it."

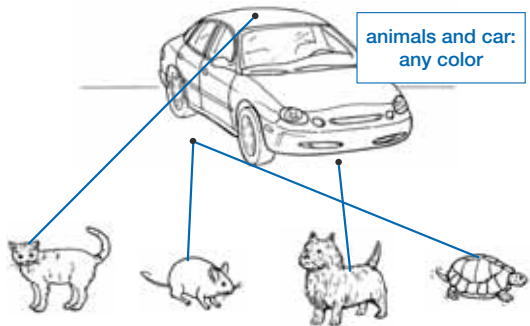
Side 2

LFL WB C 086-100.000 4

6/20/07 12:11:24 PM

LESSON 87 • SIDE 2


Lesson 88 Name _____



"Where did you put the cat?" "Where did you put the mouse?" "Where did you put the dog?" "Where did you put the turtle?"

other objects:
any color

turtles: green

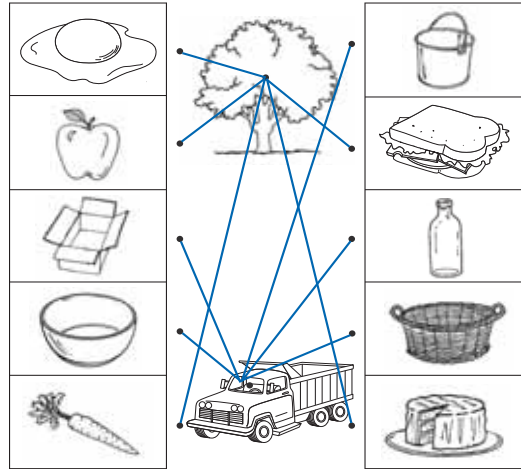


"What is on the long log?" "What is on the short log?"

Side 1

LESSON 88 • SIDE 1

Lesson 88 Name _____




"Where does the food go?" "Where do the containers go?"

other objects:
any color

triangles: black

rectangles: red

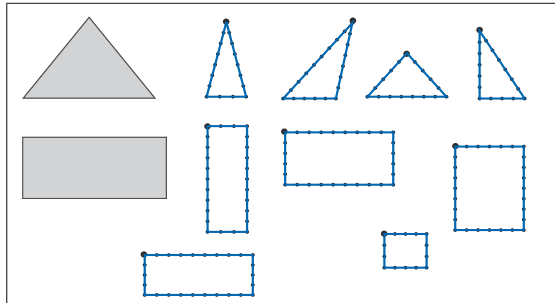


Point to a triangle. "What is this?" "What color is it?" Point to a rectangle. "What is this?" "What color is it?"

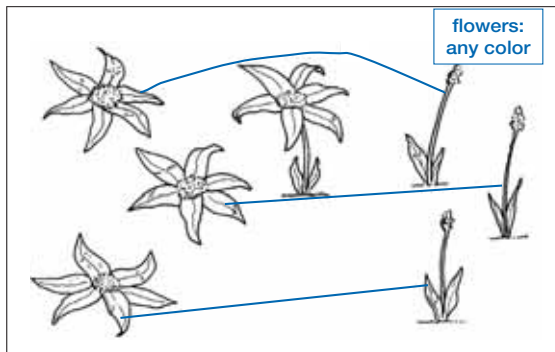
Side 2

LESSON 88 • SIDE 2

Lesson 89 Name _____



"Show me a triangle you drew." "Show me a rectangle you drew."




"Show me a line you drew from a flower to a stem."

Side 1

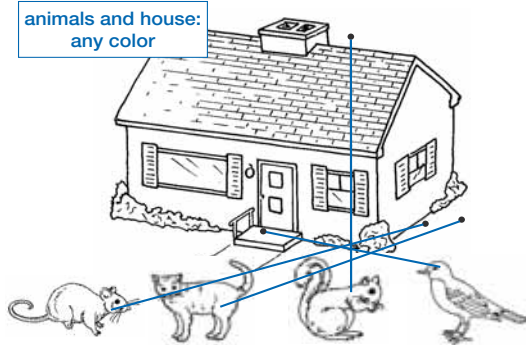
LESSON 89 • SIDE 1

Lesson 89 Name _____



Point to a vehicle. "What is it?" "What color is it?" Point to a food. "What is it?" "What color is it?"

animals and house:
any color

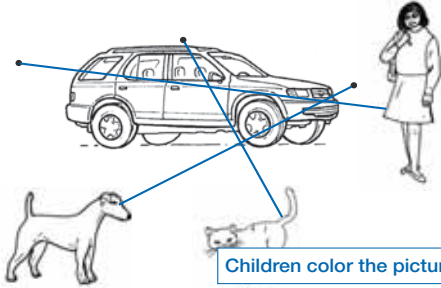


"Tell me where you put the mouse." "Tell me where you put the cat." "Tell me where you put the squirrel." "Tell me where you put the bird."

Side 2

LESSON 89 • SIDE 2

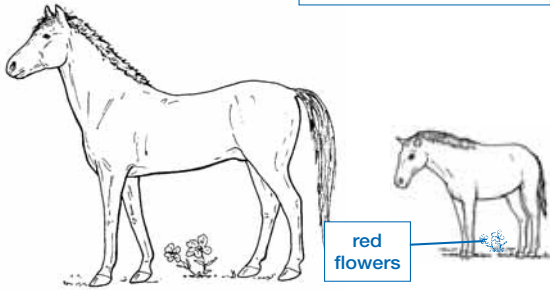
Lesson 90 Name _____



Children color the picture.

"Tell me where you put the dog." "Tell me where you put the cat." "Tell me where you put the girl."

Children color the picture.



red flowers

"What is under the tall horse?" "What did you draw under the short horse?"

Side 1


LFL WB C 086-100.000 9

6/22/07 12:17:45 PM

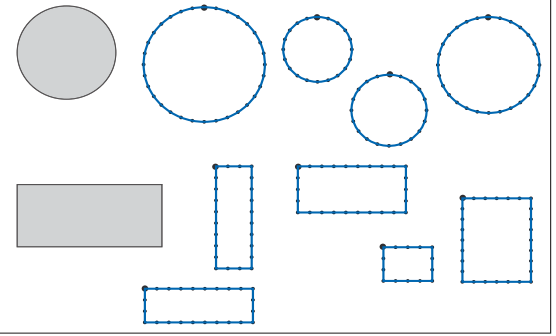
LESSON 90 • SIDE 1

Lesson 90 Name _____

rectangles: any color squares: blue



Point to a square. "What is this?" "What color is it?"



"Show me how you drew a circle." "Show me how you drew a rectangle."

Side 2


LFL WB C 086-100.000 10

2/19/07 7:38:24 PM

LESSON 90 • SIDE 2

Lesson 91 Name _____

houses and pigs: any color

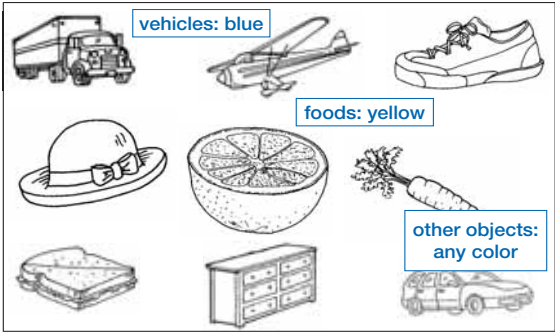


"Tell me which house you put the big pigs in." "Tell me which house you put the small pigs in."

vehicles: blue

foods: yellow

other objects: any color



"Point to a vehicle." "What color is it?" "Point to some food." "What color is it?"

Side 1

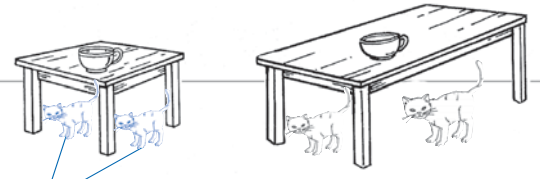
LFL WB C 086-100.000 11

6/22/07 12:40:26 PM

LESSON 91 • SIDE 1

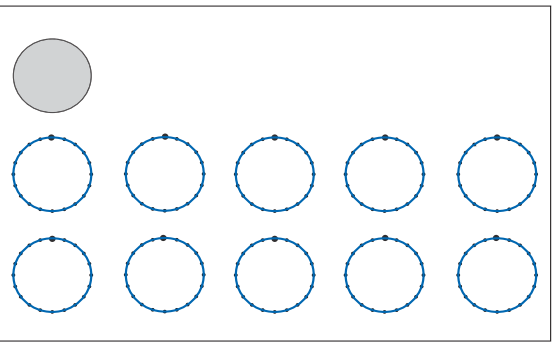
Lesson 91 Name _____

other objects: any color



cats: black

"Show me the long table." "What is under it?" "What did you draw under the short table?"



"What shape did you draw?" "Show me how you drew it."

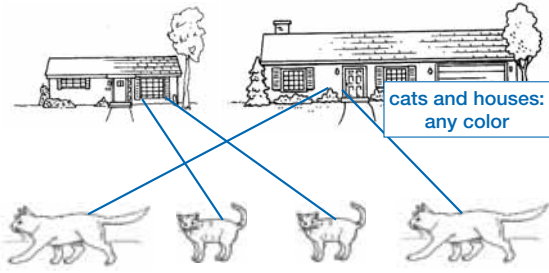
Side 2

LFL WB C 086-100.000 12

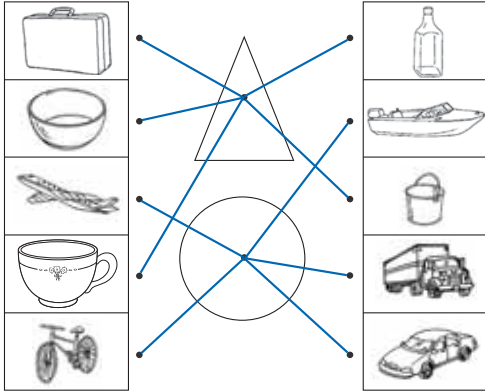
2/19/07 7:38:41 PM

LESSON 91 • SIDE 2

Lesson 92 Name _____




"Tell me which house you put the big cats in." "Tell me which house you put the small cats in."



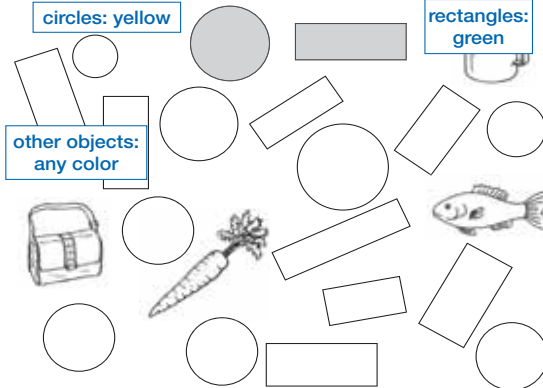
"Where do the containers go?" "Where do the vehicles go?"
Side 1

LESSON 92 • SIDE 1

Lesson 92 Name _____



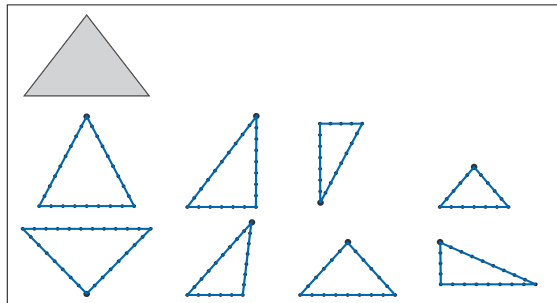
"Show me the dog that is wet." "Show me the dog that is dry."



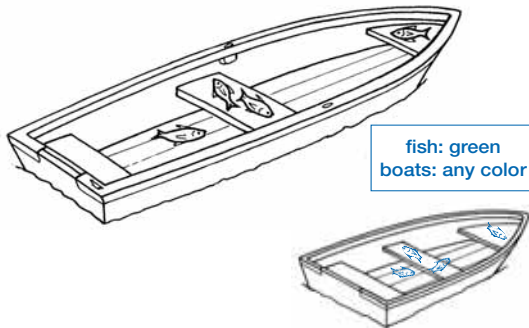
Point to a circle. "What is this?" "What color is it?" Point to a rectangle. "What is this?" "What color is it?"
Side 2

LESSON 92 • SIDE 2

Lesson 93 Name _____



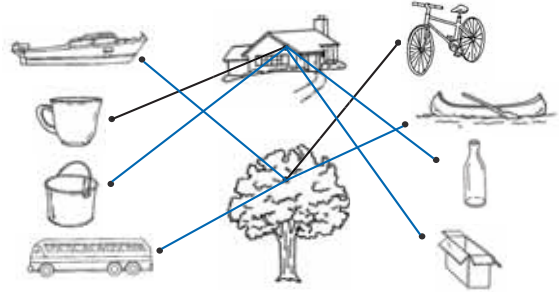
"What shape did you draw?" "Show me how you drew it."




"Tell me what is in the long boat." "What did you draw in the short boat?"
Side 1

LESSON 93 • SIDE 1

Lesson 93 Name _____




"Tell me what you put in the house." "Tell me what you put in the tree."



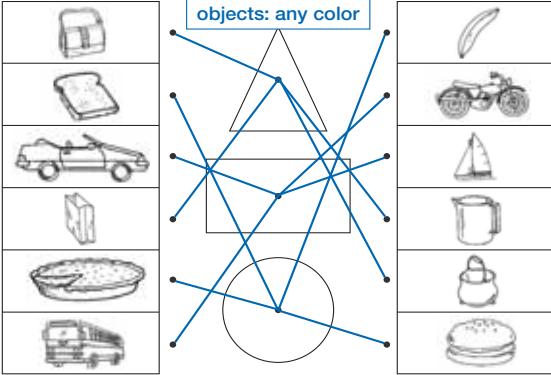
"Touch a box you circled." "What's in the box?" "What did you draw?" "Touch another box you circled."
Side 2

LESSON 93 • SIDE 2

Lesson 94 Name _____



"Show me a circle you drew." "Show me a triangle you drew."



objects: any color

"What kind of objects go in the triangle?" "What kind of objects go in the rectangle?" "What kind of objects go in the circle?"

Side 1


LFL WB C 086-100.000 17

2/18/07 7:38:29 PM

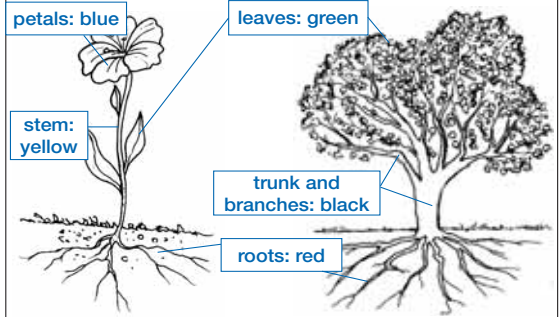
LESSON 94 • SIDE 1

Lesson 94 Name _____

large animals: red
small animals: black



"Show me a big animal." "What is it?" "What color is it?" "Show me a small animal." "What is it?" "What color is it?"



"Tell me the parts of the flower." "Tell me the parts of the tree."

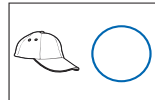
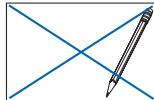
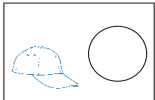
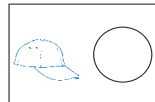
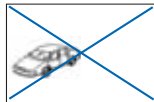

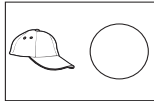
Side 2

LFL WB C 086-100.000 18

2/18/07 7:38:42 PM

LESSON 94 • SIDE 2

Lesson 95 Name _____




"What's in the top box?" "Show me a box that is not crossed out." "What is in it?" "What did you draw?"

other objects:
any color

black

yellow



"Where is the yellow rabbit?" "Where is the black rabbit?"

Side 1

LFL WB C 086-100.000 19

2/18/07 7:38:52 PM

LESSON 95 • SIDE 1

Lesson 95 Name _____

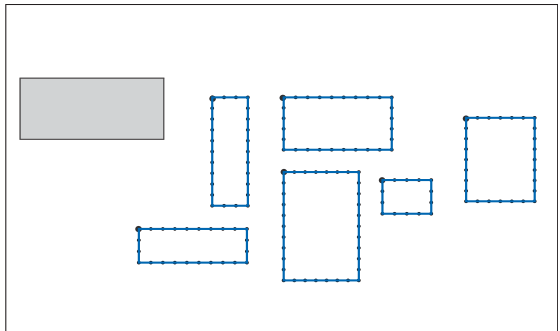
vehicles: black

foods: red

other objects:
any color



"Show me an object that is black." "What kind of object is it?" "Show me an object that is red." "What kind of object is it?"



"Tell me what shape you drew." "Show me how you drew it."

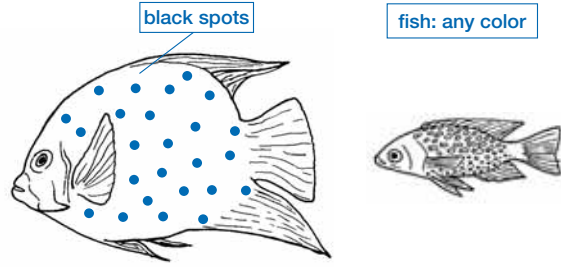
Side 2

LFL WB C 086-100.000 20

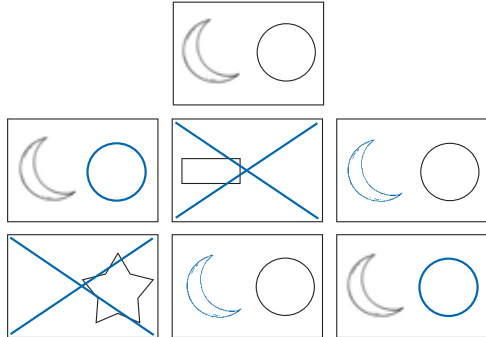
2/18/07 7:39:04 PM

LESSON 95 • SIDE 2

Lesson 96 Name _____



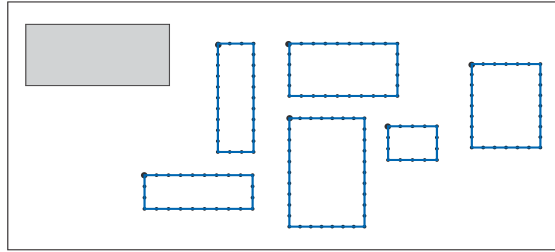
"What was missing from the big fish?" "What did you draw?"



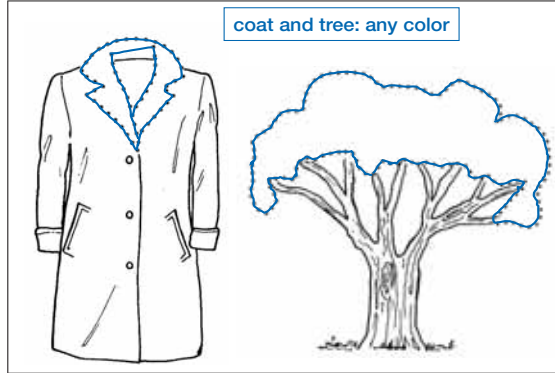
"What's in the top box?" "Show me a box that is not crossed out." "What's in it?" "What did you draw?"
Side 1 _____

LESSON 96 • SIDE 1

Lesson 96 Name _____



"Tell me what shape you drew." "Show me how you drew it."



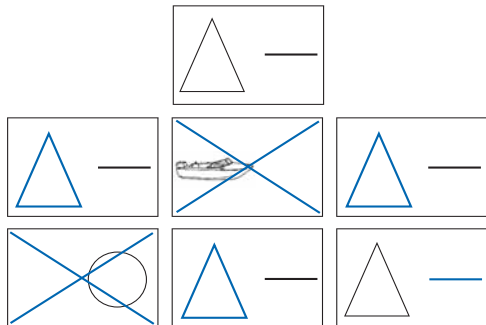
"What was missing from the coat?" "Show me how you drew it." "What was missing from the tree?" "Show me how you drew it."
Side 2 _____

LESSON 96 • SIDE 2

Lesson 97 Name _____



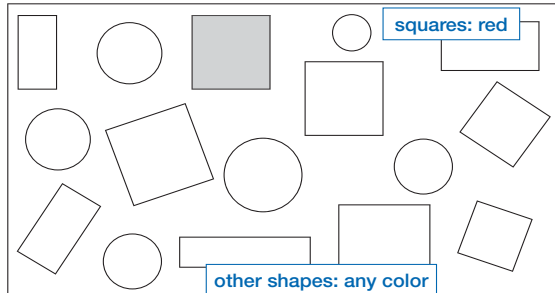
"Show me a full container." "What color is it?" "Show me an empty container." "What color is it?"



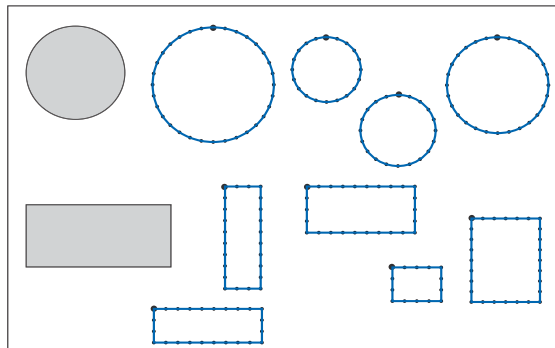
"What's in the top box?" "Show me a box that is not crossed out?" "What's in it?" "What did you draw?"
Side 1 _____

LESSON 97 • SIDE 1

Lesson 97 Name _____



Point to a square. "What is it?" "What color is it?" Point to a circle. "What is it?" "What color is it?" Point to a rectangle. "What is it?" "What color is it?"




"What shapes did you draw?" "Show me how you drew a circle." "Show me how you drew a rectangle."
Side 2 _____


LESSON 97 • SIDE 2

Lesson 98 Name _____

Children may add stripes or make all one color.



"What did you draw on the dry cat?" "Touch the other cat." "Is it wet or dry?"



"Show me a short log." "What color is it?" "Show me a long log." "What color is it?"


Side 1

LFL WB C 086-100.000 25

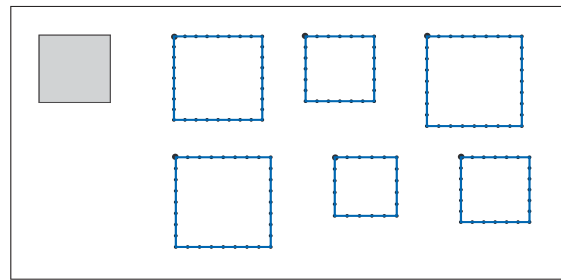
2/19/07 7:40:30 PM

LESSON 98 • SIDE 1

Lesson 98 Name _____



"What kind of objects did you color black?" "What kind of objects did you color green?"



"What shape did you draw?" "Show me how you drew it."

Side 2


LFL WB C 086-100.000 26

2/19/07 7:40:37 PM

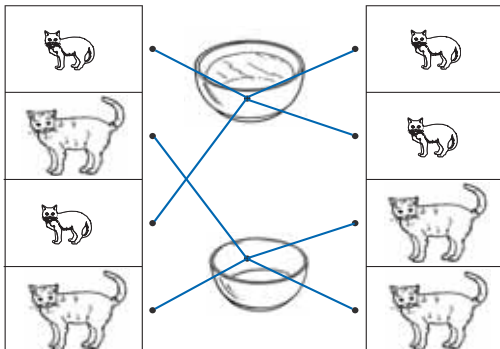
LESSON 98 • SIDE 2

Lesson 99 Name _____

wood objects: brown
metal objects: yellow
other objects: any color



"Show me a brown object." "What is it made of?" "Show me a yellow object." "What is it made of?" "What part did you draw to finish the spoon?"



"Which container do the small cats drink from?" "Which container do the big cats drink from?"

Side 1

LFL WB C 086-100.000 27

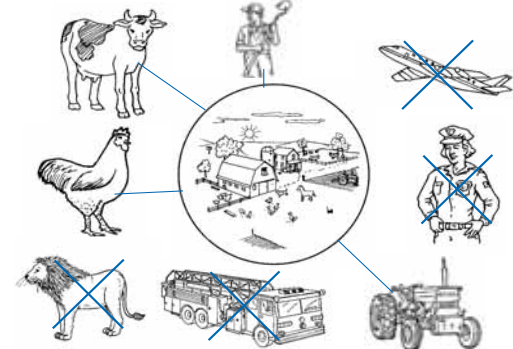
2/19/07 7:40:41 PM

LESSON 99 • SIDE 1

Lesson 99 Name _____



"What color are the dry dogs?" "What color are the wet dogs?"



"What is in the circle?" "Which objects belong in the circle?"

Side 2

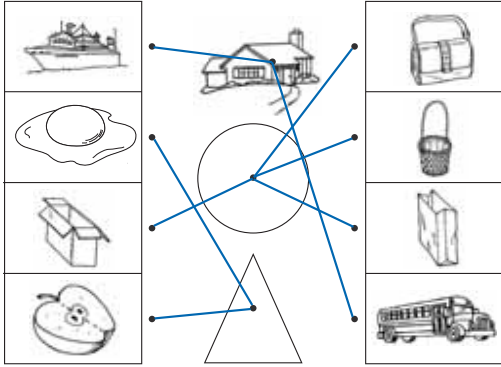
LFL WB C 086-100.000 28

6/22/07 12:34:08 PM

LESSON 99 • SIDE 2


Lesson 100

Name _____



"What kind of objects go in the house?" "What kind of objects go in the circle?" "What kind of objects go in the triangle?"

wet horses: yellow
dry horses: black
other objects: any color




"What color are the dry horses?" "What color are the wet horses?"
Side 1

LESSON 100 • SIDE 1

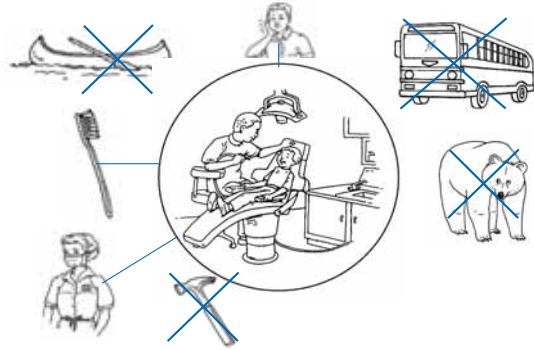
Lesson 100

Name _____

cloth objects: purple
plastic objects: red
other objects: any color



"What kind of objects did you color purple?" "What kind did you color red?" "What did you draw to finish the shirt?"

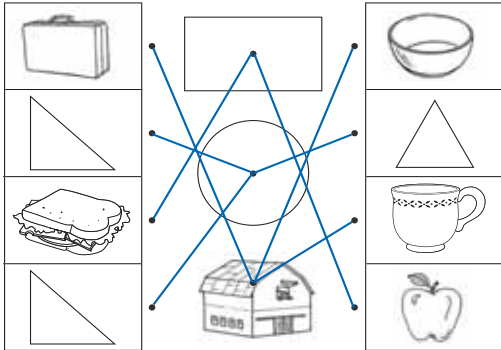


"What is in the circle?" "Tell me which objects belong in the circle."
Side 2

LESSON 100 • SIDE 2


Lesson 101

Name _____



"Where do the containers go?" "Where do the triangles go?" "Where does the food go?"

containers on the table: blue
containers under the table: red
containers next to the table: yellow
bird, dog, table: any color

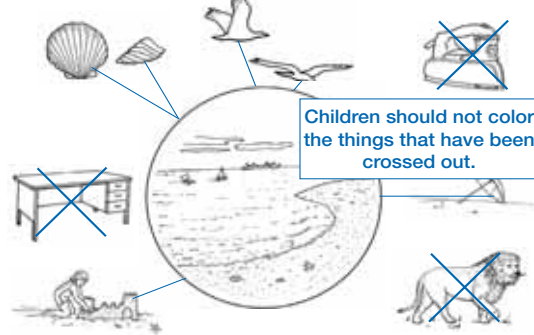


"Tell me where the red containers are." "Tell me where the blue containers are." "Tell me where the yellow containers are."
Side 1

LESSON 101 • SIDE 1

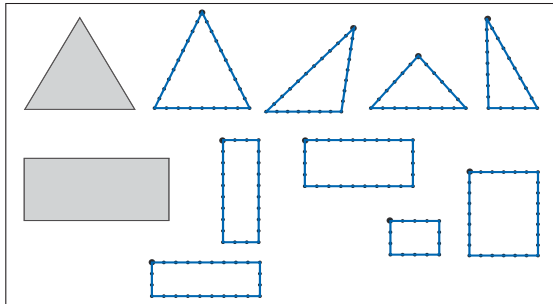
Lesson 101

Name _____



Children should not color the things that have been crossed out.

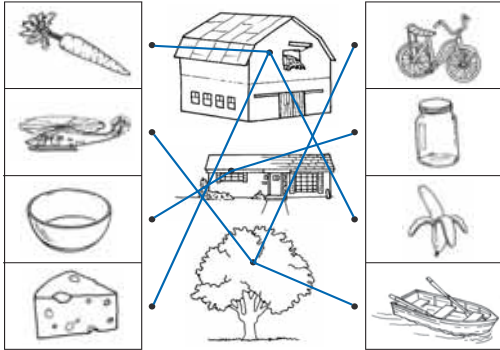
"What is in the circle?" "Tell me which objects belong in the circle." "Tell me which objects do not belong in the circle."




"Show me a triangle you drew." "Show me a rectangle you drew."
Side 2

LESSON 101 • SIDE 2

Lesson 102 Name _____



"What kind of objects go in the barn?" "What kind of objects go in the house?" "What kind of objects go in the tree?"



"Tell me where the yellow animal is." "What is it?" "Tell me where the black animal is." "What is it?"

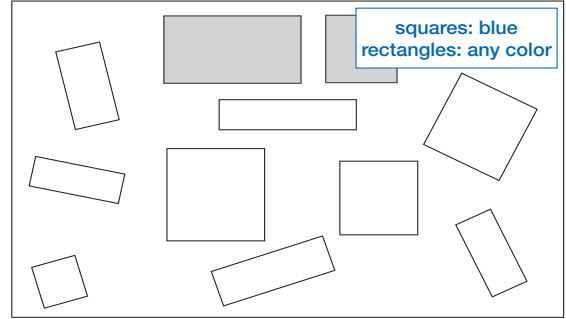
Side 1

LFL WB C 086-100.000 33

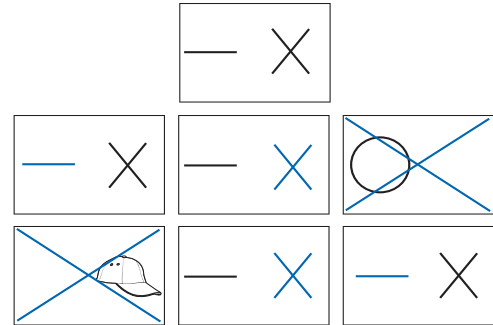
2/19/07 7:41:34 PM

LESSON 102 • SIDE 1

Lesson 102 Name _____



"Point to all the squares in the picture." "What color are they?"



"What's in the box?" "Show me a box that is crossed out." "What's in it?" "Now show me a box that is not crossed out." "What did you draw?"

Side 2


LFL WB C 086-100.000 34

Copyright ©SRM McGraw-Hill

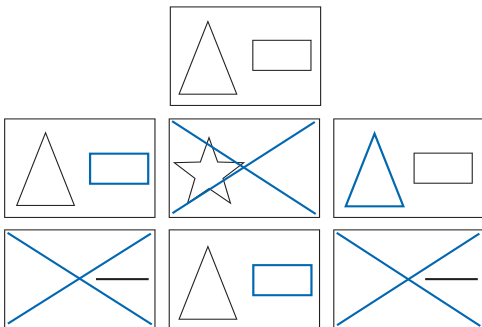
2/19/07 7:41:43 PM

LESSON 102 • SIDE 2

Lesson 103 Name _____



"What color are the vehicles?" "What color are the animals?"



"What's in the top box?" "Show me a box that is crossed out." "What's in it?" "Now show me a box that is not crossed out." "What did you draw?"

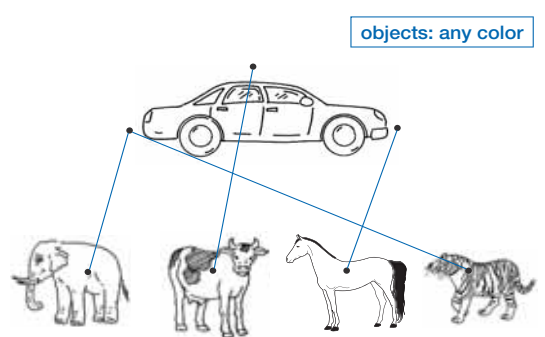
Side 1

LFL WB C 086-100.000 25

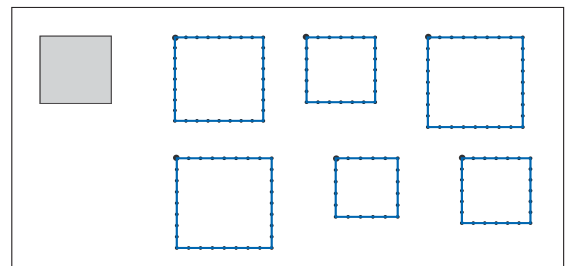
2/19/07 7:41:44 PM

LESSON 103 • SIDE 1

Lesson 103 Name _____



"Which animals go in back of the car?" "Which animal goes on top of the car?" "Which animal goes in front of the car?"



"Show me a big square." "Show me a small square."

Side 2

LFL WB C 086-100.000 26

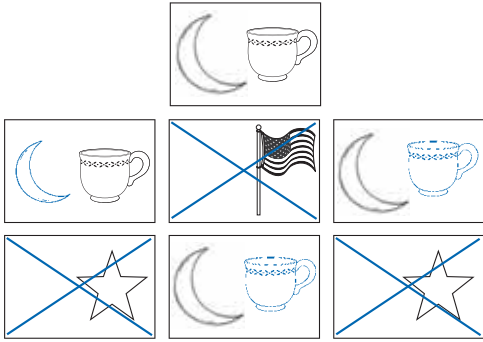
Copyright ©SRM McGraw-Hill

2/19/07 7:41:47 PM

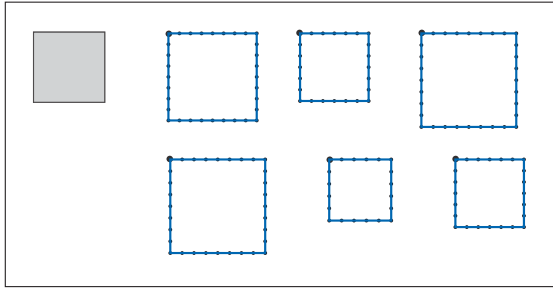
LESSON 103 • SIDE 2

Lesson 104

Name _____



"What's in the top box?" "Show me a box that is crossed out." "What's in it?" "Show me a box that is not crossed out." "What did you draw?"




"Show me how you drew a small square." "Show me how you drew a big square."

Side 1 _____

LESSON 104 • SIDE 1

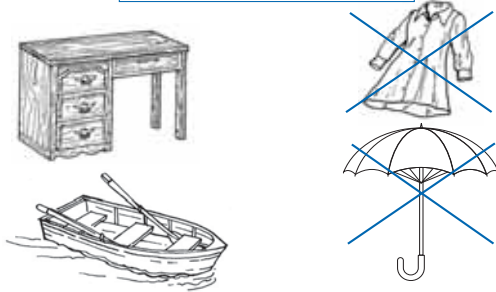
Lesson 104

Name _____



"What color are the wet dogs?" "What color are the dry dogs?"

things made of wood: any color




"Show me something that is made of wood." "What is it?" "Show me something that is not made of wood." "What is it?"

Side 2 _____

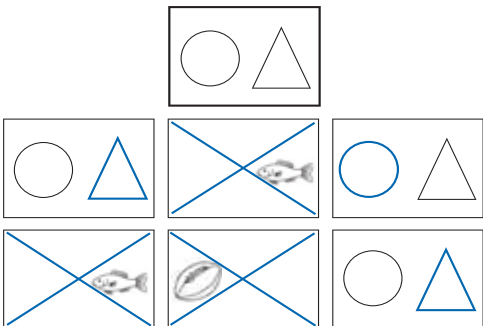
LESSON 104 • SIDE 2

Lesson 105

Name _____



"What color did you make the rectangles?" "What color did you make the triangles?"



"What's in the top box?" "Show me a box that is crossed out." "What's in it?" "Show me a box that is not crossed out." "What did you draw?"

Side 1 _____

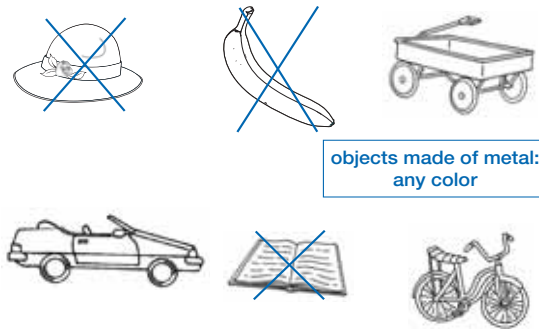
LESSON 105 • SIDE 1

Lesson 105

Name _____



"Show me a full container." "What color is it?" "Show me an empty container." "What color is it?"



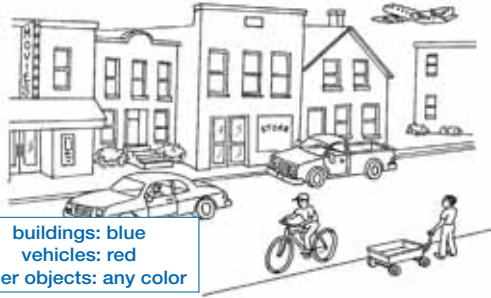
objects made of metal:
any color

"Show me something that is made of metal." "What is it?" "Show me something that is not made of metal." "What is it?"

Side 2 _____

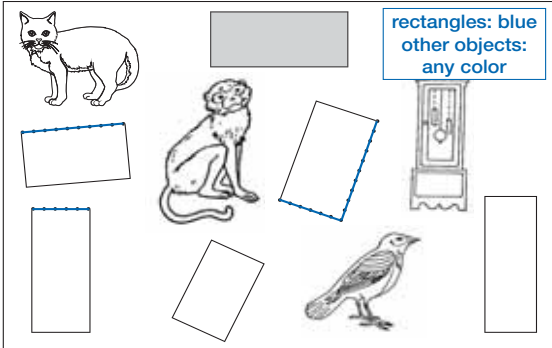
LESSON 105 • SIDE 2

Lesson 106 Name _____



buildings: blue
vehicles: red
other objects: any color

"What color are the buildings?" "What color are the vehicles?"



rectangles: blue
other objects: any color

"Show me how you drew the missing parts of the rectangles." "What color are they?"


Side 1

LFL WB C 106-120-000 1

27807 6:54:02 PM

LESSON 106 • SIDE 1

Lesson 106 Name _____



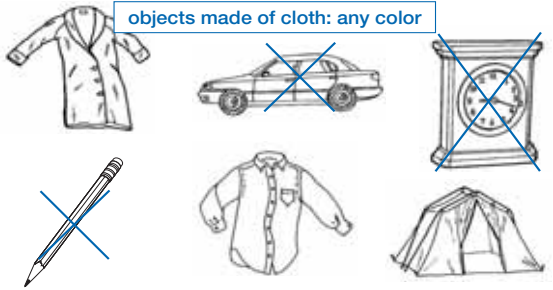
boys and other objects: any color

black

yellow

yellow

"What color is the animal that's between the boys?" "What is it?" "What color are the animals that are in back of the boys?" "What are they?"



objects made of cloth: any color

"Show me something that's made of cloth." "What is it?" "Show me something that is not made of cloth." "What is it?"

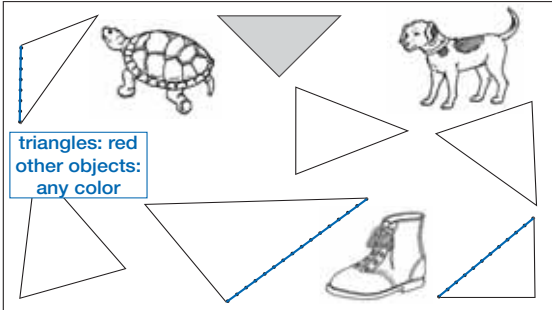
Side 2

LFL WB C 106-120-000 2

62207 12:43:58 PM

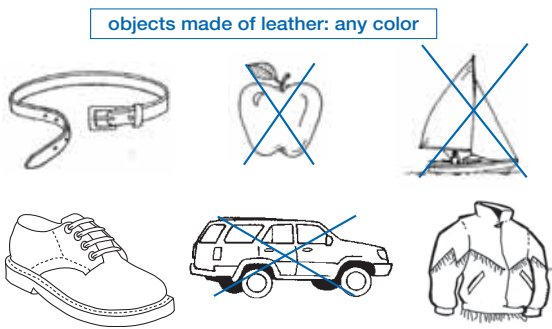
LESSON 106 • SIDE 2

Lesson 107 Name _____



triangles: red
other objects: any color

"Show me how you drew the missing parts of the triangles." "What color are they?"



objects made of leather: any color

"Show me something that's made of leather." "What is it?" "Show me something that's not made of leather." "What is it?"


Side 1

LFL WB C 106-120-000 3

27807 6:54:06 PM

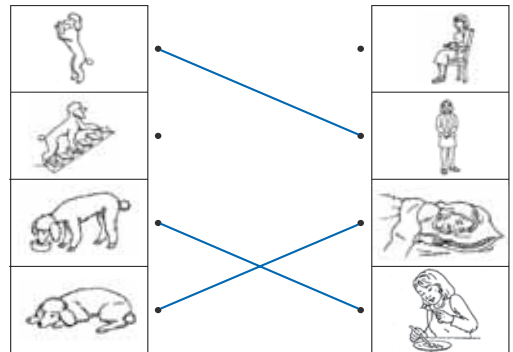
LESSON 107 • SIDE 1

Lesson 107 Name _____



animals: yellow
buildings: green
other objects: any color

"What kind of objects did you color yellow?" "What kind of objects did you color green?"



"Show me the pictures where the dog and the woman are doing the same thing." "What are they doing?"

Side 2

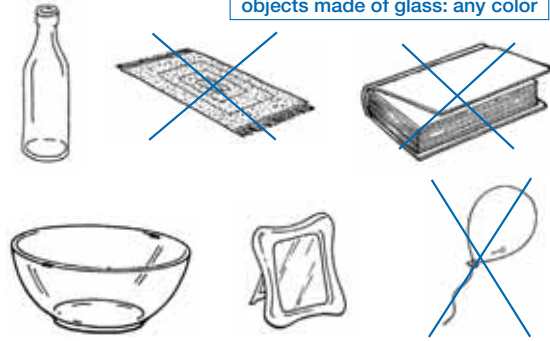
LFL WB C 106-120-000 4

27807 6:55:03 PM

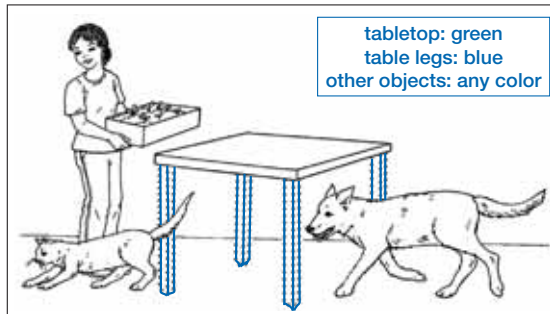
LESSON 107 • SIDE 2

Lesson 108 Name _____

objects made of glass: any color



"Show me something that's made of glass." "What is it?" "Show me something that's not made of glass." "What is it?"



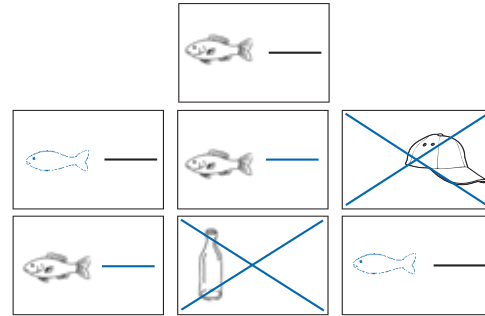
tabletop: green
table legs: blue
other objects: any color

"What parts of the table did you draw?" "What color are they?"

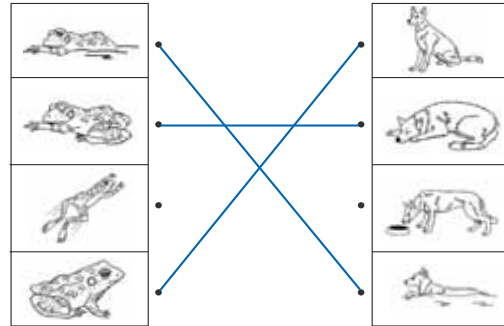
Side 1

LESSON 108 • SIDE 1

Lesson 108 Name _____



"What's in the top box?" "Show me a box that is crossed out." "What's in it?" "Show me a box that's not crossed out." "What did you draw?"



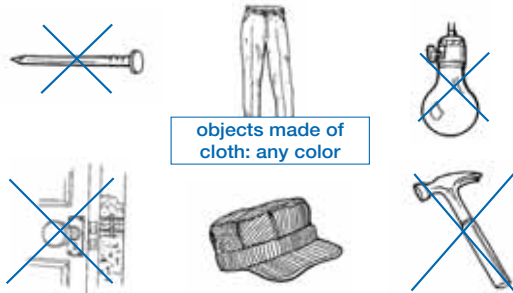
"Show me a line that connects a dog and a frog." "What are they doing?" Repeat for all pairs.

Side 2

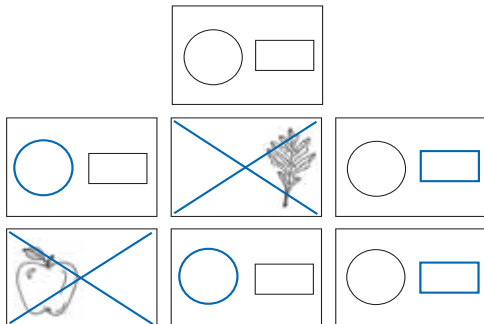
LESSON 108 • SIDE 2

Lesson 109 Name _____

objects made of cloth: any color



"Show me something that's made of cloth." "What is it?" "Show me something that's not made of cloth." "What is it?"

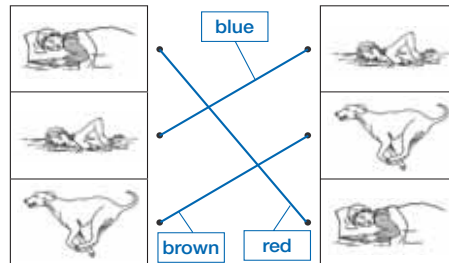


"What's in the top box?" "Show me a box that's crossed out." "What's in it?" "Show me a box that's not crossed out." "What did you draw?"

Side 1

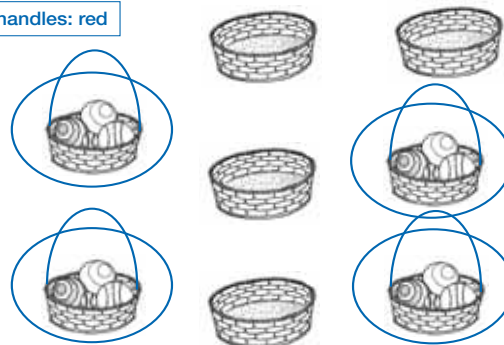
LESSON 109 • SIDE 1

Lesson 109 Name _____



"What are the dogs doing?" "What are the boys doing?" "What are the girls doing?"

handles: red




"Show me a basket that's not empty." "What did you draw on it?" "Show me a basket that is empty." "What part is missing?"

Side 2

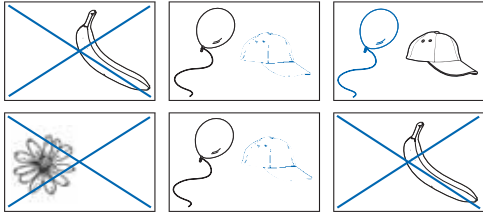
LESSON 109 • SIDE 2

Lesson 110 Name _____



objects made of paper:
any color

"Show me something that's made of paper." "What is it?" "Show me something that's not made of paper." "What is it?"



"What's in the top box?" "Show me a box that's crossed out." "What's in it?" "Show me a box that's not crossed out." "What did you draw?"

Side 1

LFL WB C 106-120-0080 9

2/19/07 6:50:29 PM

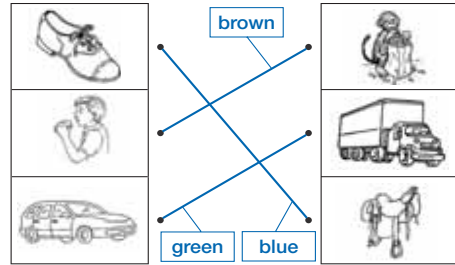
LESSON 110 • SIDE 1

Lesson 110 Name _____

birds on the dog: green
bird over the dog: blue
other objects: any color



"Where are the green birds?" "Where is the blue bird?"



"Look at the objects connected by a green line." "How are they the same?" Repeat for brown and blue lines.

Side 2

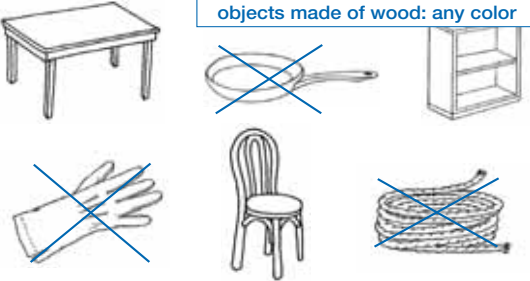
LFL WB C 106-120-0080 10

Copyright ©SRM McGraw-Hill

2/19/07 6:50:32 PM

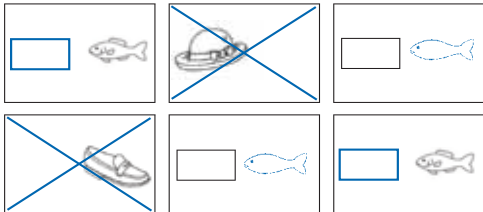

LESSON 110 • SIDE 2

Lesson 111 Name _____



objects made of wood: any color

"Show me something that's made of wood." "What is it?" "Show me something that's not made of wood." "What is it?"



"What's in the top box?" "Show me a box that's crossed out." "What's in it?" "Show me a box that's not crossed out." "What did you draw?"

Side 1


LFL WB C 106-120-0080 11

2/19/07 6:50:36 PM

LESSON 111 • SIDE 1

Lesson 111 Name _____

buildings: blue
plants: green
other objects: any color



"Tell me what you colored blue." "Tell me what you colored green."

tall trees: brown
short trees: green
other objects: any color



"What color are the tall trees?" "What color are the short trees?"

Side 2


LFL WB C 106-120-0080 12

Copyright ©SRM McGraw-Hill

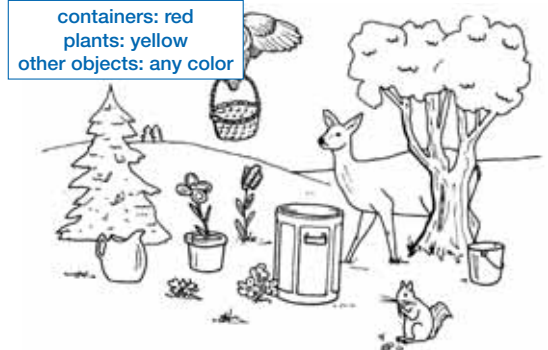
2/19/07 6:50:43 PM

LESSON 111 • SIDE 2

Lesson 112 Name _____



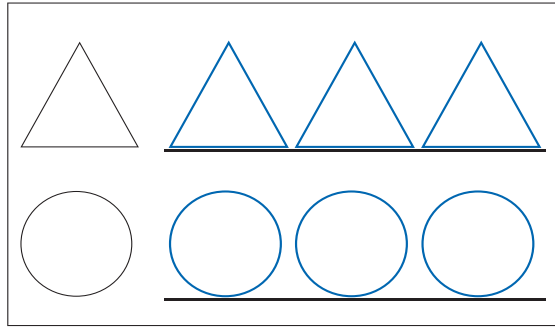
"Which animal is black?" "Which animal is red?" "Which animal is orange?" "What is the other animal?"



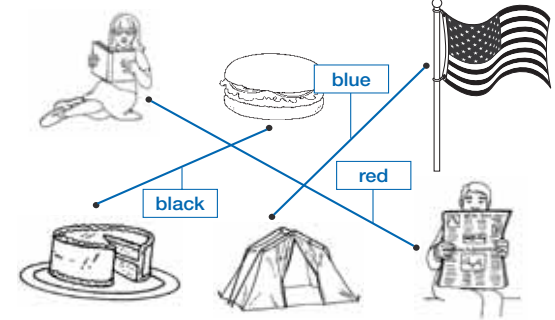
"Show me the containers." "What color are they?" "Show me the plants." "What color are they?"
Side 1

LESSON 112 • SIDE 1

Lesson 112 Name _____



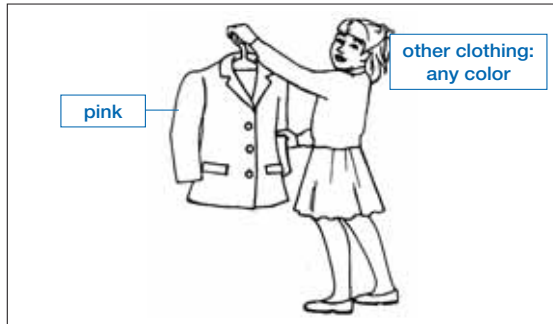
"Tell me the names of the shapes you drew."



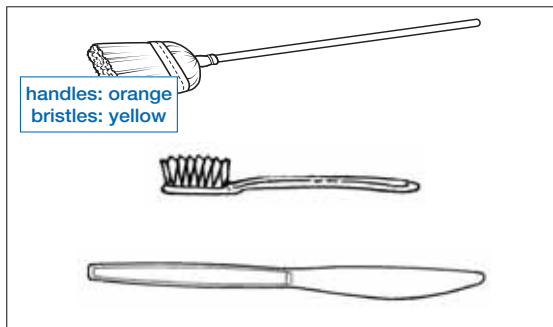
"Look at the objects connected by a red line." "How are they the same?" Repeat for blue and black lines.
Side 2

LESSON 112 • SIDE 2

Lesson 113 Name _____



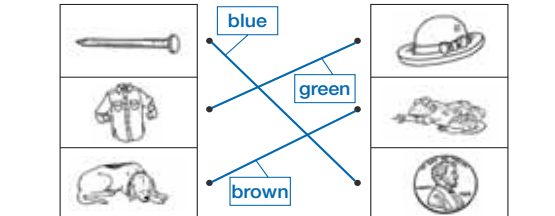
"What color did you make the coat?"



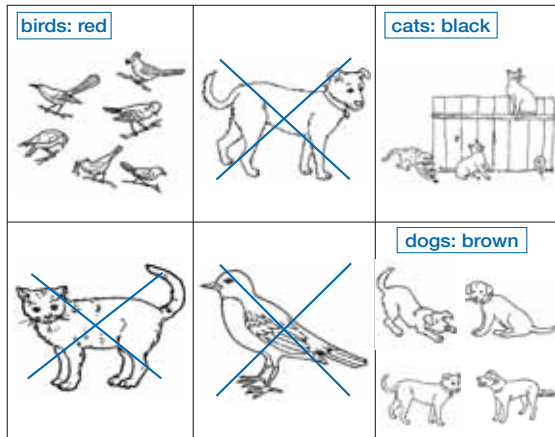
"What part of the objects did you color orange?" "What part of the objects did you color yellow?"
Side 1

LESSON 113 • SIDE 1

Lesson 113 Name _____




"Look at the objects connected by a blue line." "How are they the same?" Repeat for brown and green lines.



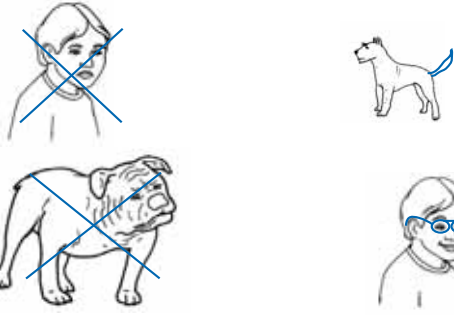
"Tell me what you colored red." "Tell me what you colored black." "Tell me what you colored brown."
Side 2

LESSON 113 • SIDE 2

Lesson 114 Name _____



"What color is the rabbit?" "What color is the lion?" "What color is the bear?" "What is the other animal?"



"Is the boy wearing glasses sad?" "Is the dog with the long tail big?"

Side 1


Copyright ©SRM/McGraw-Hill

LFL WB C 106-120-0600 17

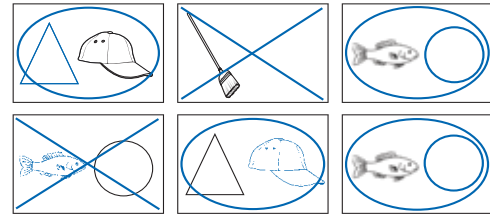
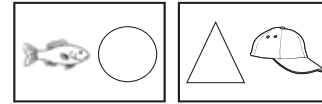
2/18/07 6:56:19 PM

LESSON 114 • SIDE 1

Lesson 114 Name _____



"What did you color black?" "What did you color green?" "What did you color yellow?" "What did you color red?"



"Tell me what's in the top two boxes." "Tell me what you drew to fix the other boxes."

Side 2

Copyright ©SRM/McGraw-Hill

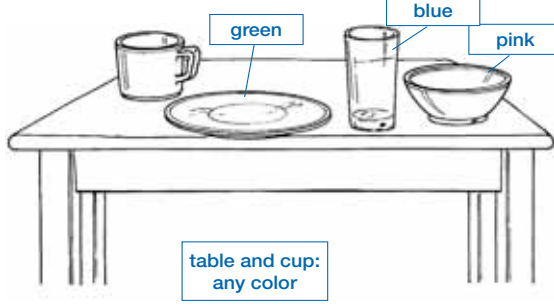
LFL WB C 106-120-1465 18

Copyright ©SRM/McGraw-Hill

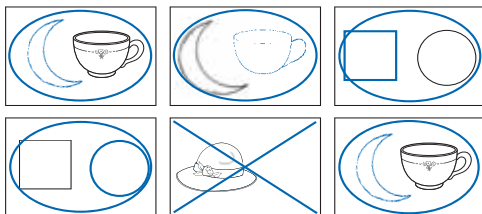

6/22/07 12:18:47

LESSON 114 • SIDE 2

Lesson 115 Name _____



"What color is the bowl?" "What color is the glass?" "What color is the plate?" "What else is on the table?"



"Tell me what's in the top two boxes." "Tell me what you drew to fix the other boxes."

Side 1


Copyright ©SRM/McGraw-Hill

LFL WB C 106-120-0600 19

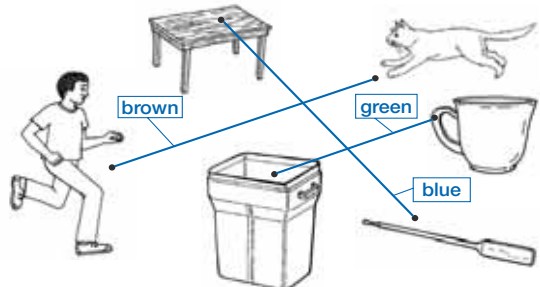
2/18/07 6:56:41 PM

LESSON 115 • SIDE 1

Lesson 115 Name _____



"What rule did you make for rectangles?" "What rule did you make for circles?"



"Look at the objects connected by a brown line." "How are they the same?" Repeat for green and blue lines.

Side 2

Copyright ©SRM/McGraw-Hill

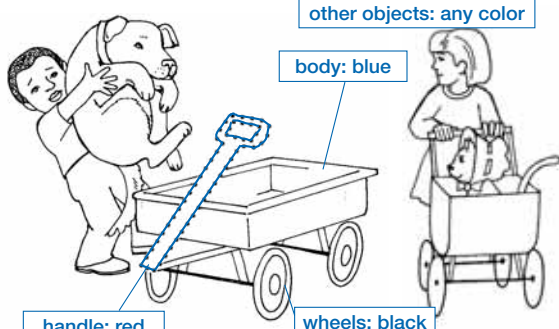
LFL WB C 106-120-0600 20

Copyright ©SRM/McGraw-Hill


2/18/07 6:56:49 PM

LESSON 115 • SIDE 2

Lesson 116 Name _____



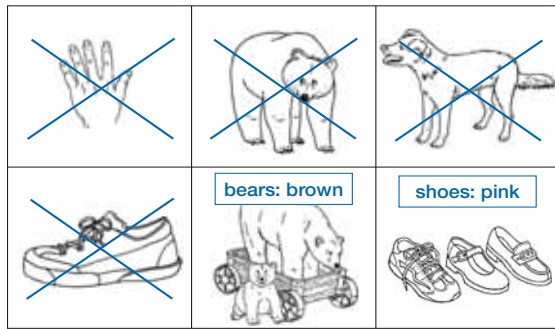
"What was missing from the wagon?" "What part of the wagon is blue?" "What part is black?"



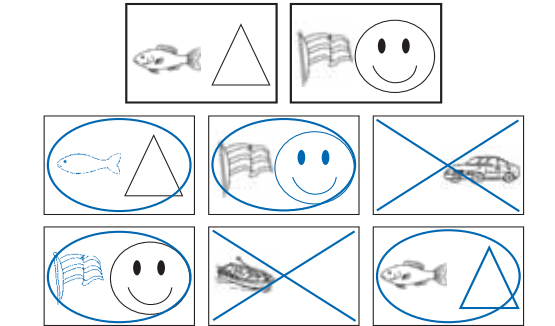
"Tell me what you colored blue." "Tell me what you colored yellow." "Tell me what you colored black."
Side 1

LESSON 116 • SIDE 1

Lesson 116 Name _____



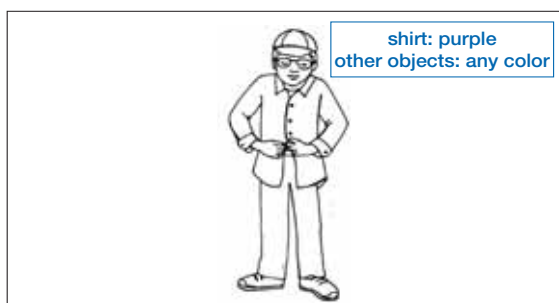
"What did you color brown?" "What did you color pink?" "Tell me what objects you crossed out."



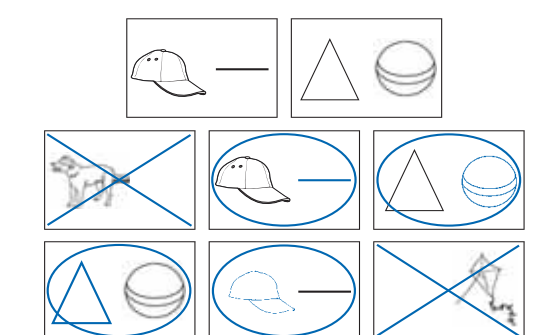
"What's in the top two boxes?" "Tell me what you drew to fix the other boxes." "What did you cross out?"
Side 2

LESSON 116 • SIDE 2

Lesson 117 Name _____



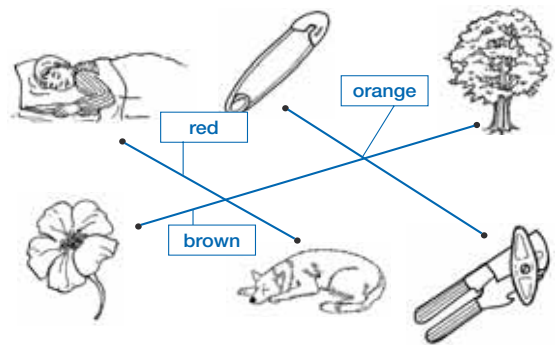
"What color did you make the boy's shirt?"



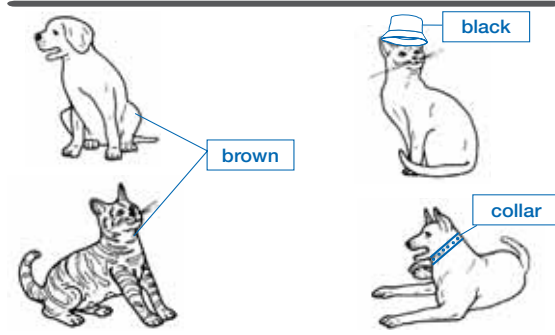
"What's in the top two boxes?" "Tell me what you drew to fix up the other boxes." "What did you cross out?"
Side 1

LESSON 117 • SIDE 1

Lesson 117 Name _____



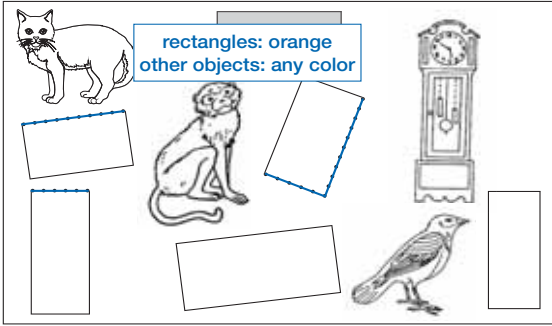
"Look at the objects connected by a red line." "How are they the same?" Repeat for brown and orange lines.



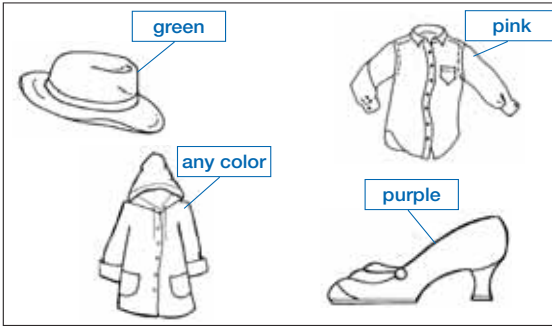
"Is the cat with the hat striped?" "Is the dog with the collar sitting?"
Side 2

LESSON 117 • SIDE 2

Lesson 118 Name _____



"What color are the rectangles?" "Show me how you followed the dots."



"What color is the shoe?" "What color is the shirt?" "What color is the hat?" "What else is in the picture?"
Side 1


Copyright ©SRM/McGraw-Hill

LFL WB C 106-120-000 25

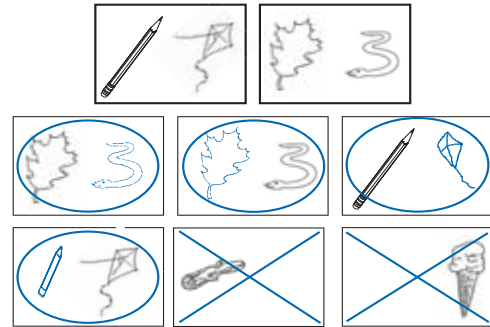
2/19/07 6:57:55 PM

LESSON 118 • SIDE 1

Lesson 118 Name _____



"What did you color red?" "What did you color brown?" "What did you color yellow?"



"What's in the top two boxes?" "Tell me what you drew to fix up the other boxes." "What did you cross out?"
Side 2


Copyright ©SRM/McGraw-Hill

LFL WB C 106-120-000 26

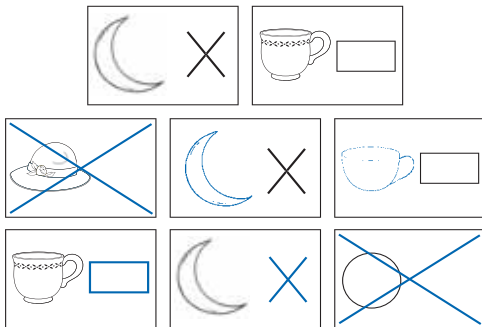
2/19/07 6:58:03 PM

LESSON 118 • SIDE 2

Lesson 119 Name _____



"What did you color blue?" "Is it full or empty?" "What did you color red?" "Is it full or empty?"



"What's in the top two boxes?" "Tell me what you drew to fix up the other boxes." "What did you cross out?"
Side 1

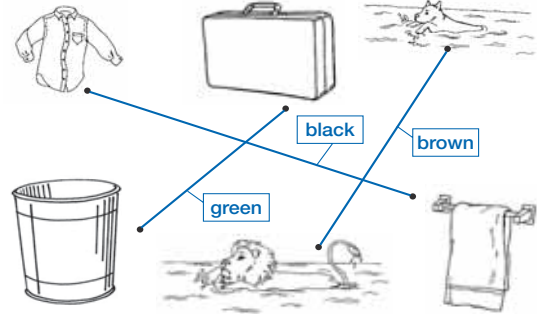
Copyright ©SRM/McGraw-Hill

LFL WB C 106-120-000 27

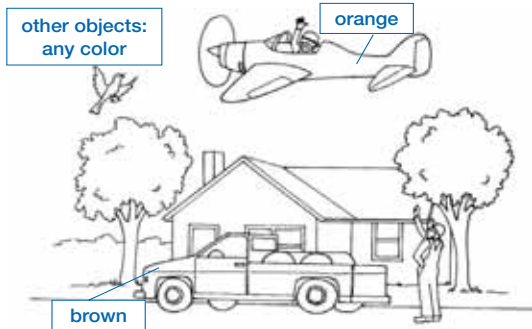
2/19/07 6:58:20 PM

LESSON 119 • SIDE 1

Lesson 119 Name _____



"Look at the two objects connected by a black line." "How are they the same?" Repeat for brown and green lines.



"Tell me where the orange vehicle is." "What is it?" "Tell me where the brown vehicle is." "What is it?"
Side 2

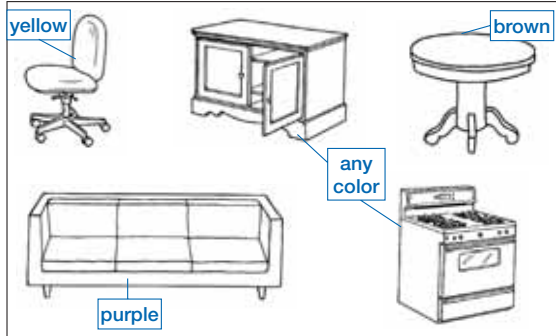
Copyright ©SRM/McGraw-Hill

LFL WB C 106-120-000 28

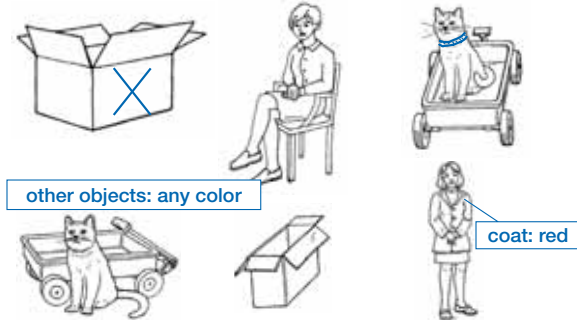
6/22/07 1:52:29 PM

LESSON 119 • SIDE 2

Lesson 120 Name _____



"What color is the table?" "What color is the chair?" "What color is the couch?" "What else is in the picture?"

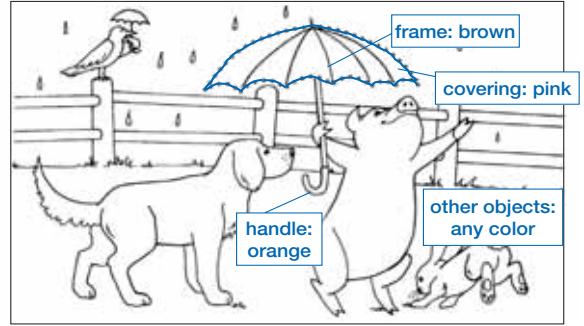


"Is the woman in the red coat sitting?" "Is the box with a cross-out mark big?" "Is the cat next to the wagon wearing a collar?"

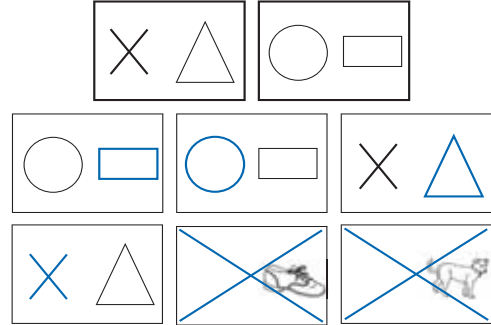
Side 1

LESSON 120 • SIDE 1

Lesson 120 Name _____



"What part of the umbrella was missing?" "What color did you make it?" "What part of the umbrella is brown?" "What part is orange?"




"What's in the top two boxes?" "Tell me what you drew to fix up the other boxes." "What did you cross out?"

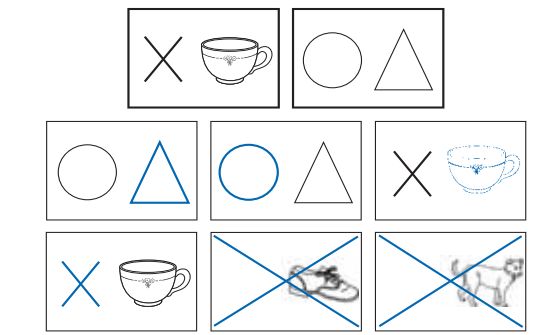
Side 2

LESSON 120 • SIDE 2

Lesson 121 Name _____



"Show me a long log." "What color is it?" "Show me a short log." "What color is it?"

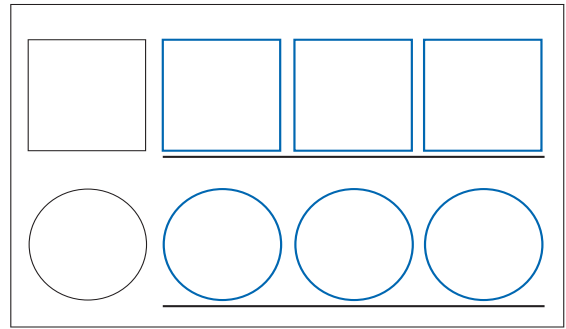


"What's in the top two boxes?" "Tell me what you drew to fix the other boxes." "What did you cross out?"

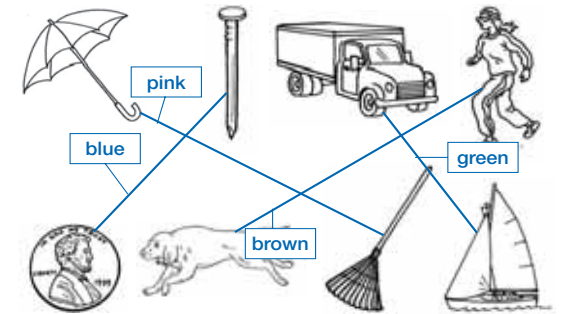
Side 1

LESSON 121 • SIDE 1

Lesson 121 Name _____



"What shape did you draw on the top line?" "What shape did you draw on the bottom line?"



"Look at the objects connected by a pink line." "How are they the same?" Repeat for blue, brown, and green lines.

Side 2

LESSON 121 • SIDE 2


Lesson 122 Name _____

foods: red
containers: green
other objects: any color



"Tell me what kind of objects you colored red." "Tell me what kind of objects you colored green."

stem: blue
roots: black
leaves: green
petals: yellow
other objects: any color



"Tell me the parts of the flower." "Which part was missing?"

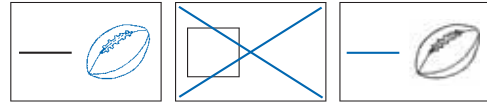
Side 1

LFL W01 D 121-140.000 3

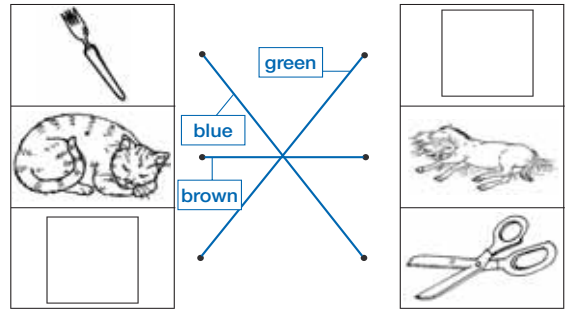
2/19/07 6:00:29 PM

LESSON 122 • SIDE 1

Lesson 122 Name _____



"What's in the top two boxes?" "Tell me what you drew to fix the other boxes." "What did you cross out?"



"Look at the objects that are connected by a green line." "How are they the same?" Repeat for brown and blue lines.

Side 2

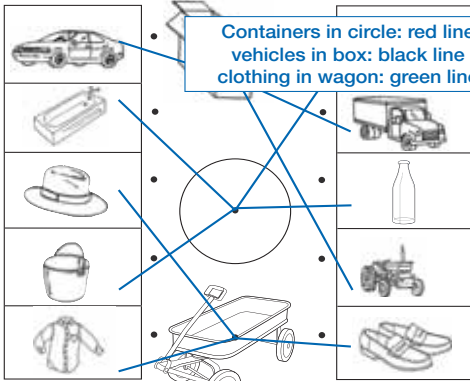
LFL W01 D 121-140.000 4

2/19/07 6:00:43 PM

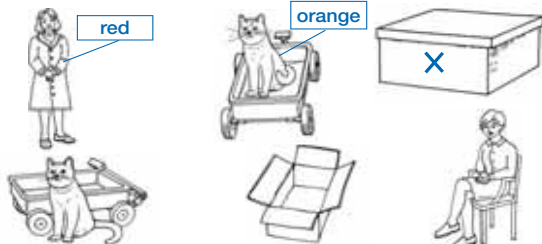
LESSON 122 • SIDE 2

Lesson 123 Name _____

Containers in circle: red line
vehicles in box: black line
clothing in wagon: green line



"Tell me what kind of objects you put in the box." Repeat for circle and wagon.



"Is the woman in the red coat sitting?" "Is the box with a cross-out mark on it big?" "Is the orange cat next to the wagon?"

Side 1


LFL W01 D 121-140.000 5

6/22/07 2:02:16 PM

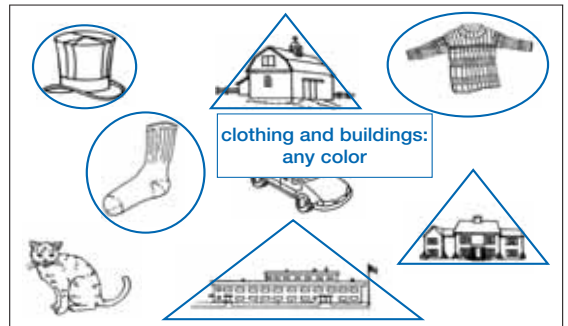
LESSON 123 • SIDE 1

Lesson 123 Name _____

collar: black
pockets: green
buttons: red
front: blue
sleeves: yellow
pants: any color



"Tell me the parts of the coat." "Which part was missing?"



"What kind of objects did you draw circles around?" "What kind of objects did you draw triangles around?" "What objects are left over?"


Side 2

LFL W01 D 121-140.000 6

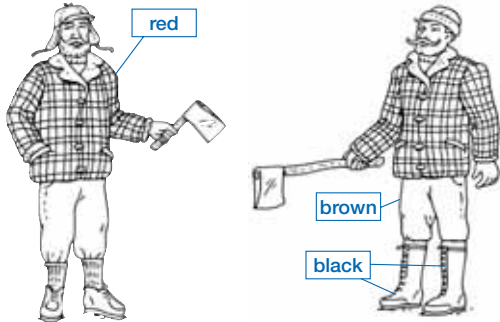
2/19/07 6:00:53 PM

LESSON 123 • SIDE 2

Lesson 124 Name _____



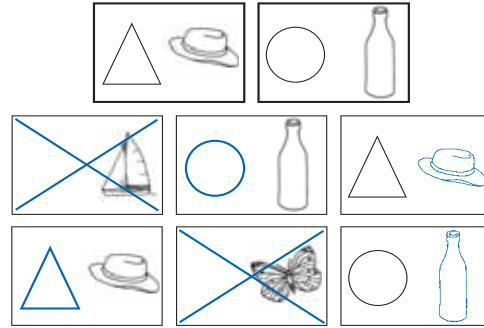
"Tell me what kind of objects you colored purple." "Tell me what kind of objects you colored brown."



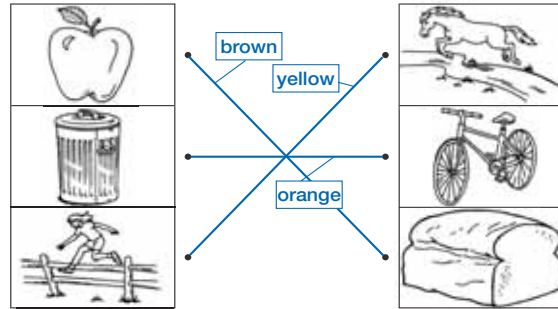
"Does the lumberjack with the red jacket have a long axe?" "Are his boots short?" "Does the lumberjack with the black boots have a short axe?"
Side 1

LESSON 124 • SIDE 1

Lesson 124 Name _____



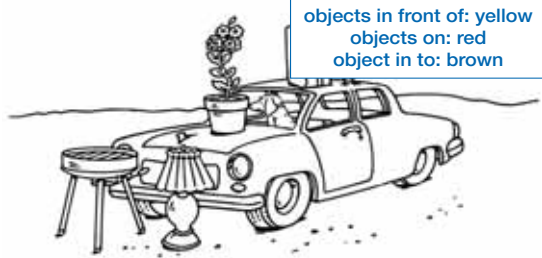
"What's in the top two boxes?" "Tell me what you drew to fix the other boxes." "What did you cross out?"



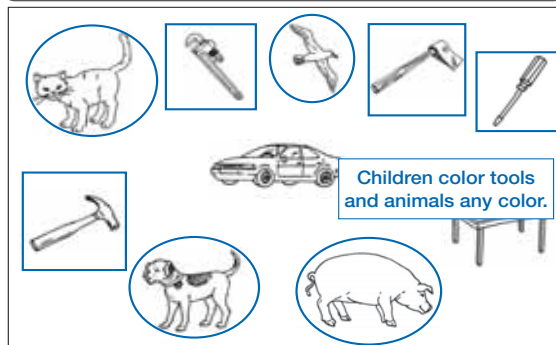
"Look at the objects connected by an orange line." "How are they the same?" Repeat for brown and yellow lines.
Side 2

LESSON 124 • SIDE 2

Lesson 125 Name _____



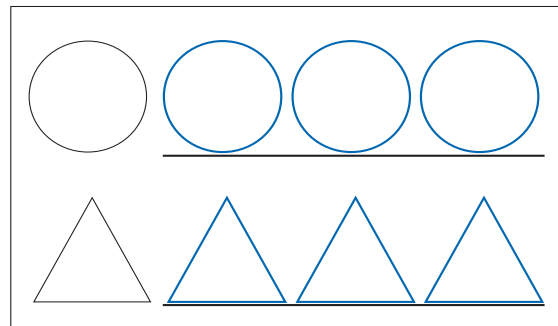
"Tell me where the yellow objects are." "Tell me where the red objects are." "Tell me where the brown object is."



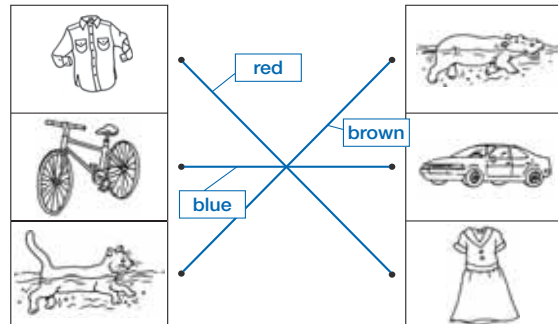
"What kind of objects did you circle?" "What kind of objects did you draw squares around?" "What objects are left over?"
Side 1

LESSON 125 • SIDE 1

Lesson 125 Name _____



"What shape did you draw on the top line?" "What shape did you draw on the bottom line?"

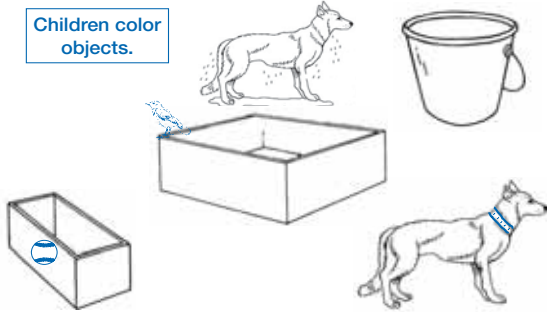


"Look at the objects connected by the brown line." "How are they the same?" Repeat for blue and red lines.
Side 2

LESSON 125 • SIDE 2

Lesson 126 Name _____


Children color objects.



"Is the box with a circle on it big?" "Is the dog that's wearing a collar wet?" "Does the box with a bird on it also have a circle on it?"

Children make up coloring rules for circle and triangle.

other objects: any color



"What rule did you make for the circles?" "What rule did you make for the triangles?"

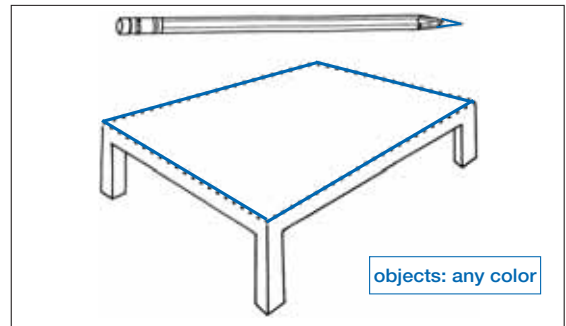
Side 1

LFL W01 D 121-140.000 11

2/19/07 6:06:09 PM

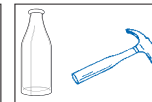

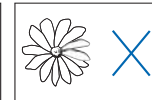

LESSON 126 • SIDE 1

Lesson 126 Name _____



objects: any color

"Which part of the pencil was missing?" "Which part of the table was missing?"



"What's in the top two boxes?" "Tell me what you drew to fix the other boxes." "What did you cross out?"

Side 2

LFL W01 D 121-140.000 12

2/19/07 6:06:12 PM

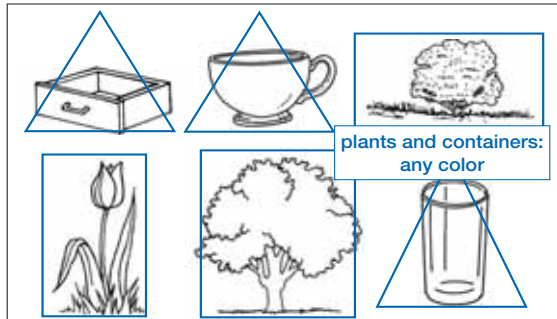
LESSON 126 • SIDE 2

Lesson 127 Name _____



tall trees: green
short trees: purple
other objects: any color

"What color are the tall trees?" "What color are the short trees?"



plants and containers:
any color

"What kind of objects did you draw rectangles around?" "What kind of objects did you draw triangles around?"

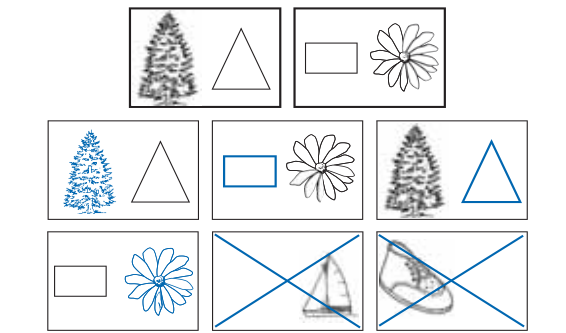
Side 1

LFL W01 D 121-140.000 13

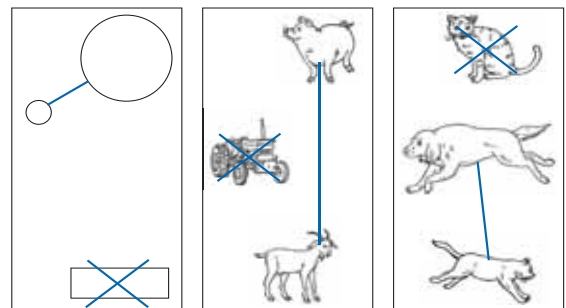
2/19/07 6:06:17 PM

LESSON 127 • SIDE 1

Lesson 127 Name _____



"What's in the top two boxes?" "Tell me what you drew to fix the other boxes." "What did you cross out?"



"What's the same about the connected objects in the first box?" "What did you cross out?" Repeat for second and third boxes.


Side 2

LFL W01 D 121-140.000 14

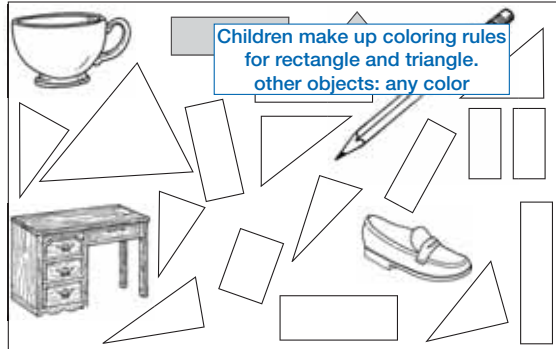
2/19/07 6:06:23 PM

LESSON 127 • SIDE 2

Lesson 128 Name _____



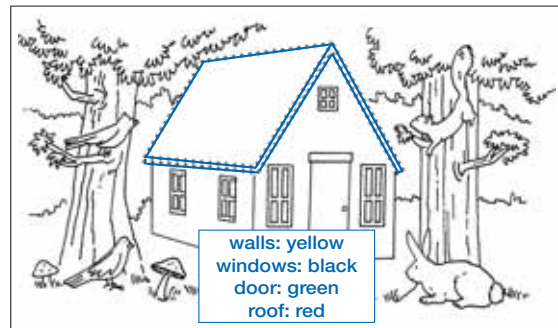
"Does the lumberjack wearing green pants have a long axe?" "Is the lumberjack with the black jacket wearing short boots?" "Does the lumberjack with brown boots have a long axe?"




"What rule did you make for the rectangles?" "What rule did you make for the triangles?"
Side 1

LESSON 128 • SIDE 1

Lesson 128 Name _____



"Tell me the parts of the house." "Which part was missing?"



"Where are the blue birds?" "How many birds are next to the car?" "Where are the red birds?"

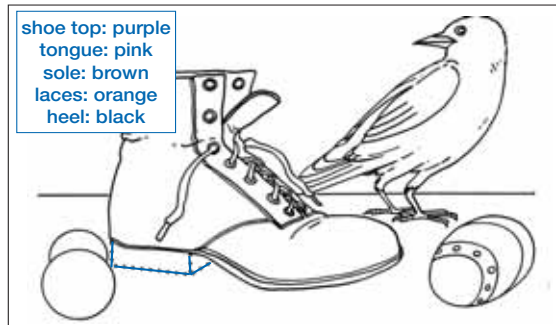
Side 2

LESSON 128 • SIDE 2

Lesson 129 Name _____



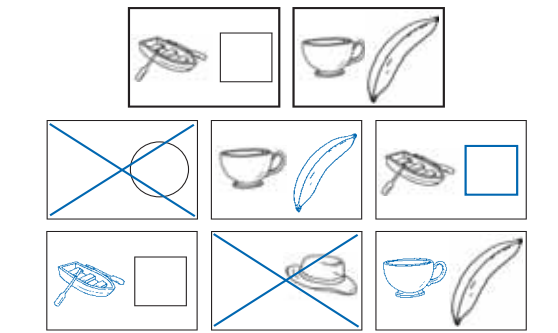
"What kind of objects did you color orange?" "What kind of objects did you color brown?"



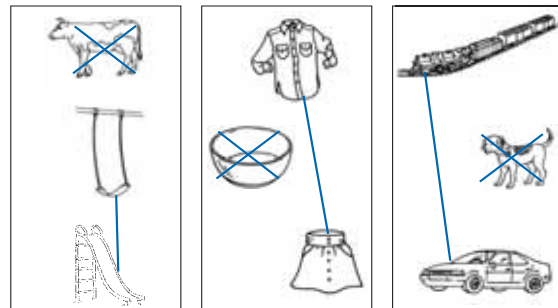
"Tell me the parts of the shoe." "Which part was missing?"
Side 1

LESSON 129 • SIDE 1

Lesson 129 Name _____



"What's in the top two boxes?" "Tell me what you drew to fix the other boxes." "What did you cross out?"




"What's the same about the connected objects in the first box?" "What did you cross out?" Repeat for second and third boxes.
Side 2


LESSON 129 • SIDE 2

Lesson 130 Name _____

taller animals: black
shorter animals: red



"What animals did you color black?" "What animals did you color red?"



Children color objects.

"What kind of objects did you circle?" "What kind of objects did you draw squares around?"

Side 1

LFL WEB ID 121-140.000 19


2/18/07 6:00:56 PM

LESSON 130 • SIDE 1

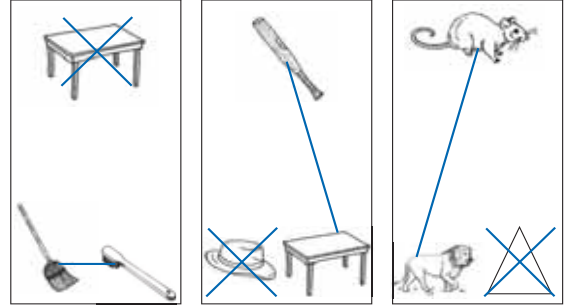
Lesson 130 Name _____

Children color the picture.

blue coat



"Is the firefighter wearing goggles dry?" "Is the firefighter wearing blue sitting on a short bench?" "Is the firefighter with an axe next to him wet?"



"What's the same about the connected objects in the first box?" "What did you cross out?" Repeat for second and third boxes.

Side 2

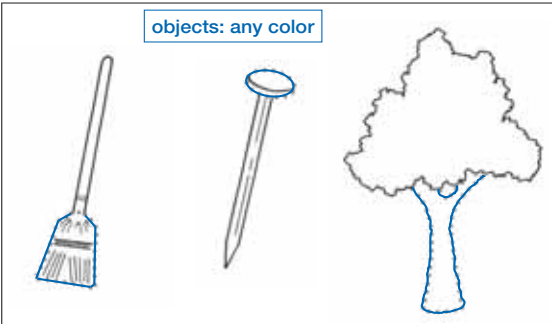
LFL WEB ID 121-140.000 20

2/18/07 6:07:05 PM

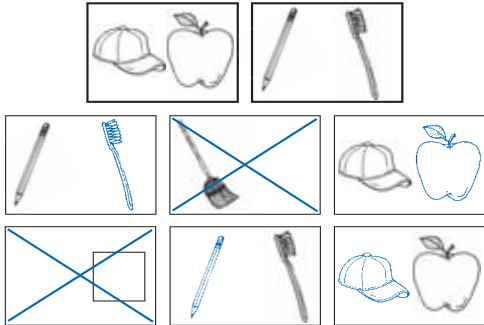
LESSON 130 • SIDE 2

Lesson 131 Name _____

objects: any color



"Show me the broom." "Which part did you draw?" Repeat for nail and tree.



"What's in the top two boxes?" "Tell me what you drew to fix the other boxes." "What did you cross out?"

Side 1

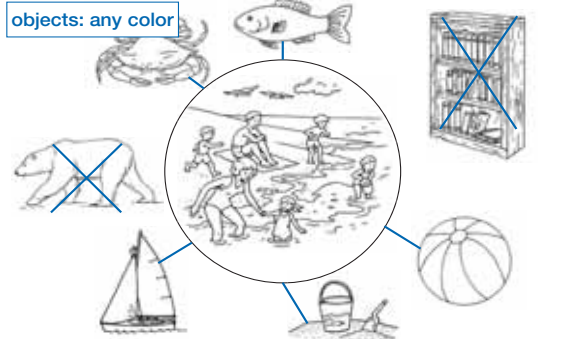
LFL WEB ID 121-140.000 21

2/18/07 6:07:14 PM

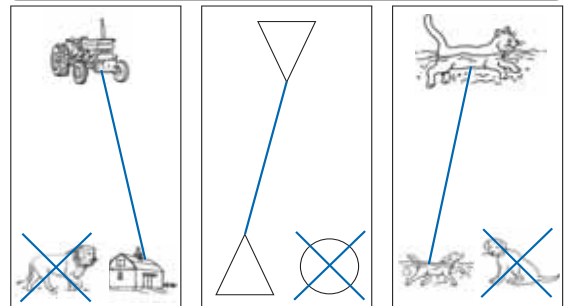
LESSON 131 • SIDE 1

Lesson 131 Name _____

objects: any color



"What's in the circle?" "Name the objects that belong in the circle." "Name the ones that don't belong."



"What's the same about the connected objects in the first box?" "What did you cross out?" Repeat for second and third boxes.

Side 2

LFL WEB ID 121-140.000 22

2/18/07 6:07:21 PM

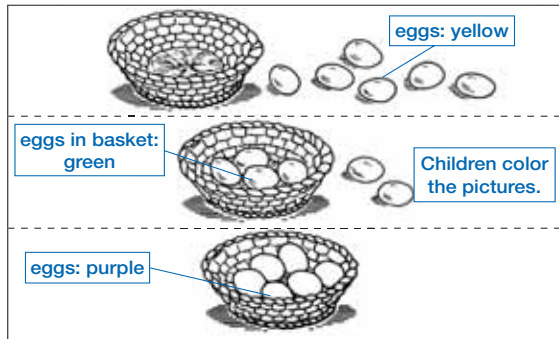
LESSON 131 • SIDE 2

Lesson 132 Name _____

smaller containers: yellow
 bigger containers: blue
 other objects: any color



"What did you color yellow?" "What did you color blue?"



eggs: yellow

eggs in basket: green

Children color the pictures.

eggs: purple

"Find the picture with some of the eggs in the basket." "Find the picture with all of the eggs in the basket."
 "Find the picture with none of the eggs in the basket."

Side 1


LFL WB D 121-140.000 23

21907 6:07:27 PM

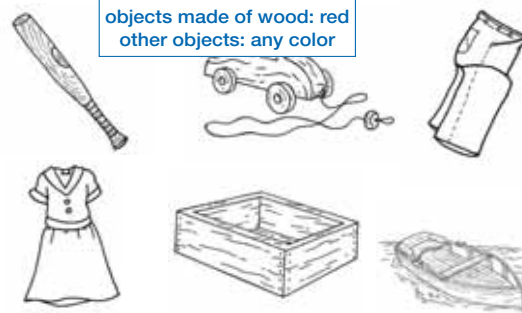
LESSON 132 • SIDE 1

Lesson 132 Name _____

rungs: purple
 back: brown
 legs: orange
 seat: pink



"Tell me the parts of the chair." "Which part was missing?"



objects made of wood: red
 other objects: any color

"What kind of objects did you color red?"

Side 2

LFL WB D 121-140.000 24

21907 6:07:40 PM

LESSON 132 • SIDE 2

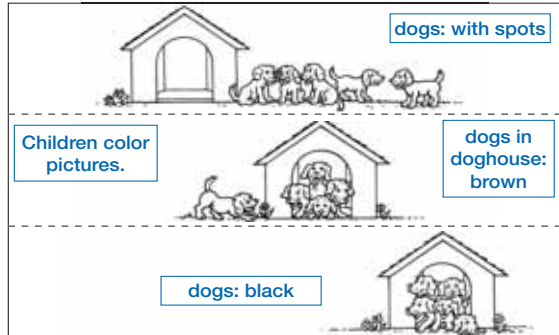
Lesson 133 Name _____

dogs: with spots

Children color pictures.


dogs in doghouse: brown

dogs: black



"Find the picture with all of the dogs in the doghouse." "Find the picture with none of the dogs in the doghouse."
 "Find the picture with some of the dogs in the doghouse."

bristles: yellow
 handle: black
 other objects: any color



"Which part of the broom did you draw?"

Side 1

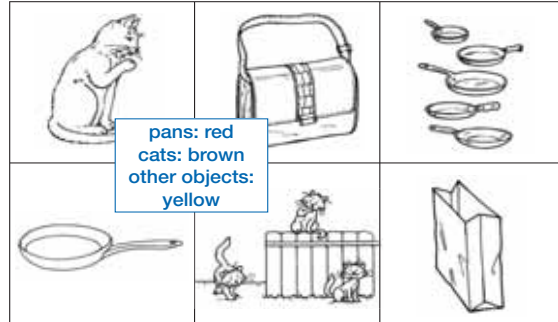
LFL WB D 121-140.000 25

21907 6:07:49 PM

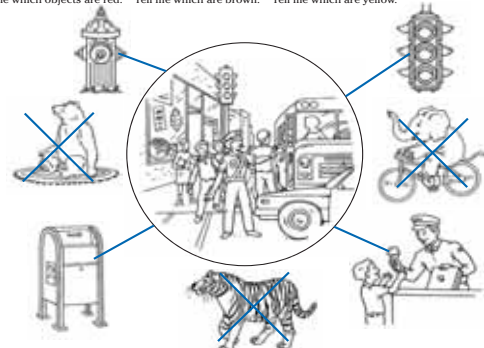
LESSON 133 • SIDE 1

Lesson 133 Name _____

pans: red
 cats: brown
 other objects: yellow



"Tell me which objects are red." "Tell me which are brown." "Tell me which are yellow."



"What's in the circle?" "Name the objects that belong in the circle." "Name the ones that don't belong."

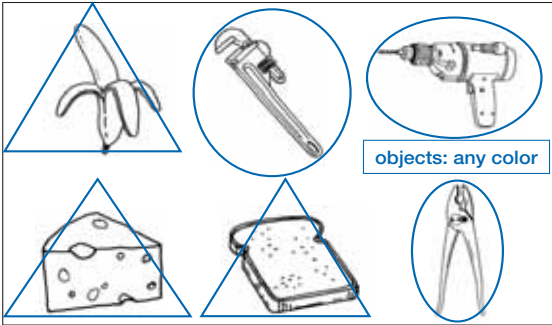
Side 2

LFL WB D 121-140.000 26


62207 2:06:49 PM

LESSON 133 • SIDE 2

Lesson 134 Name _____



"What kind of objects did you draw triangles around?" "What kind of objects did you circle?"



"Tell me the parts of the wagon." "Which part of the wagon was missing?"

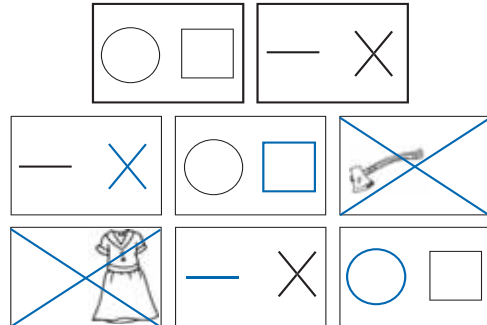
Side 1

LFL WB 0 121-140-0000 27

2/18/07 6:08:12 PM

LESSON 134 • SIDE 1

Lesson 134 Name _____



"What's in the top two boxes?" "Tell me what you drew to fix the other boxes." "What did you cross out?"



"What kind of objects are pink?" "What are the other objects?"

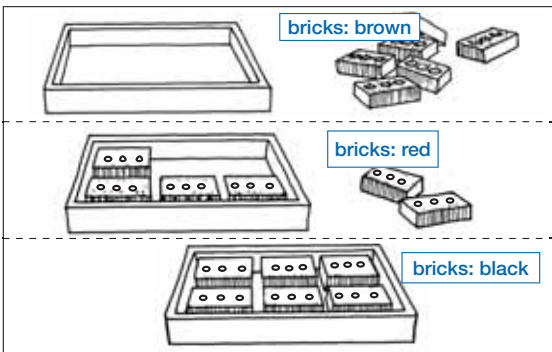
Side 2

LFL WB 0 121-140-0000 28


2/18/07 6:08:21 PM

LESSON 134 • SIDE 2

Lesson 135 Name _____



"Find the picture with some of the bricks in the box." "Find the picture with none of the bricks in the box." "Find the picture with all of the bricks in the box."



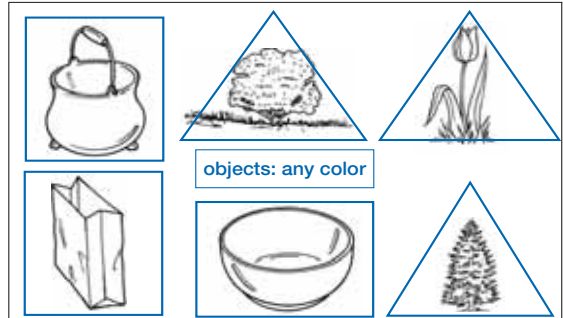
"Tell me which objects are blue." "Tell me which objects are brown." "Tell me which objects are green."

Side 1

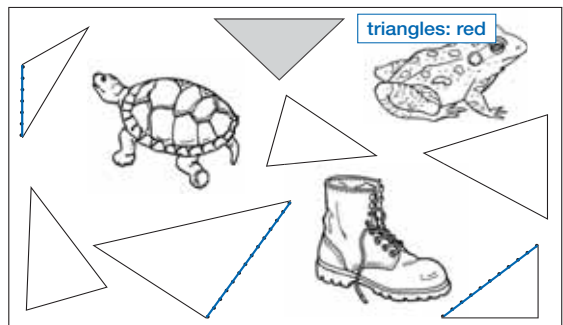
Copyright ©SRAMcGraw-Hill

LESSON 135 • SIDE 1

Lesson 135 Name _____



"What kind of objects did you draw triangles around?" "What kind of objects did you draw rectangles around?"



"Show me the triangles that you finished." "What color are they?"

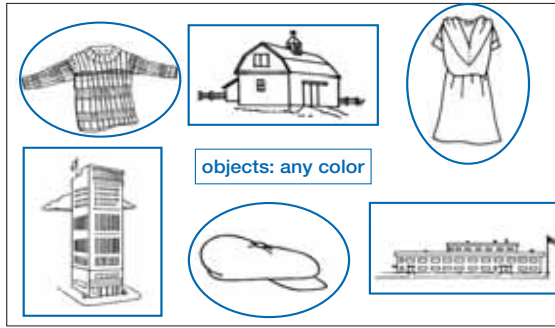
Side 2

LFL WB 0 121-140-0000 29

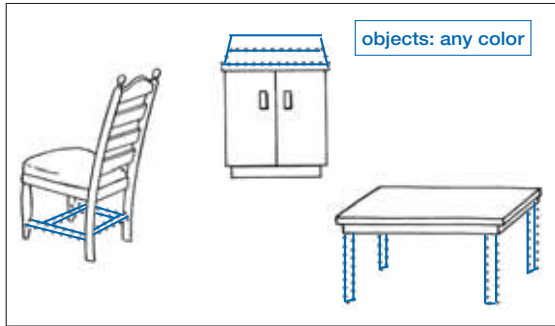
2/18/07 6:08:37 PM

LESSON 135 • SIDE 2

Lesson 136 Name _____



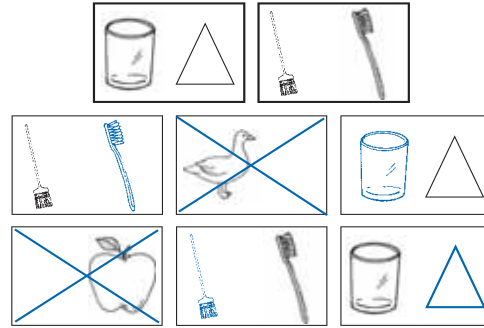
"What kind of objects did you circle?" "What kind of objects did you draw rectangles around?"



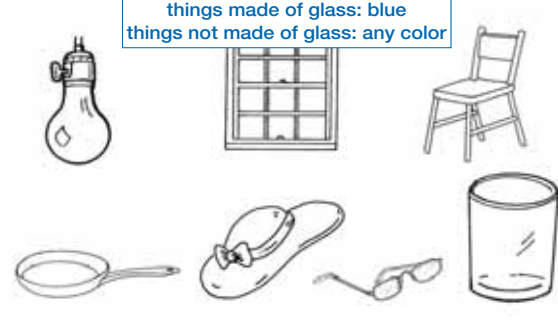
For each object, ask, "What is this?" "Which part was missing?"
Side 1

LESSON 136 • SIDE 1

Lesson 136 Name _____




"What's in the top two boxes?" "Tell me what you drew to fix the other boxes." "What did you cross out?"



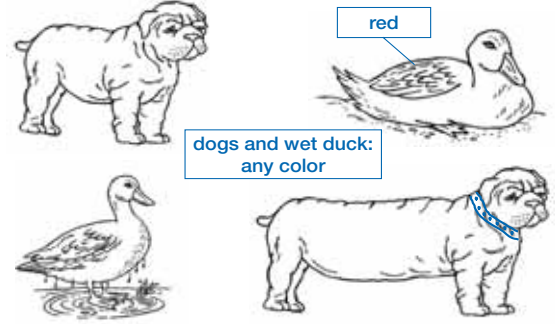
"What kind of objects did you color blue?" "What are the other objects?"
Side 2

LESSON 136 • SIDE 2

Lesson 137 Name _____



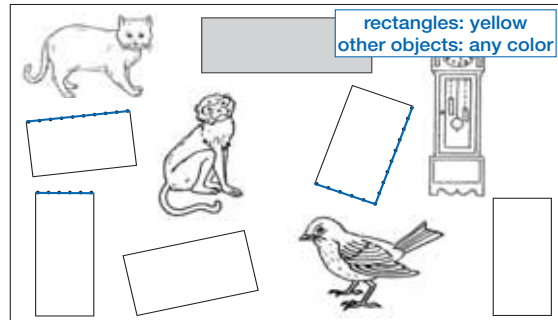
"Are all of the eggs in the basket?" "Are some of the eggs broken?" "Are all of the cats yellow?"



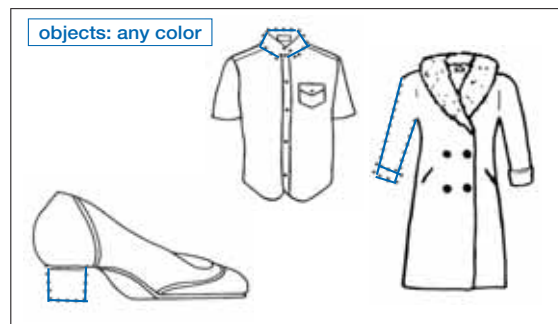
"Is the red duck wet?" "Is the dog with a collar short?"
Side 1

LESSON 137 • SIDE 1

Lesson 137 Name _____



"Show me the rectangles that you finished." "What color are they?"



For each object, ask, "What is this?" "Which part was missing?"
Side 2

LESSON 137 • SIDE 2

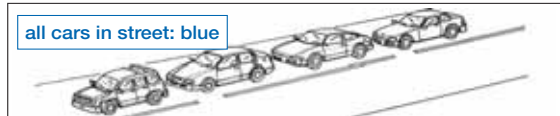
Lesson 138 Name _____



objects: any color



"Is the object that's crossed out cold?" "Is the object with ice in it full?"



"Find the picture with all of the cars in the street." "Find the picture with some of the cars in the street." "Find the picture with none of the cars in the street."
Side 1

Copyright ©SRM McGraw-Hill

LFL W01 D 121-140.000 26

2/18/07 6:09:21 PM

LESSON 138 • SIDE 1


Lesson 138 Name _____



things made of leather: brown
things not made of leather: any color



"What kind of objects are brown?" "What are the other objects?"



"What place is in the picture?" "What did you color black?" "What did you color brown?" "What did you color blue?"
Side 2

Copyright ©SRM McGraw-Hill

LFL W01 D 121-140.000 26

2/18/07 6:09:20 PM

LESSON 138 • SIDE 2

Lesson 139 Name _____



some kittens not in box: black
all kittens in box: brown
puppies: not black



"Are some of the kittens black?" "Are they in the box?" "Are all of the kittens brown?" "Are they next to the box?" "Are all of the puppies black?"



Children color faces.



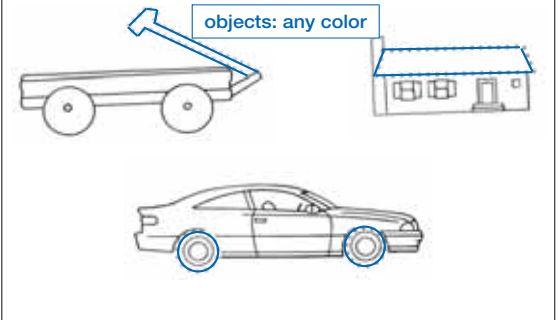
"Are the men sad?" "Are the women happy?"
Side 1

Copyright ©SRM McGraw-Hill

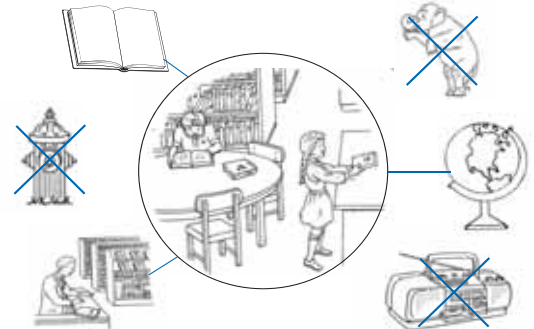
LFL W01 D 121-140.000 26

LESSON 139 • SIDE 1

Lesson 139 Name _____



For each object, ask, "What is this?" "Which part was missing?"



"What's in the circle?" "Name the objects that belong in the circle." "Name the ones that don't belong."
Side 2

Copyright ©SRM McGraw-Hill

LFL W01 D 121-140.000 26

2/18/07 6:09:23 PM

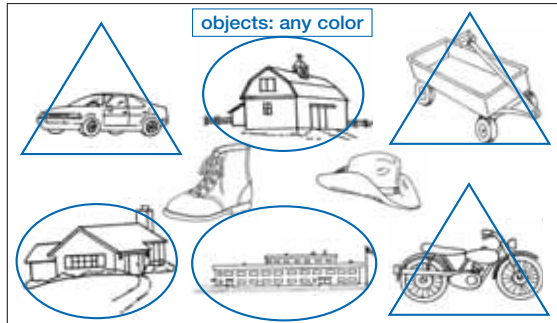
LESSON 139 • SIDE 2

Lesson 140 Name _____

Children color children.



"Are the big children happy?" "Do the small children have their mouths closed?"



"What kind of objects did you circle?" "What kind of objects did you draw triangles around?" "What are the other objects?"

Side 1

LFL W00 D 121-140.000 39

2/19/07 6:10:05 PM

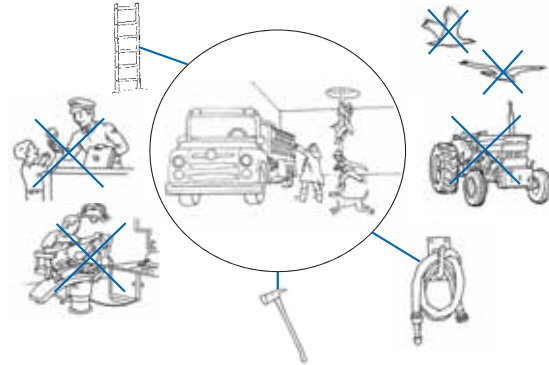
LESSON 140 • SIDE 1

Lesson 140 Name _____

some animals not on car: brown
all puppies: wearing glasses
all pigs: wearing hats



"Which pigs are wearing hats?" "Which animals are brown?" "Which puppies are wearing glasses?"



"What's in the circle?" "Name the objects that belong in the circle." "Name the objects that don't belong."

Side 2

LFL W00 D 121-140.000 40

2/19/07 6:10:13 PM

LESSON 140 • SIDE 2

Lesson 141 Name _____


containers under table: green
containers on table: black
other objects: any color



"What color are the containers that are under the table?" "What color are the containers that are on the table?" "What else is in the picture?"

Children color pictures.

ducks: blue



ducks in pond: green

ducks: yellow

"Find the picture with some of the ducks in the pond." "Find the picture with none of the ducks in the pond." "Find the picture with all of the ducks in the pond."

Side 1

LFL W00 D 141-120.000 1

2/19/07 6:21:14 PM

LESSON 141 • SIDE 1

Lesson 141 Name _____

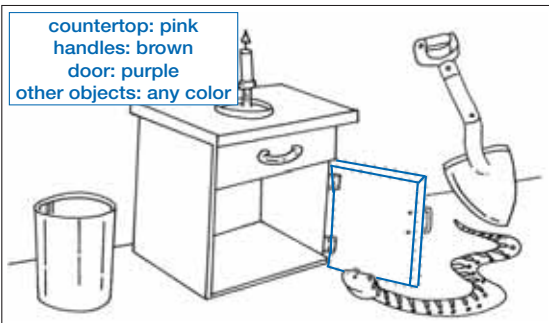
Children color room.

black



"Is the black door open?" "Is the broken window closed?"

countertop: pink
handles: brown
door: purple
other objects: any color



"Tell me the parts of the cabinet." "Which part was missing?"

Side 2


LFL W00 D 141-120.000 2

2/19/07 6:22:07 PM

LESSON 141 • SIDE 2


Lesson 142 Name _____

goat and dog: black
turtle: brown



"Are any of the black animals small?" "Is the brown animal fast?" "Are the slow animals wearing hats?"

handle: yellow
wheels: black
wagon body: red
other objects: any color



"Tell me the parts of the wagon." "Which part was missing?"

Side 1

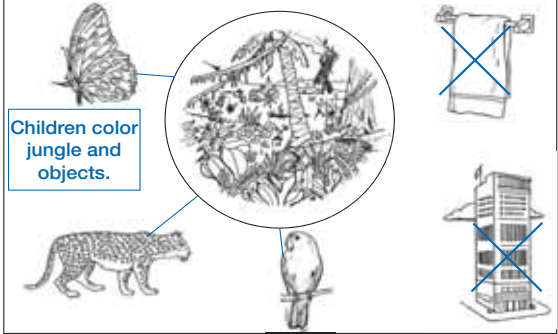
LFL W01 D 141-100.000 3

2/19/07 6:22:22 PM

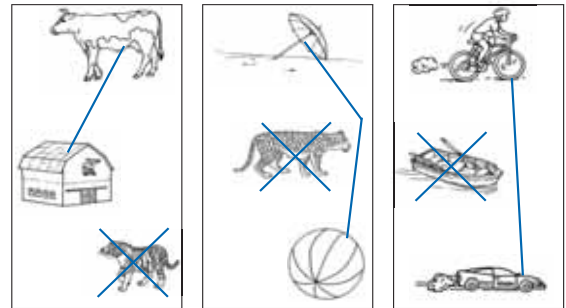
LESSON 142 • SIDE 1

Lesson 142 Name _____

Children color
jungle and
objects.



"What's in the circle?" "Name the objects that belong in the circle." "Name the objects that don't belong."



"What's the same about the connected objects in the first box?" "What did you cross out?" Repeat for second and third boxes.

Side 2

LFL W01 D 141-100.000 4

Copyright ©SRM McGraw-Hill

2/19/07 6:22:34 PM

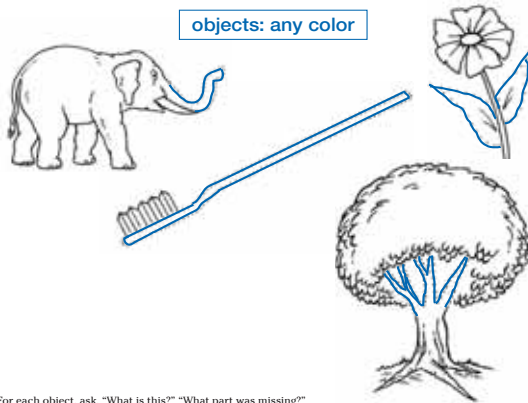
LESSON 142 • SIDE 2

Lesson 143 Name _____



"Are the wet boys sad?" "Are the dry boys happy?"

objects: any color



For each object, ask, "What is this?" "What part was missing?"

Side 1


LFL W01 D 141-100.000 5

2/19/07 6:22:52 PM

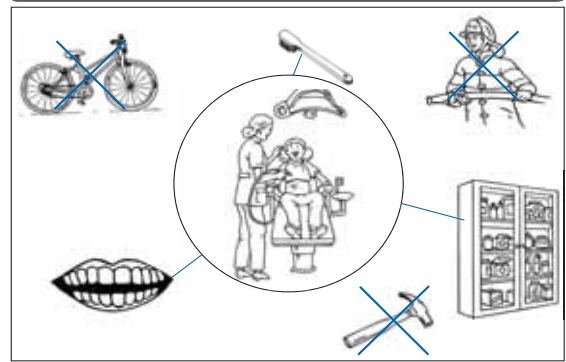
LESSON 143 • SIDE 1

Lesson 143 Name _____

shoes, hat, shirt, pants: green



"What kind of objects did you color green?" "What kind of objects did you circle?"



"What's in the circle?" "Name the objects that belong in the circle." "Name the objects that don't belong."

Side 2

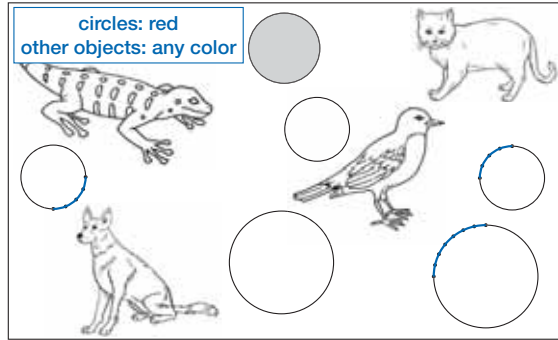
LFL W01 D 141-100.000 6

Copyright ©SRM McGraw-Hill

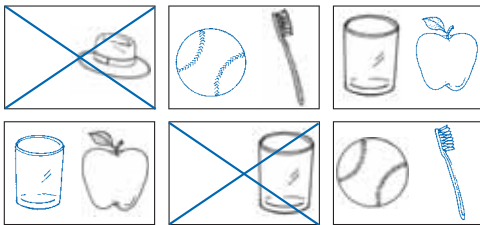
2/19/07 6:23:02 PM

LESSON 143 • SIDE 2

Lesson 144 Name _____



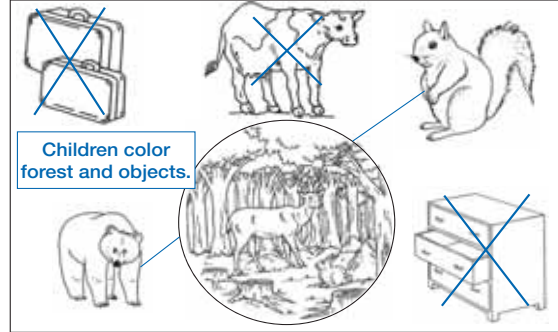
"Show me the circles that you finished." "What color are they?"



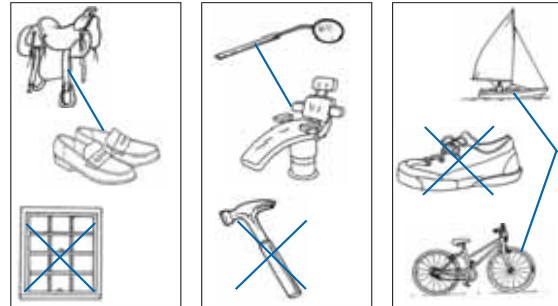
"What's in the top two boxes?" "Tell me what you drew to fix the other boxes." "What did you cross out?"
Side 1

LESSON 144 • SIDE 1

Lesson 144 Name _____




"What's in the circle?" "Name the objects that belong in the circle." "Name the ones that don't belong."




"What's the same about the connected objects in the first box?" "What did you cross out?" Repeat for second and third boxes.
Side 2

LESSON 144 • SIDE 2

Lesson 145 Name _____



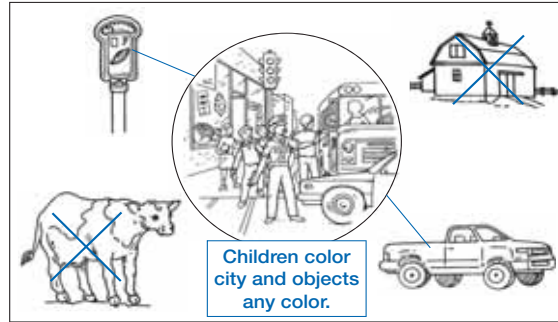
"Tell me the parts of the coat." "Which part was missing?"



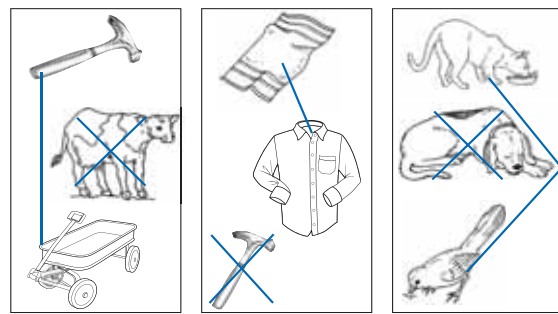
"What kind of objects are brown?" "What did you cross out?"
Side 1

LESSON 145 • SIDE 1

Lesson 145 Name _____



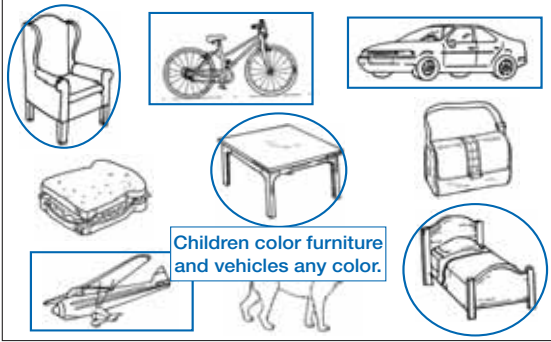
"What's in the circle?" "Name the objects that belong in the circle." "Name the ones that don't belong."



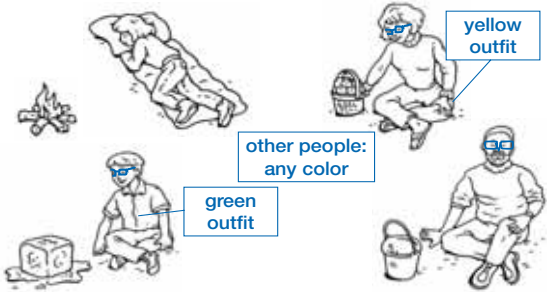
"What's the same about the connected objects in the first box?" "What did you cross out?" Repeat for second and third boxes.
Side 2

LESSON 145 • SIDE 2

Lesson 146 Name _____



"What kind of objects did you circle?" "What kind of objects did you draw rectangles around?" "What objects are left over?"



"Is the person wearing green sitting next to something hot?" "Is the person wearing yellow next to a container that's empty?" "Are the people wearing glasses asleep?"

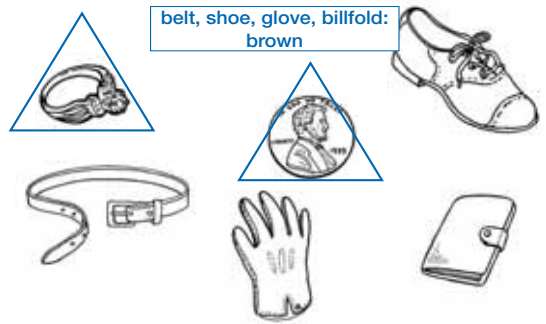
Side 1

LFL W01 D 141-100.000 11

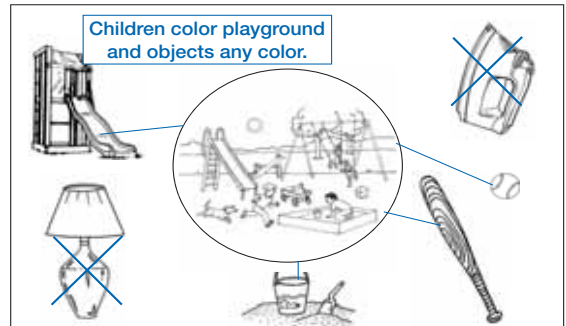
2/19/07 6:04:30 PM

LESSON 146 • SIDE 1

Lesson 146 Name _____



"What kind of objects are brown?" "What kind of objects did you draw triangles around?"



"What's in the circle?" "Name the objects that belong in the circle." "Name the ones that don't belong."

Side 2


LFL W01 D 141-100.000 12

Copyright ©SRM, McGraw-Hill

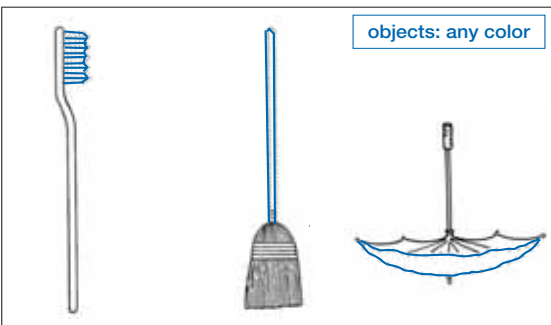
2/19/07 6:04:40 PM

LESSON 146 • SIDE 2

Lesson 147 Name _____



"What kind of animals are black?" "What are some of the birds holding?" "What are all of the monkeys wearing?"



For each object, ask, "What is this?" "Which part was missing?"

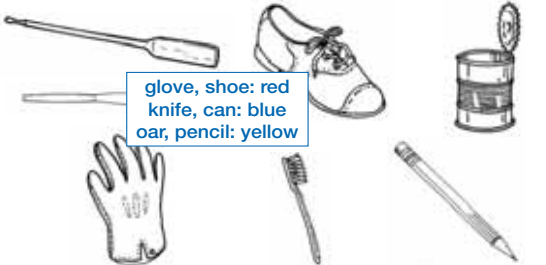
Side 1

LFL W01 D 141-100.000 13

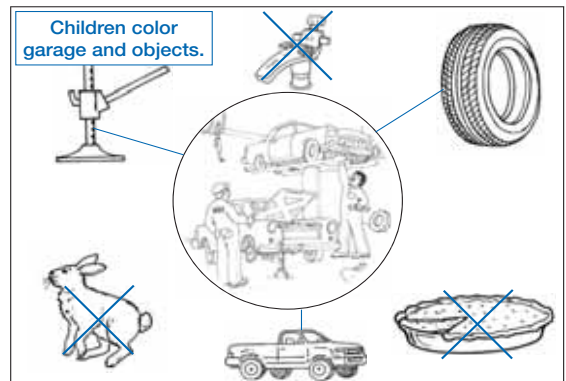
2/19/07 6:04:52 PM

LESSON 147 • SIDE 1

Lesson 147 Name _____



"What kind of objects are red?" "What kind of objects are blue?" "What kind of objects are yellow?"



"What's in the circle?" "Name the objects that belong in the circle." "Name the ones that don't belong."

Side 2

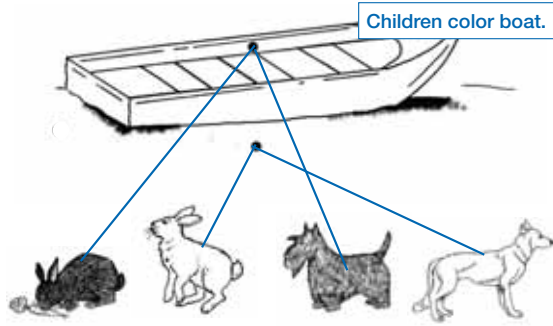
LFL W01 D 141-100.000 14

Copyright ©SRM, McGraw-Hill

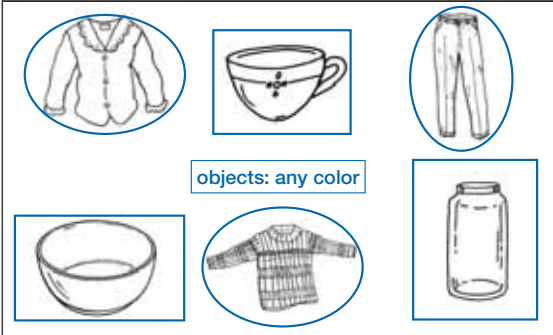
2/19/07 6:25:02 PM

LESSON 147 • SIDE 2

Lesson 148 Name _____



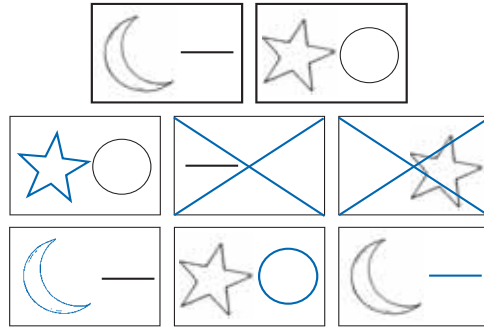
"Where do the white animals go?" "Where do the black ones go?"



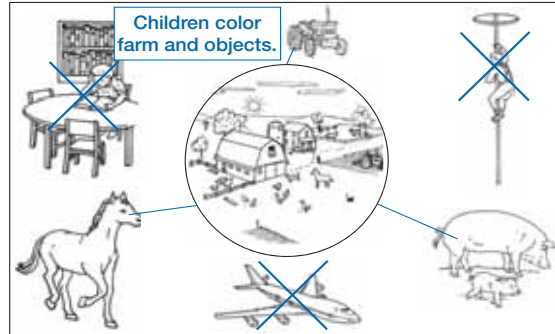
"What kind of objects did you circle?" "What kind of objects did you draw rectangles around?"
Side 1

LESSON 148 • SIDE 1

Lesson 148 Name _____




"What's in the top two boxes?" "Tell me what you drew to fix the other boxes." "What did you cross out?"



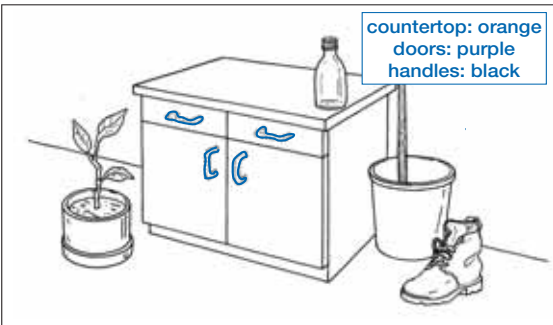
"What's in the circle?" "Name the objects that belong in the circle." "Name the ones that don't belong."
Side 2

LESSON 148 • SIDE 2

Lesson 149 Name _____



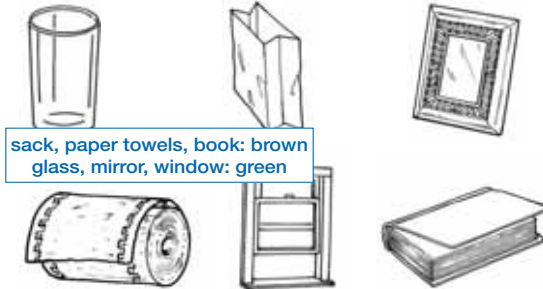
"Are all the blue animals in boats?" "Are all the red animals in boats?" "Are some of the animals with long whiskers wet?"



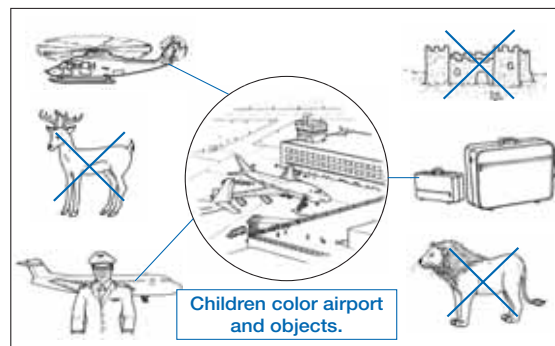
"Tell me the parts of the cabinet." "Which part was missing?"
Side 1

LESSON 149 • SIDE 1

Lesson 149 Name _____




"What kind of objects are brown?" "What kind of objects are green?"



"What's in the circle?" "Name the objects that belong in the circle." "Name the ones that don't belong."
Side 2

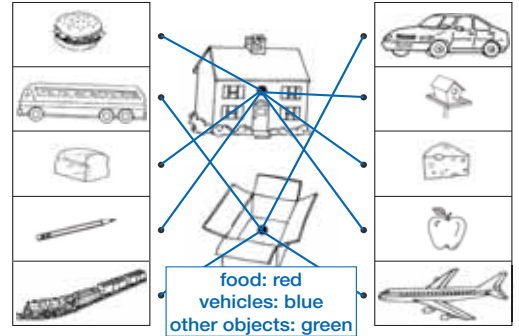
LESSON 149 • SIDE 2

Lesson 150 Name _____



Children draw lines to show
 elephant and tiger: in back of truck
 cow and horse: on top of truck
 all other animals: next to truck

"Tell me which animals go in back of the truck." "Tell me which animals go on top of the truck." "Where do the other animals go?" "What are they?"



food: red
 vehicles: blue
 other objects: green


"Are the objects in the building big?" "Are the objects in the container small?"
Side 1

LFL W01 D 141-100.000 19

2/19/07 6:26:00 PM

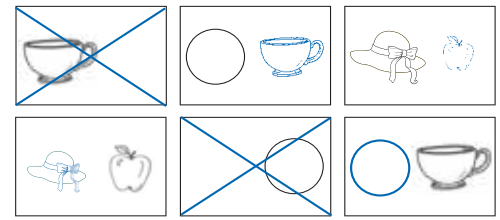
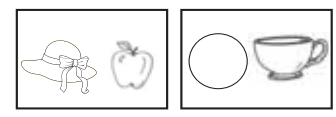
LESSON 150 • SIDE 1

Lesson 150 Name _____



some cats: black
 vehicles: red
 elephant: wet

"Is the wet animal small?" "What kind of objects are red?" "Are the black animals big?"



"What's in the top two boxes?" "Tell me what you drew to fix the other boxes." "What did you cross out?"
Side 2

LFL W01 D 141-100.000 20

2/19/07 6:26:12 PM

LESSON 150 • SIDE 2

