

SRA
**Reading
Mastery**
Signature Edition

Language Arts Answer Key
Grade 1

Siegfried Engelmann
Jean Osborn
Karen Lou Seitz Davis



Columbus, OH

SRAonline.com



Copyright © 2008 by SRA/McGraw-Hill.

All rights reserved. No part of this publication may be reproduced or distributed in any form or by any means, or stored in a database or retrieval system, without the prior written consent of The McGraw-Hill Companies, Inc., including, but not limited to, network storage or transmission, or broadcast for distance learning.

Printed in the United States of America.

Send all inquiries to this address:
SRA/McGraw-Hill
4400 Easton Commons
Columbus, OH 43219

ISBN: 978-0-07-612488-6
MHID: 0-07-612488-6

2 3 4 5 6 7 8 9 MAZ 13 12 11 10 09 08 07

Name _____


1



© SRA/McGraw-Hill. All rights reserved.

Lesson 1 Side 1

1



Side 2 Lesson 1

© SRA/McGraw-Hill. All rights reserved.

1

Name _____

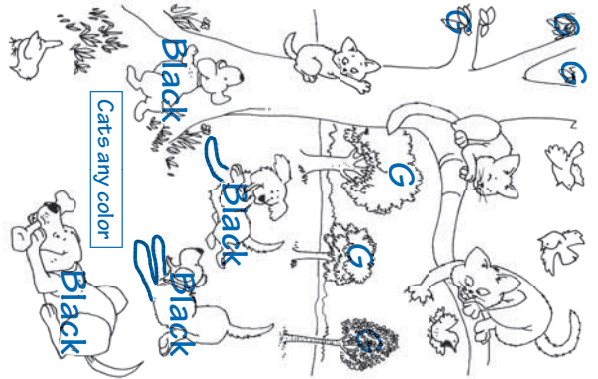
2



© SRA/McGraw-Hill. All rights reserved.

Lesson 2 Side 1

2




Side 2 Lesson 2

© SRA/McGraw-Hill. All rights reserved.

Name _____

3

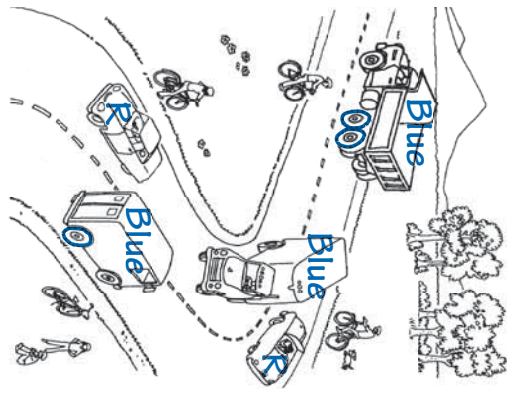
Children color the birds various colors: red, yellow, brown, and spotted.



© SRA/McGraw-Hill. All rights reserved.


Lesson 3 Side 1

3



Side 2 Lesson 3

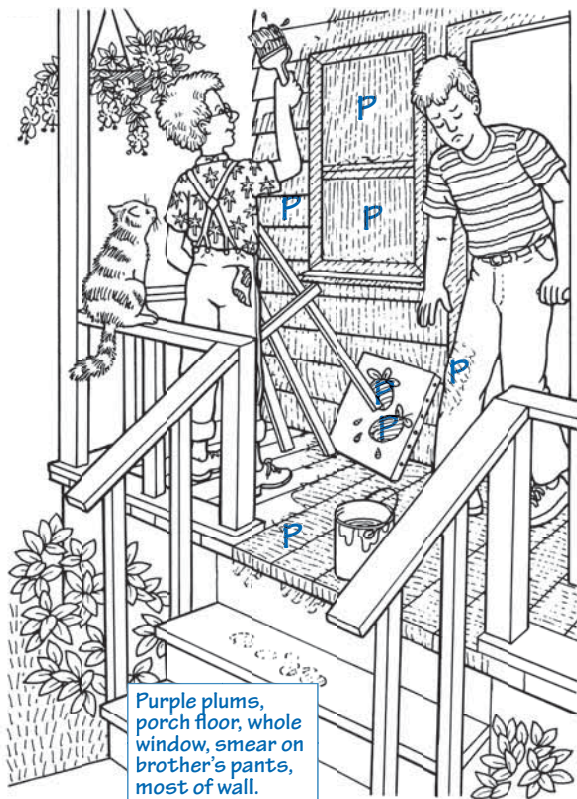
© SRA/McGraw-Hill. All rights reserved.



2

Name _____

4

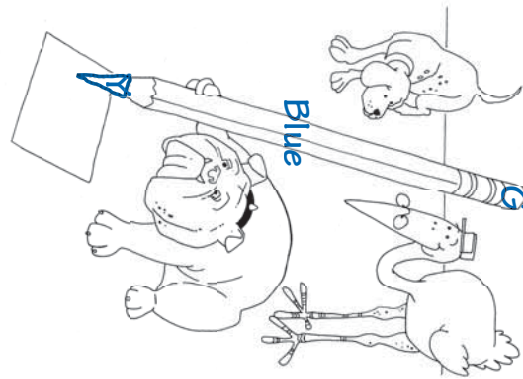


Purple plums, porch floor, whole window, smear on brother's pants, most of wall.

© SRA/McGraw-Hill. All rights reserved.

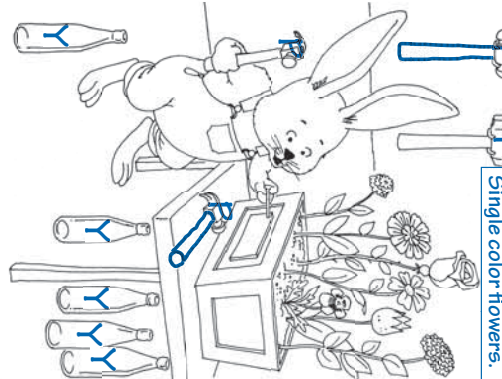
Lesson 4 Side 1

4



Side 2 Lesson 4

© SRA/McGraw-Hill. All rights reserved.




Purple hammers.

Single color flowers.

Name _____

5




Yellow fish.

Green frog.

© SRA/McGraw-Hill. All rights reserved.

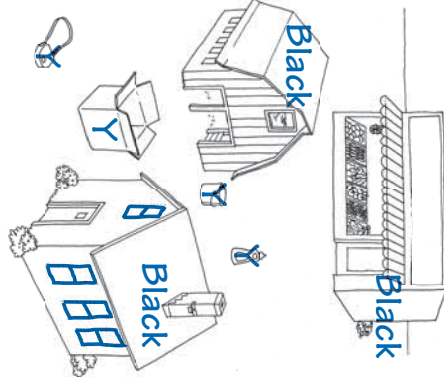
Lesson 5 Side 1

5



Blue frame.

Yellow containers.



© SRA/McGraw-Hill. All rights reserved.

Side 2 Lesson 5

3

Name _____

6

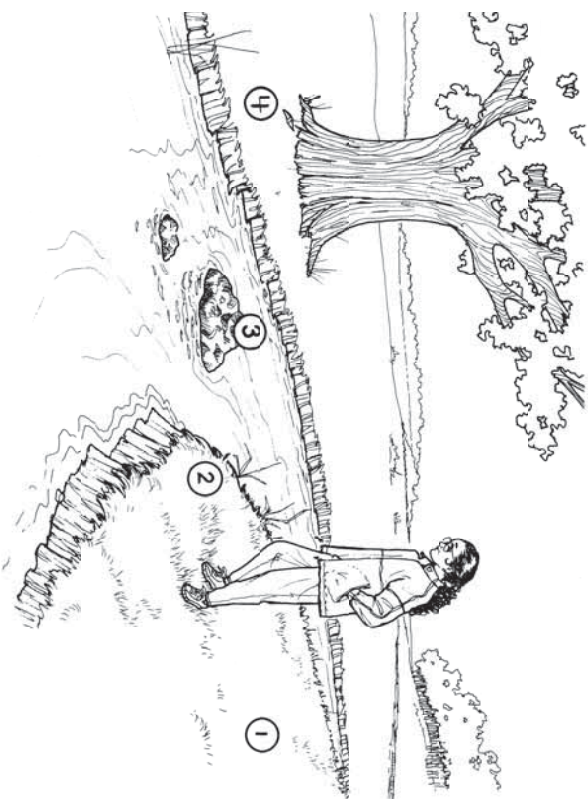


© SRA/McGraw-Hill. All rights reserved.

Lesson 6

Name _____

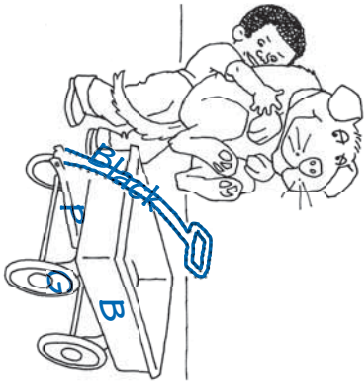
7



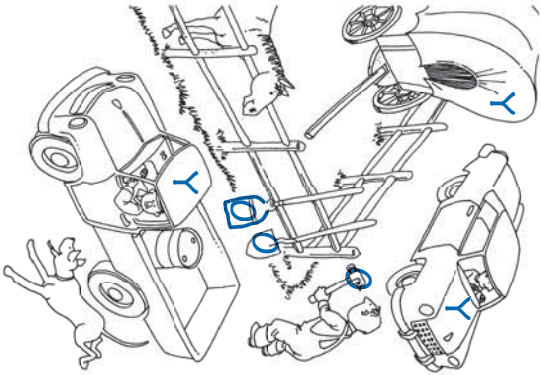
© SRA/McGraw-Hill. All rights reserved.

Lesson 7 Side 1

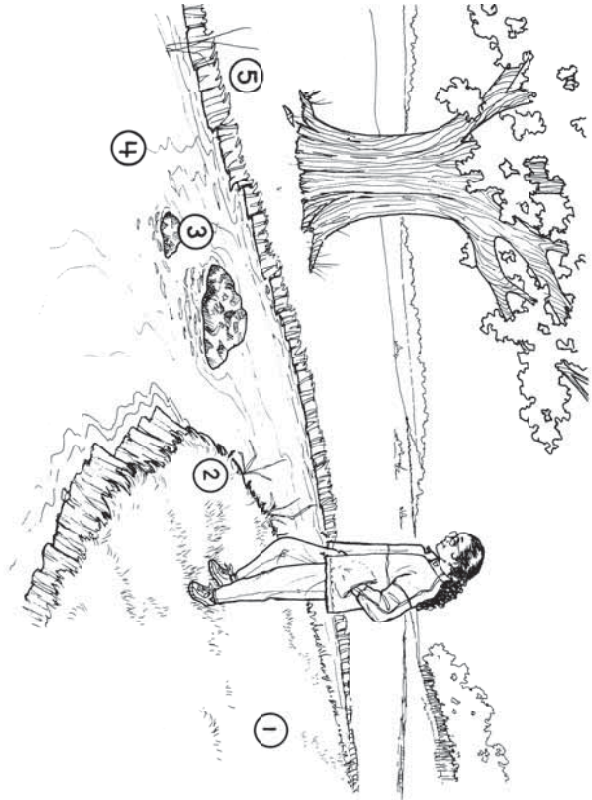
purple frame



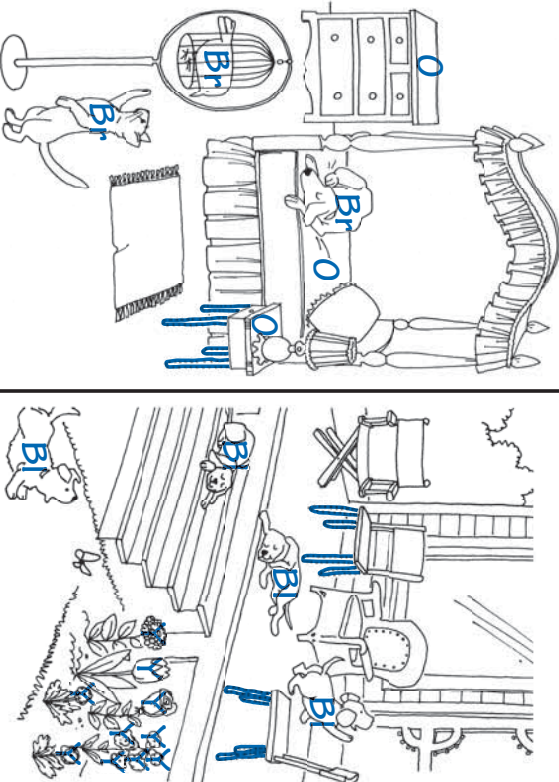
orange tools



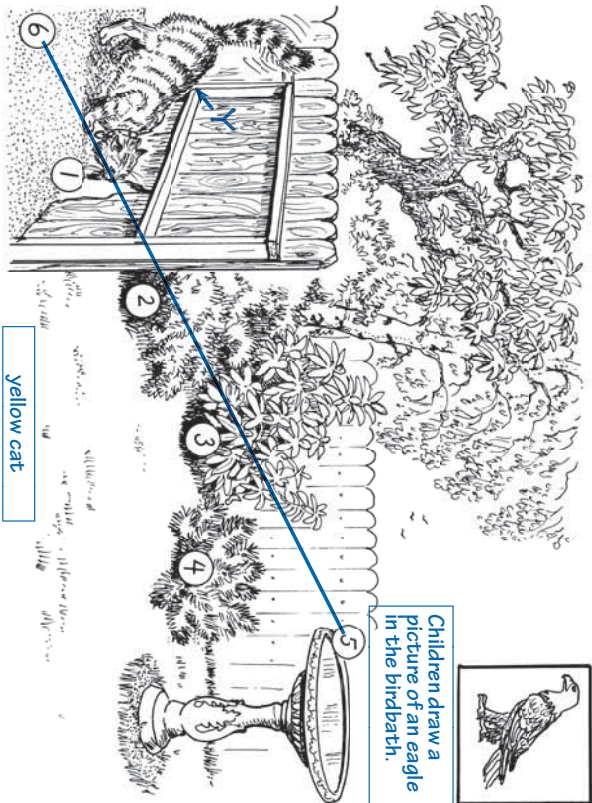
Name _____



yellow flowers



Name _____

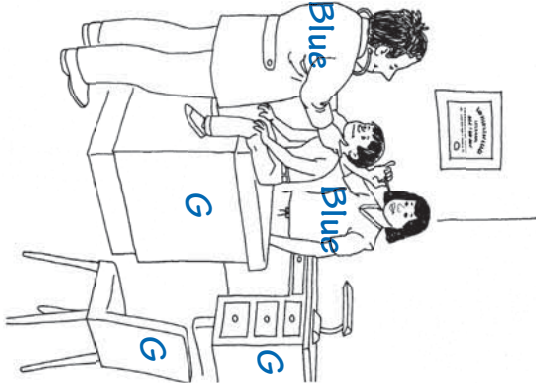
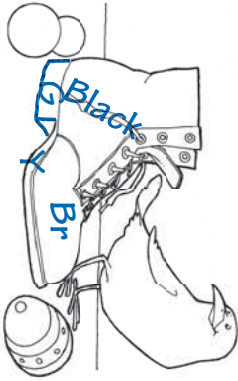


yellow cat

Children draw a picture of an eagle in the birdbath.

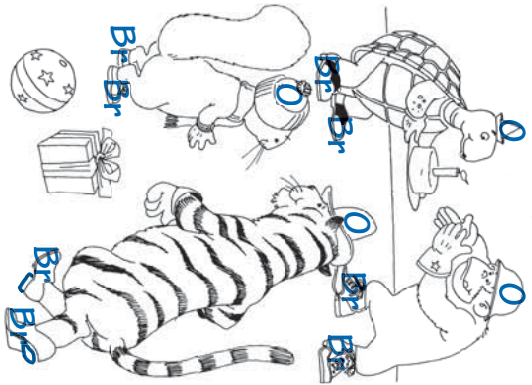


yellow sole

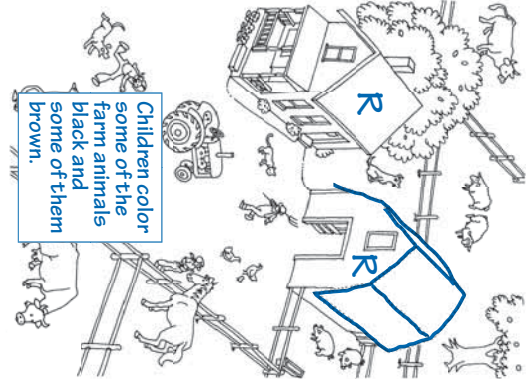


Name _____

brown shoes
single color gloves

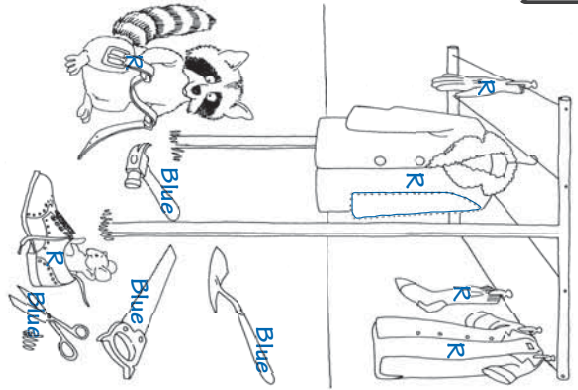


Children color some of the farm animals black and some of them brown.

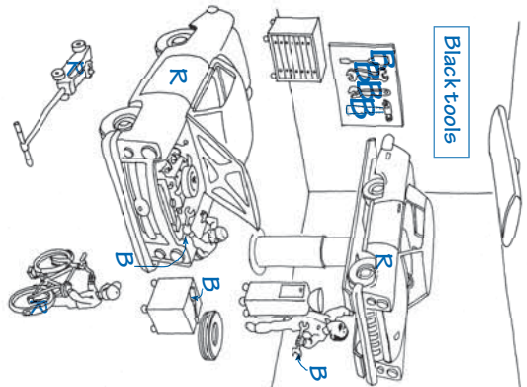


Name _____

Optional: Child colors objects 1-4 pink.



Black tools





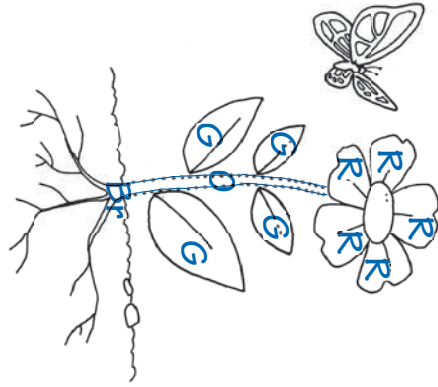
Yellow teeth on smaller wet rat.

Y

Gray

Lesson 12 Side 1

© SRA/McGraw-Hill. All rights reserved.



Side 2 Lesson 12

© SRA/McGraw-Hill. All rights reserved.

6



Optional: Child colors objects 1-4 purple.

PIRATES

1

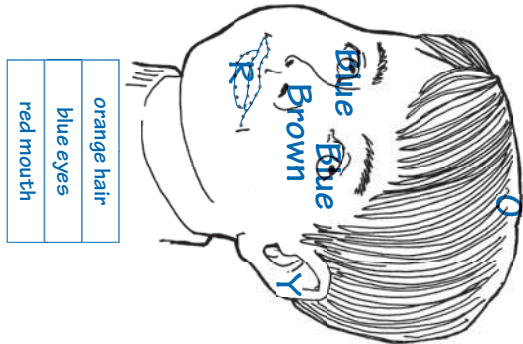
4

2

3

Lesson 13 Side 1

© SRA/McGraw-Hill. All rights reserved.



orange hair
blue eyes
red mouth

R

B

B

Blue

Brown

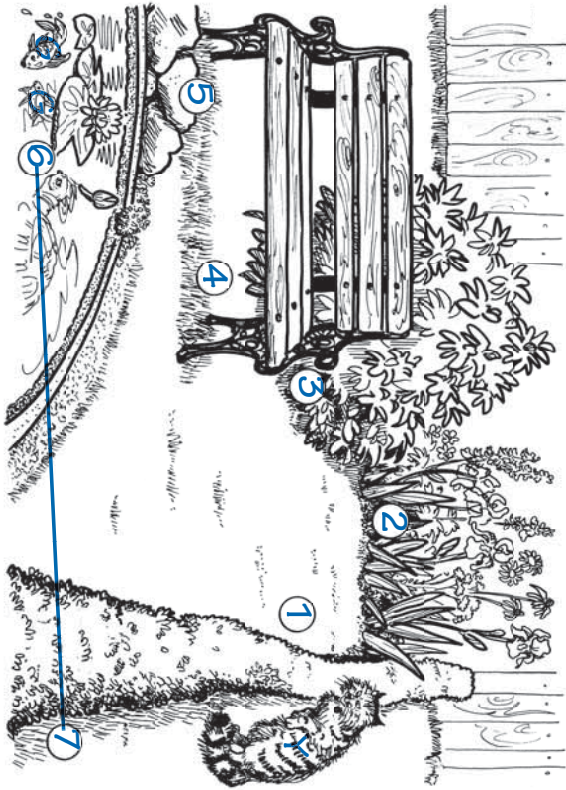
Y

Side 2 Lesson 13

© SRA/McGraw-Hill. All rights reserved.

Name _____

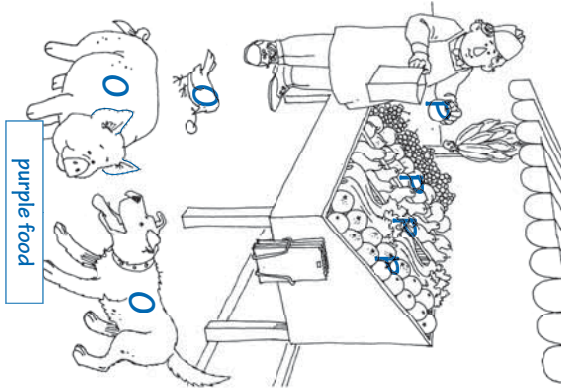
14



© SRA/McGraw-Hill. All rights reserved.

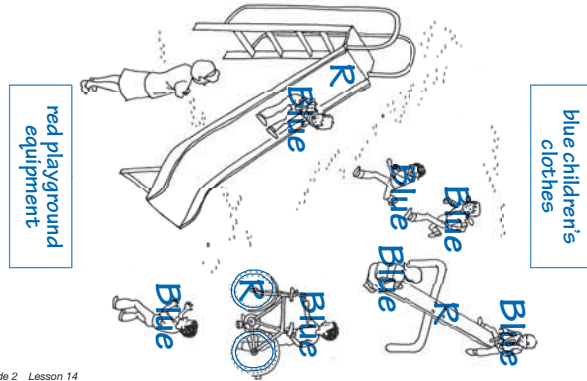
Lesson 14 Side 1

14



purple food

Side 2 Lesson 14



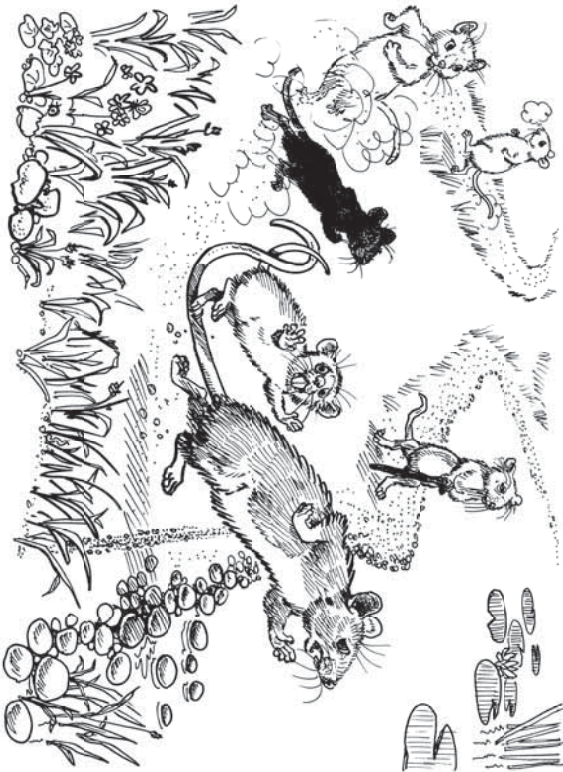
red playground equipment

blue children's clothes

© SRA/McGraw-Hill. All rights reserved.

Name _____

15

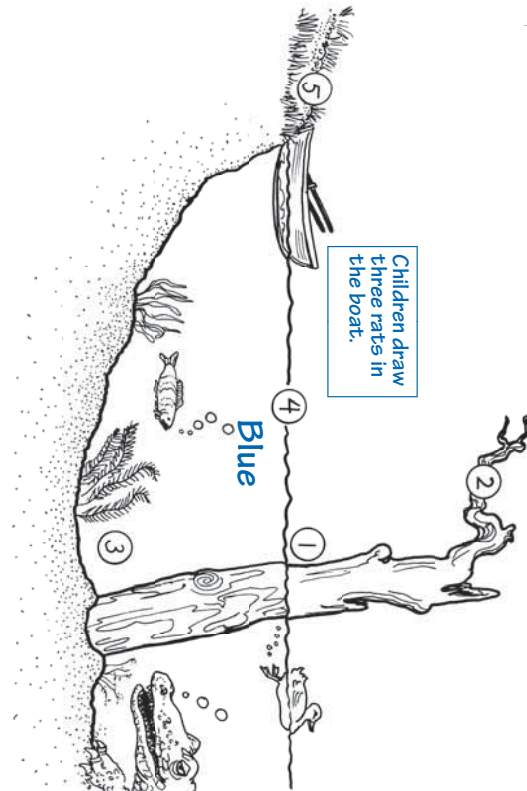


© SRA/McGraw-Hill. All rights reserved.

Lesson 15

Name _____

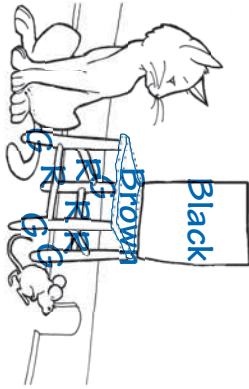
16



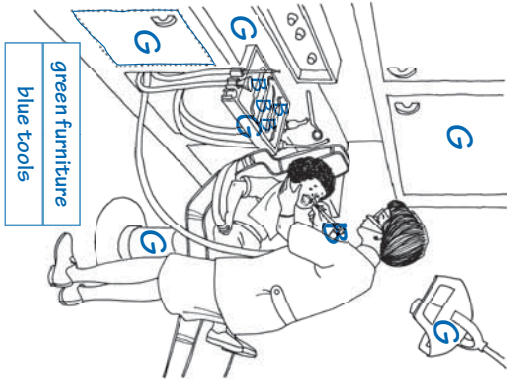
Children draw three rats in the boat.

© SRA/McGraw-Hill. All rights reserved.

Lesson 16 Side 1



red chair rungs
green chair legs



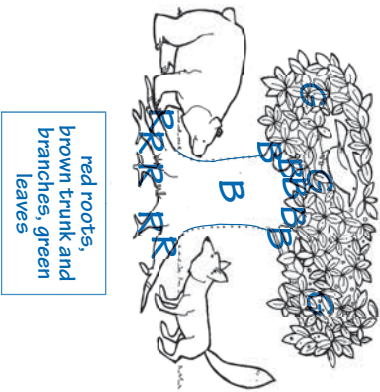
green furniture
blue tools

Name _____

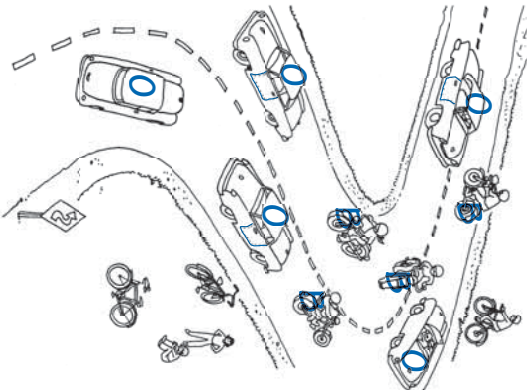


pink paddle,
purse, plate


Name _____

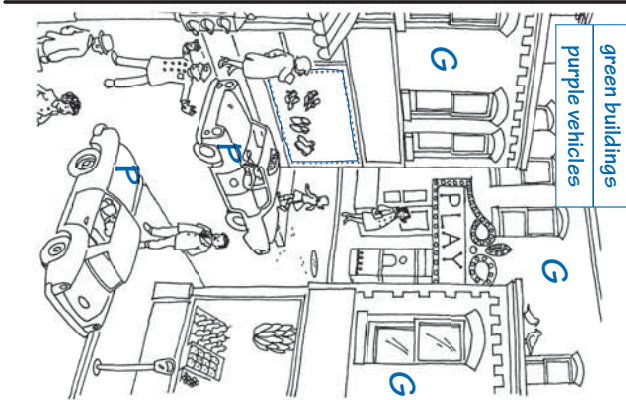
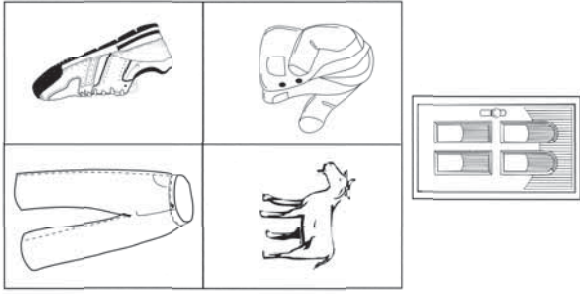


red roots,
brown trunk and
branches, green
leaves



blue motorcycles

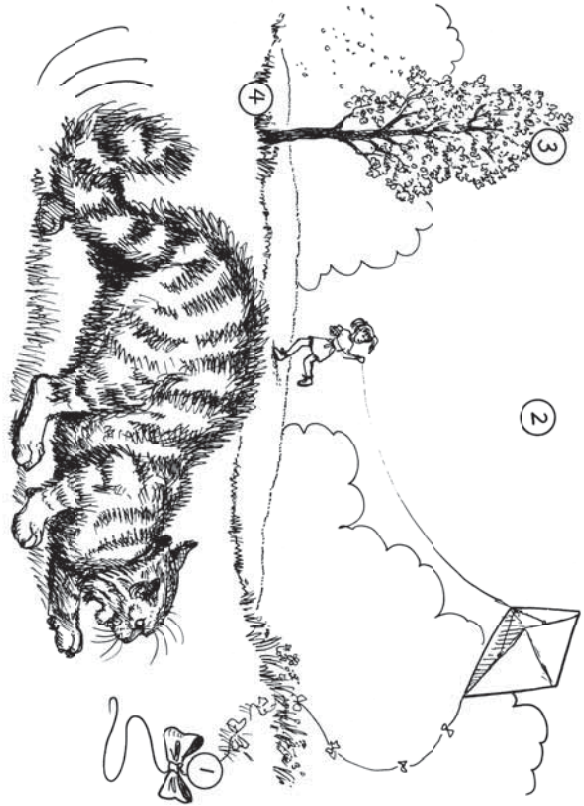




Side 2 Lesson 18


© SRA/McGraw-Hill. All rights reserved.

Name _____



© SRA/McGraw-Hill. All rights reserved.

Lesson 19 Side 1



Side 2 Lesson 19

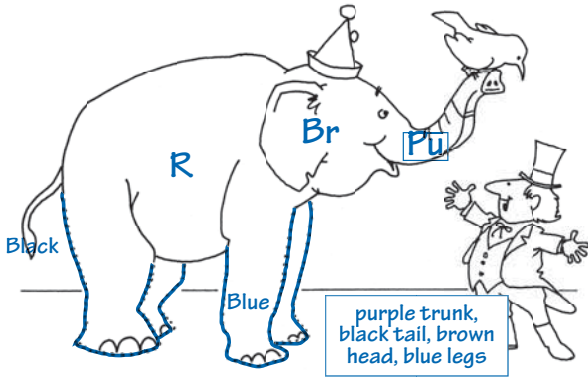

© SRA/McGraw-Hill. All rights reserved.

Name _____

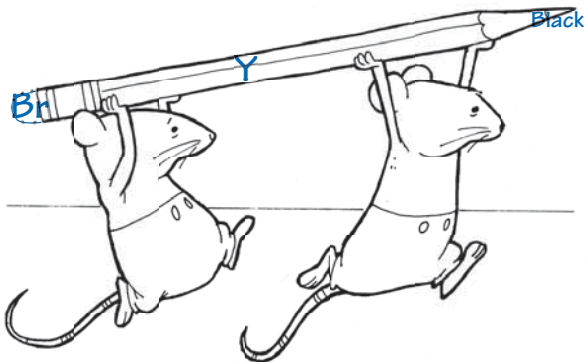
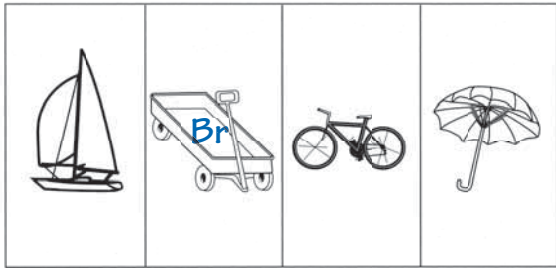



© SRA/McGraw-Hill. All rights reserved.


Lesson 20 Side 1

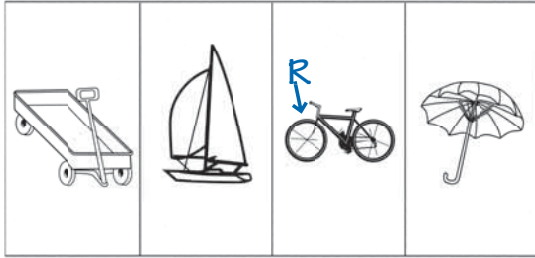


Name _____

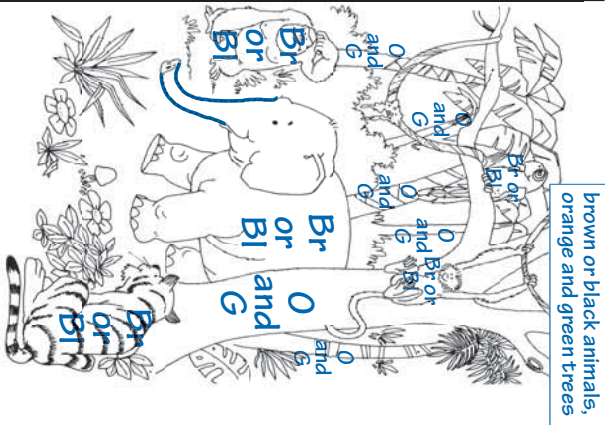
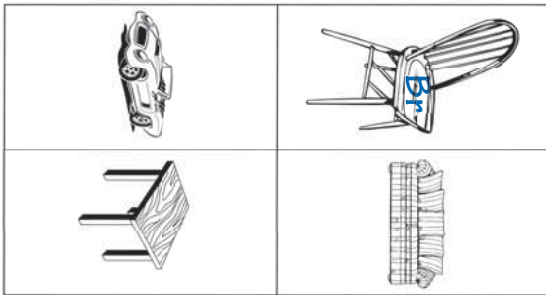



Name _____





Name _____

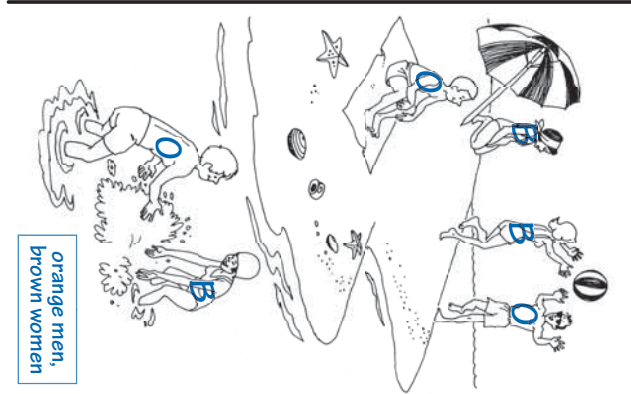
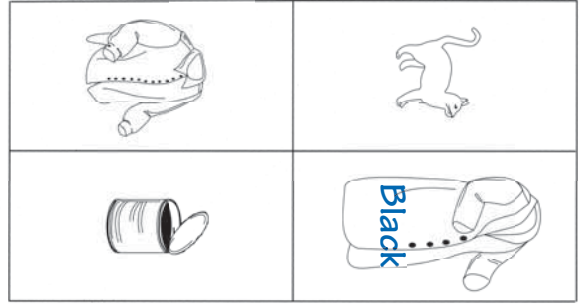


Name _____

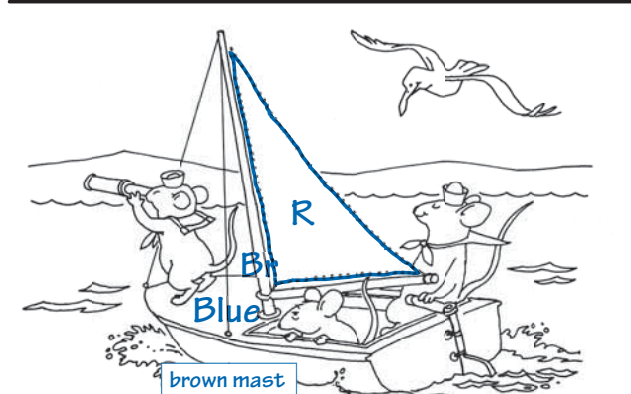
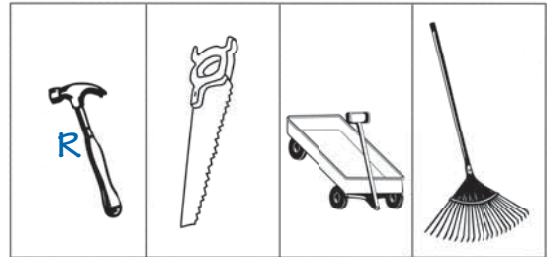




brown and white cows, blue birds



orange men, brown women



Name _____

27

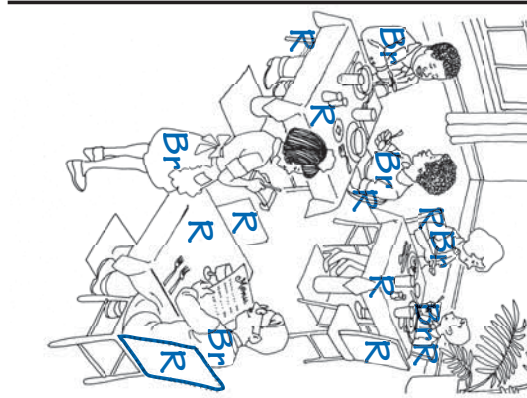
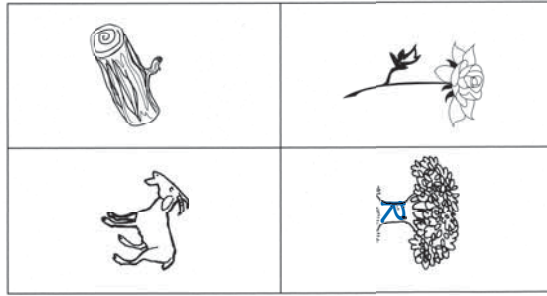
Child writes numbers 2-4 in circles of choice and colors numbered items pink.



Lesson 27 Side 1

© SRA/McGraw-Hill. All rights reserved.

27




Side 2 Lesson 27

© SRA/McGraw-Hill. All rights reserved.

Name _____

28

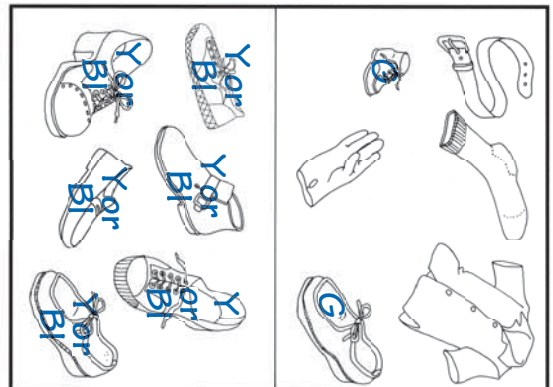
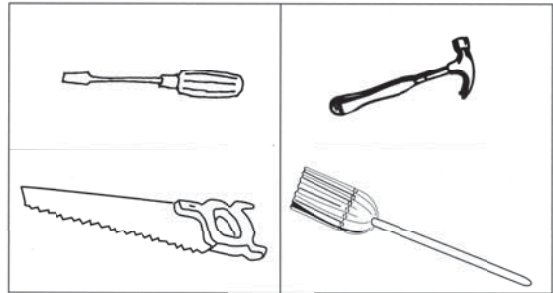


brown and white dog,
gray mouse

Lesson 28 Side 1

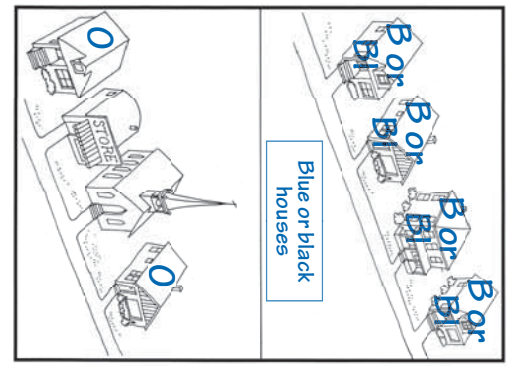
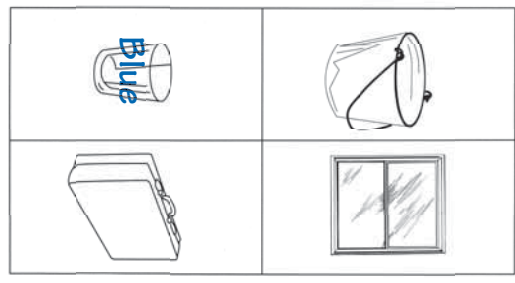

© SRA/McGraw-Hill. All rights reserved.

28

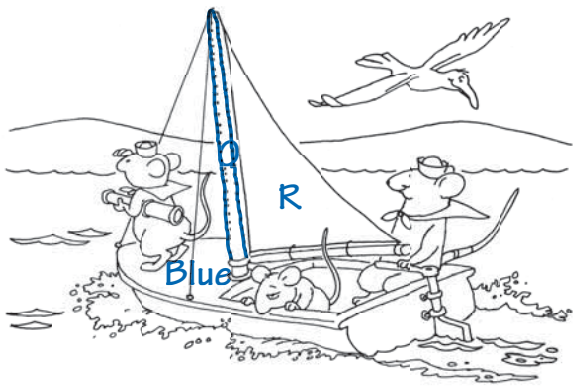
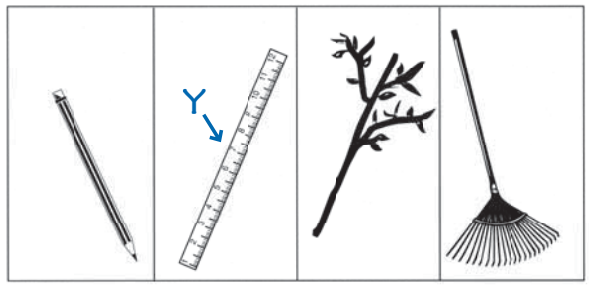


Side 2 Lesson 28


© SRA/McGraw-Hill. All rights reserved.


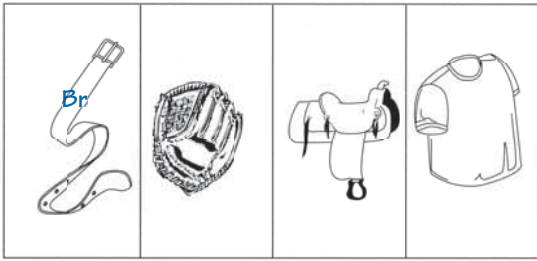


Name _____



Name _____





Side 2 Lesson 31

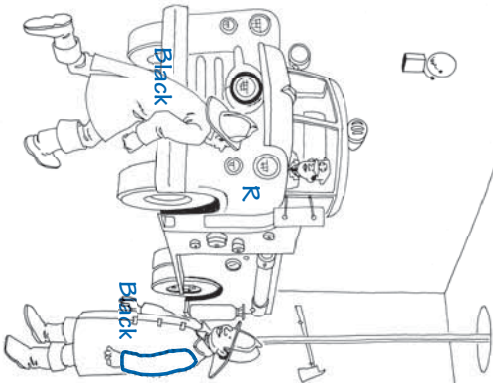
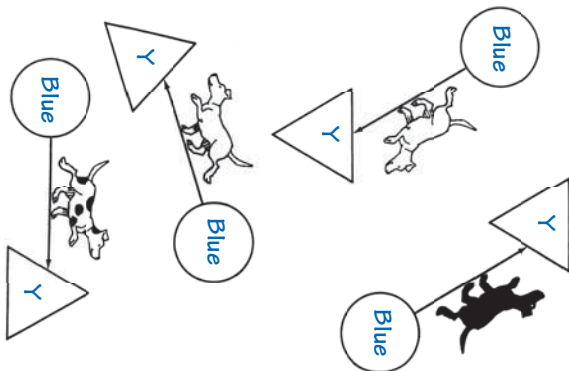
© SRA/McGraw-Hill. All rights reserved.

Name _____



© SRA/McGraw-Hill. All rights reserved.

Lesson 32 Side 1



Side 2 Lesson 32

© SRA/McGraw-Hill. All rights reserved.


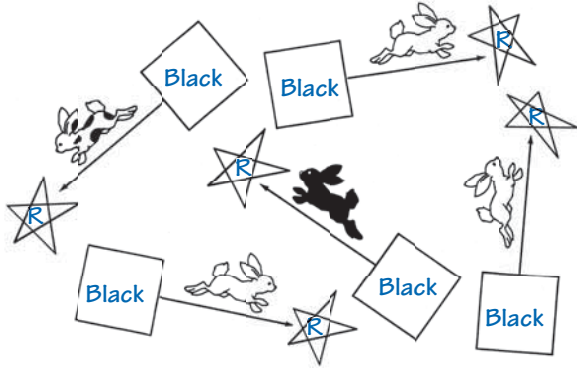
Name _____



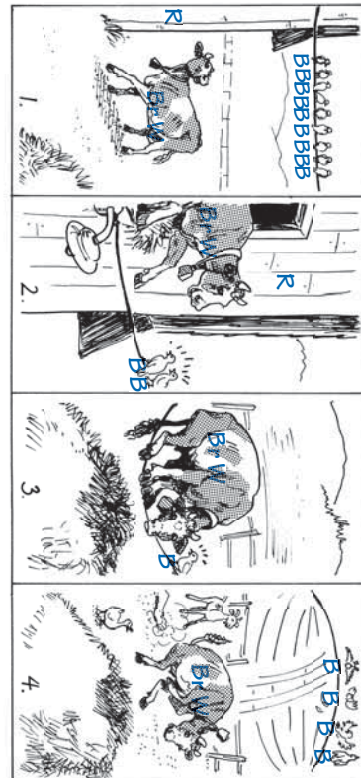
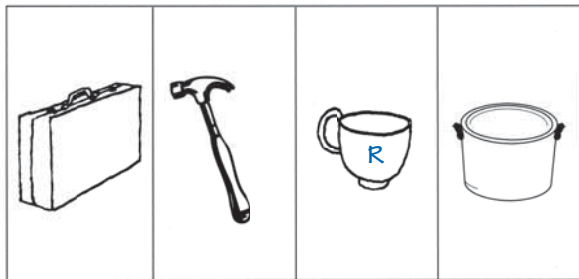
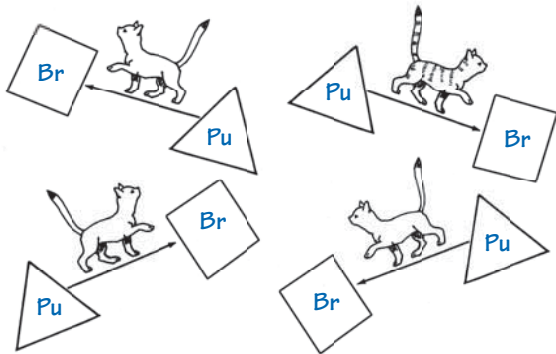
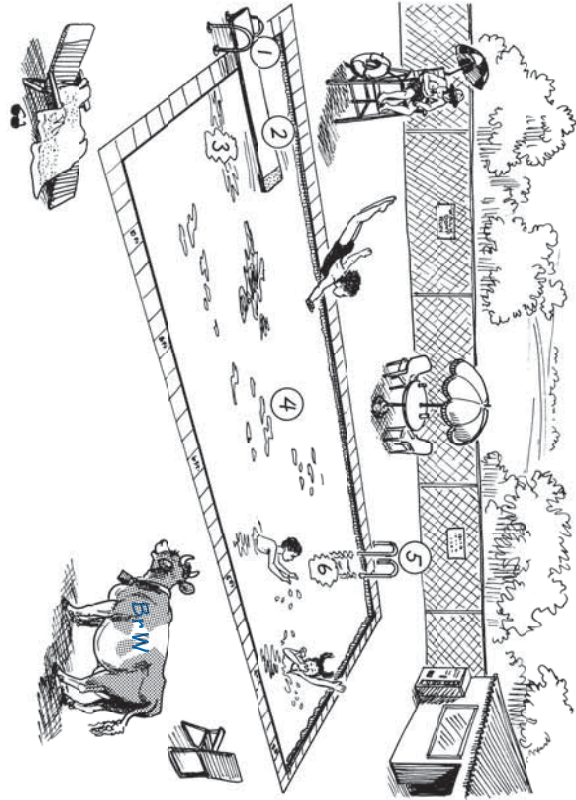
Child draws more rocks.

© SRA/McGraw-Hill. All rights reserved.

Lesson 33

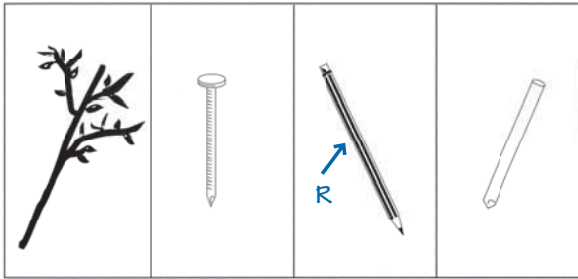
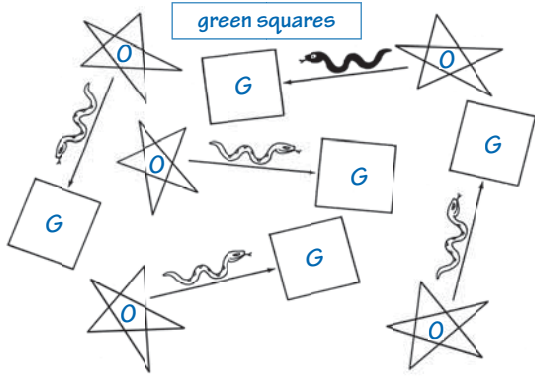


purple umbrella handle, green covering



blue birds

brown and white Clarabelle




Name _____

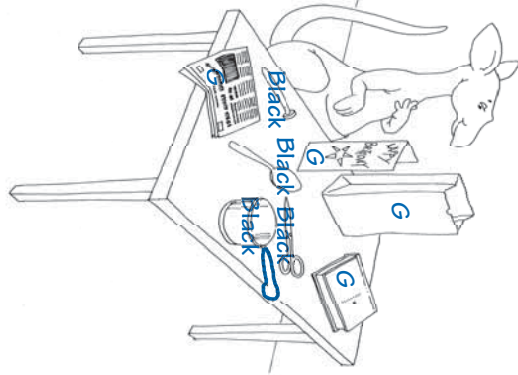


Optional: Child adds rocks.

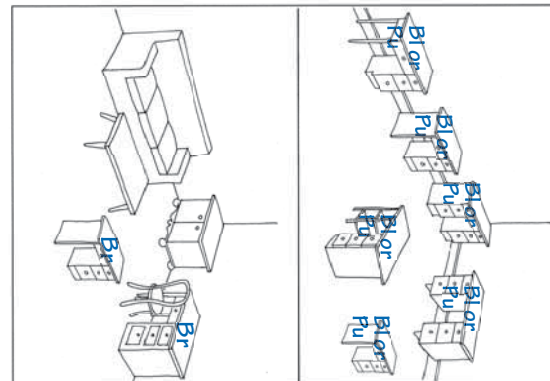
Name _____



children color picture but keep horse #7 white


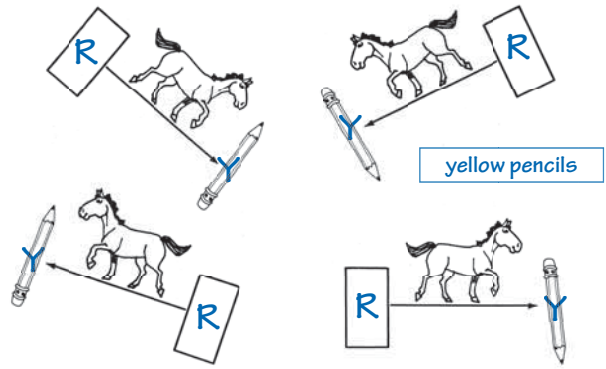


green paper items, black metal items



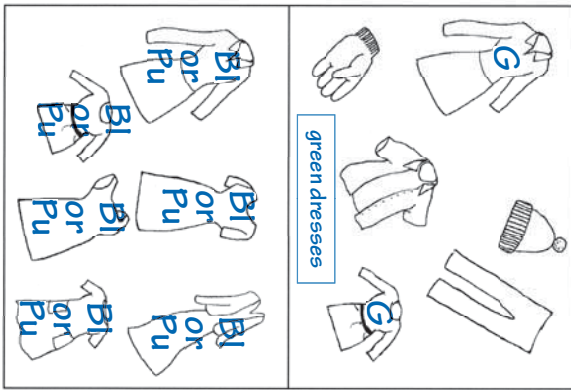
black or purple desks

Name _____



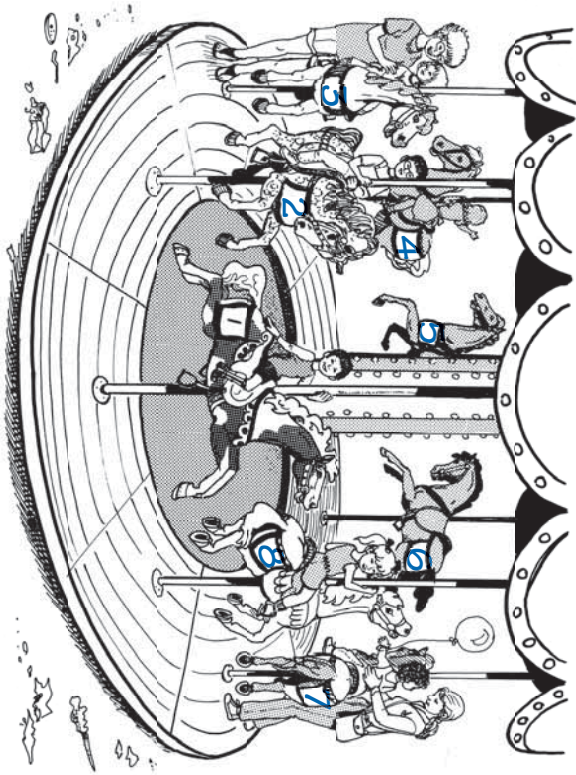
Name _____

blue or purple dresses



Name _____

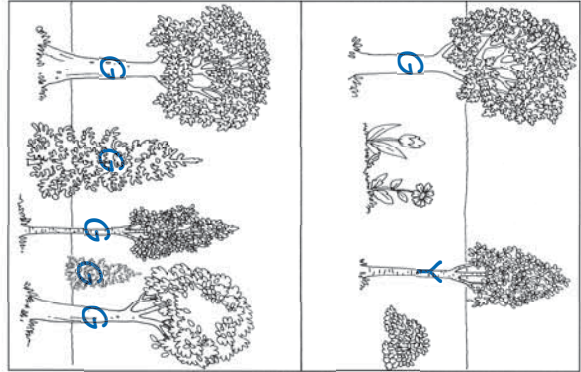
41



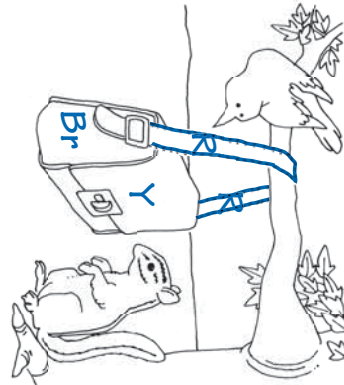
© SRA/McGraw-Hill. All rights reserved.

Lesson 41 Side 1

41



Side 2 Lesson 41







© SRA/McGraw-Hill. All rights reserved.

19

Name _____

42




	Red birds	10
	Yellow birds	6
	Blue birds	7
	Other animals	2

© SRA/McGraw-Hill. All rights reserved.

Lesson 42



Name _____

43

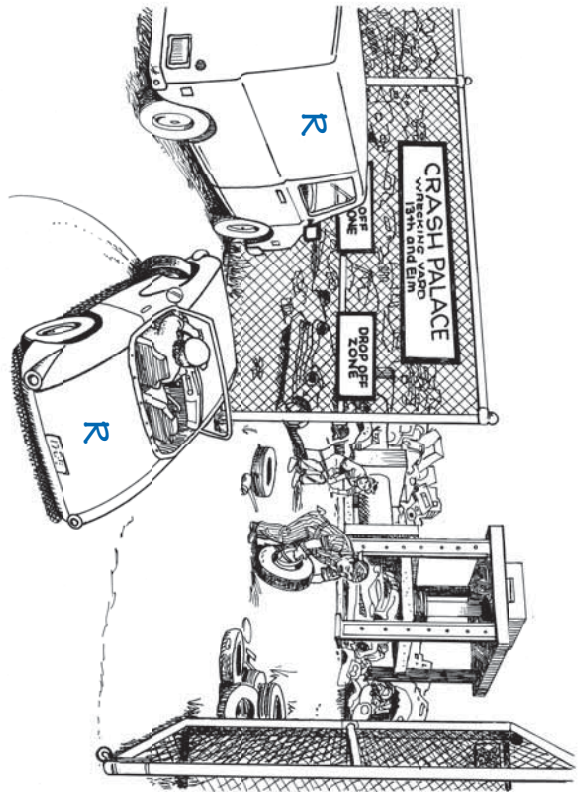


© SRA/McGraw-Hill. All rights reserved.

Lesson 43 Side 1

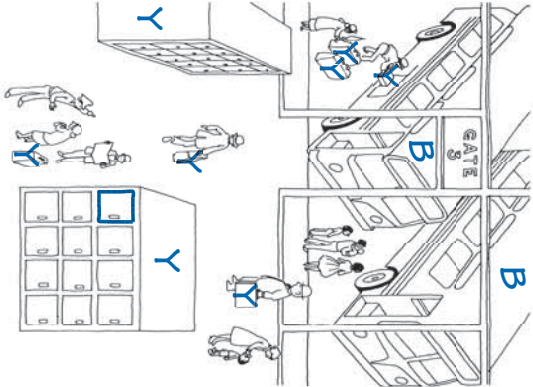
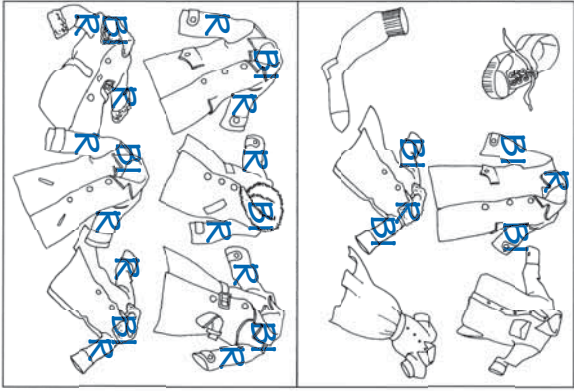


Name _____



Name _____

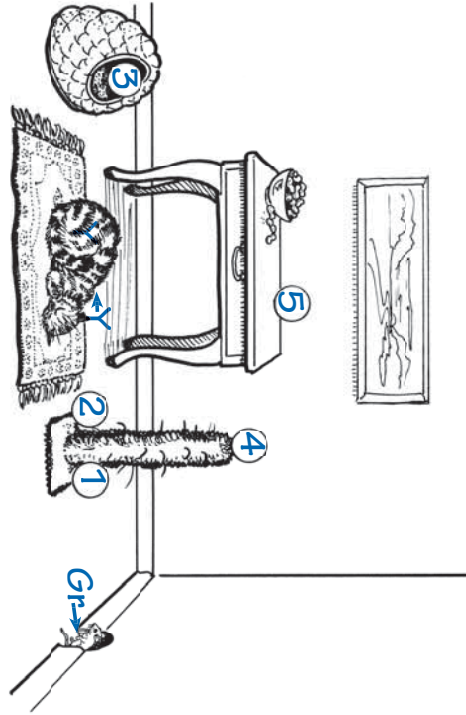




Side 2 Lesson 45

© SRA/McGraw-Hill. All rights reserved.


Name _____



© SRA/McGraw-Hill. All rights reserved.

Lesson 46

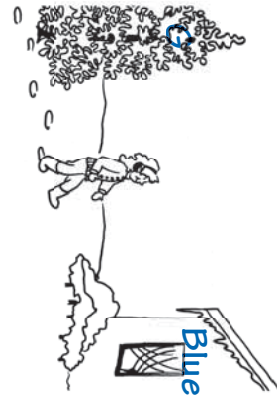
Name _____



© SRA/McGraw-Hill. All rights reserved.

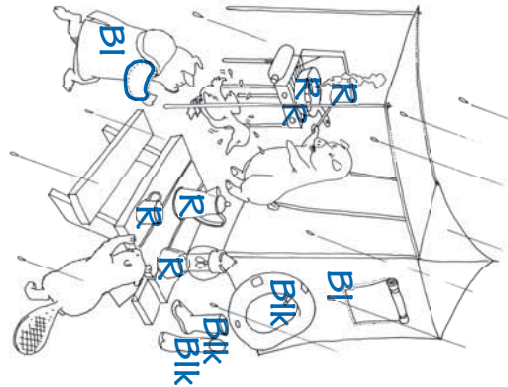
Lesson 47 Side 1


Name _____



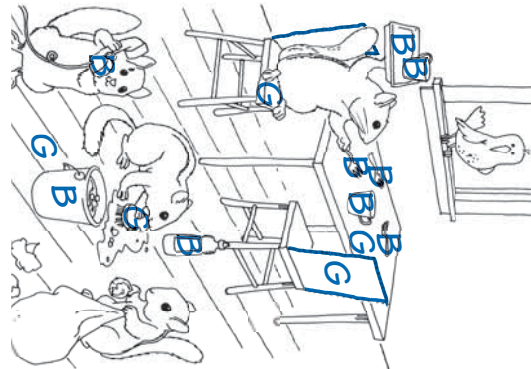
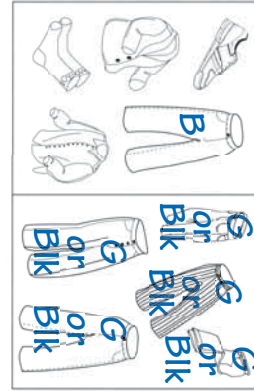
© SRA/McGraw-Hill. All rights reserved.

Side 2 Lesson 47



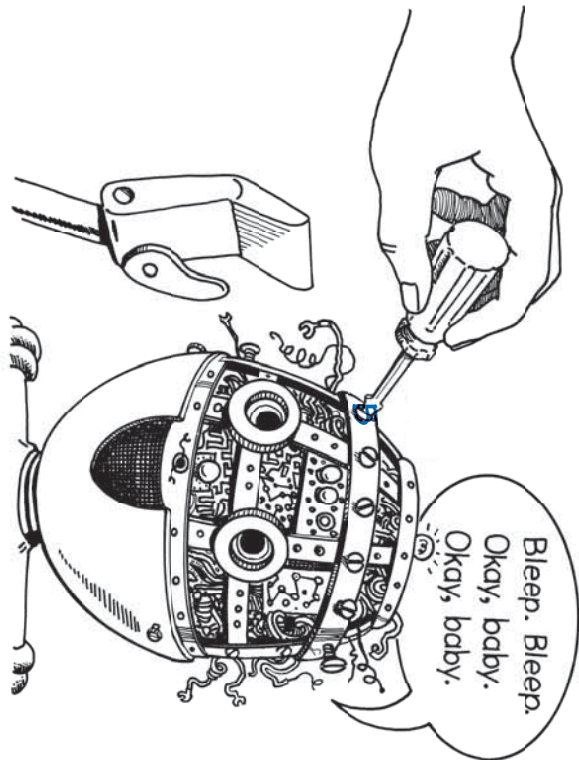


Lesson 48 Side 1

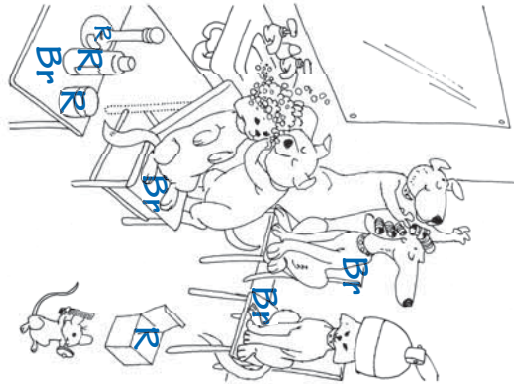
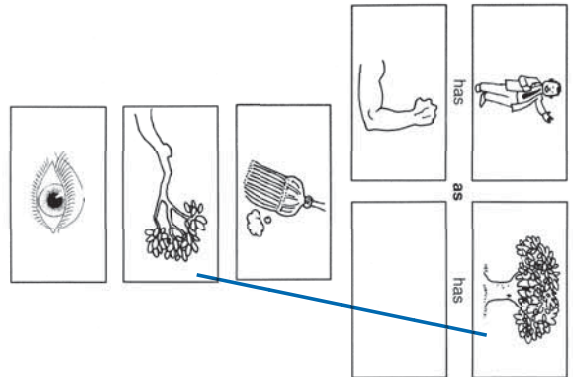


blue plastic objects


Side 2 Lesson 48



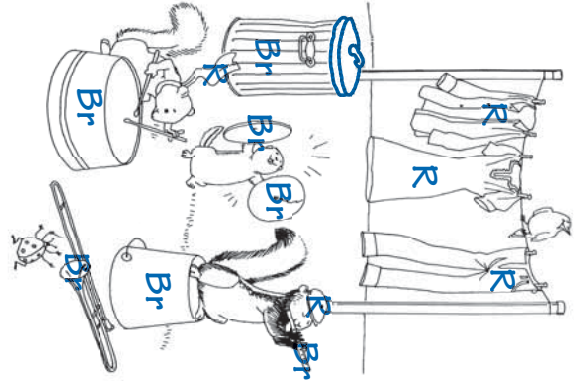
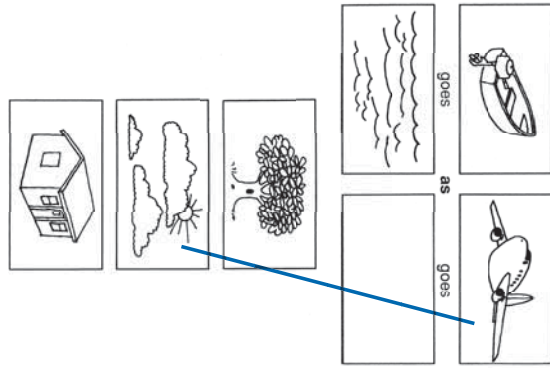
Lesson 49 Side 1



Side 2 Lesson 49



	6
	8
	10



chased			
a bug			
a rat			
Sweetie			
a bird			
a skunk			
a dog			

1. Sweetie chased a rat

2. Sweetie chased a bird

3. Sweetie chased a rat

1. Blee. Okay, baby.

2. Bl. Okay, baby.

3. Bleep, bleep. Okay, baby. Okay, baby.

Name _____

54

Lesson 54 Side 1

© SRA/McGraw-Hill. All rights reserved.

Side 2 Lesson 52

© SRA/McGraw-Hill. All rights reserved.

green or purple tables

Lesson 53

52

Name _____

53

Lesson 53

© SRA/McGraw-Hill. All rights reserved.




Lesson 53

54

Lesson 54


© SRA/McGraw-Hill. All rights reserved.

Side 2 Lesson 54

		
Clarabelle	Roxie	
climbed	climbed	
a ladder	a ladder	

Children compose final sentence.

	Clarabelle
	a tree
	a ladder
	Paul
	climbed
	Sweetie
	Roxie



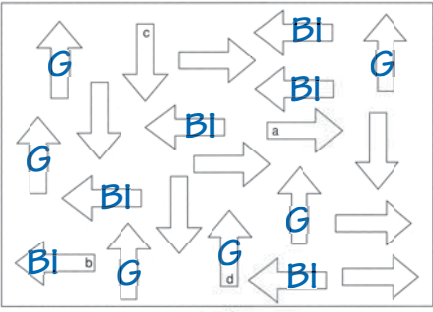

black west arrows, green north arrows

North

West

East

South

Br or B

Y or B

Y

B






Y

B

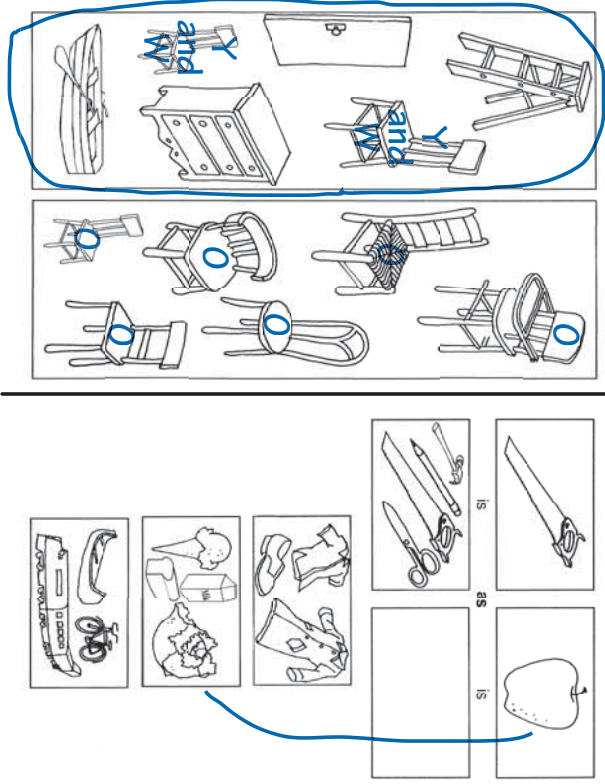
Y

B

brown or blue animals

R	
P	
B	
C	
S	


1. C
2. R
3. P
4. S
5. B
6. P



Side 2 Lesson 57

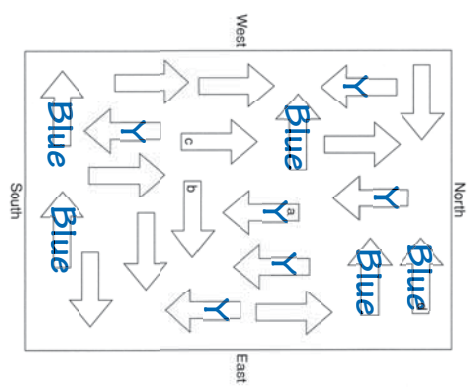
Name _____

Sunday	Monday	Tuesday	Wednesday
--------	--------	---------	-----------

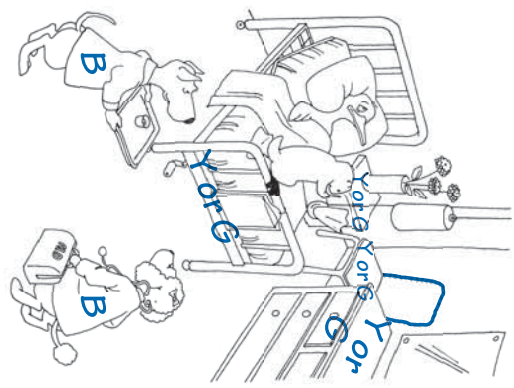


© SRA/McGraw-Hill. All rights reserved.

Lesson 58 Side 1




Side 2 Lesson 58



yellow or green furniture


Name _____

Wednesday	Thursday	Friday	Saturday
-----------	----------	--------	----------



© SRA/McGraw-Hill. All rights reserved.

Lesson 59



Sunday Sunday
 Monday Monday
 Tuesday Tuesday
 Wednesday Wednesday
 Thursday Thursday
 Blurpday Friday
 Saturday Saturday

3

Children compose final sentence and illustrate.

kissed

Paul kissed Clarabelle

Bleep kissed Molly

Clarabelle	
Molly	
Andrea	
Bleep	
Paul	
Honey	
kissed	

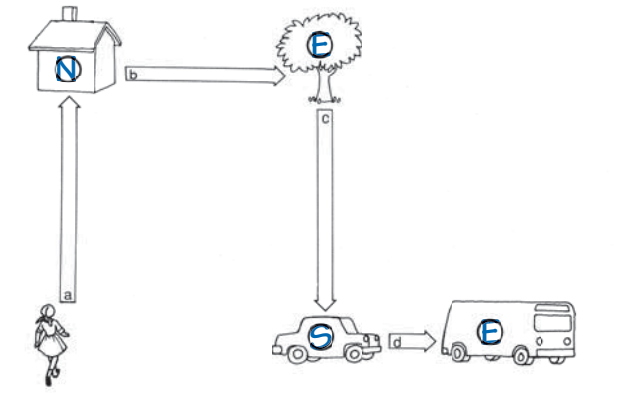
Black and Black

Blue and W

is

is

purple plums, purple and pink ladder




is

is

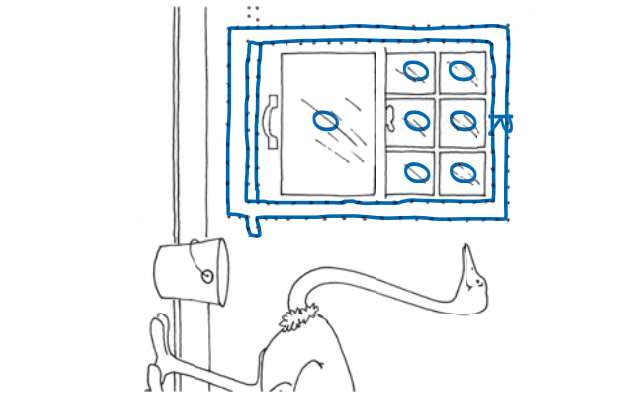
as

Name _____



black and blue motorcycles

green and blue motorcycles



Name _____

3	2	1	Clarabelle	Molly	Paul	Bleep	a car	a bike	fixed

Children compose final sentence and illustrate.

fixed

fixed

fixed

Name _____

65

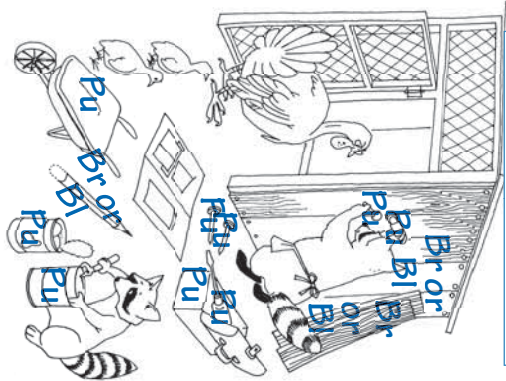
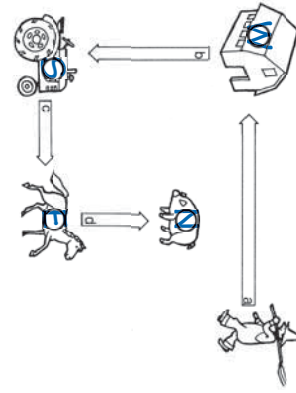
January February March
April May June

January
February
March
April
May
June
July
August

© SRA/McGraw-Hill. All rights reserved.

Lesson 65 Side 1

65




Side 2 Lesson 65

© SRA/McGraw-Hill. All rights reserved.

Name _____

66

January	February	March
April	May	June
July	August	September
October	November	December




September			
March	June	February	May
November	January	April	July
October	August	December	

© SRA/McGraw-Hill. All rights reserved.

Lesson 66

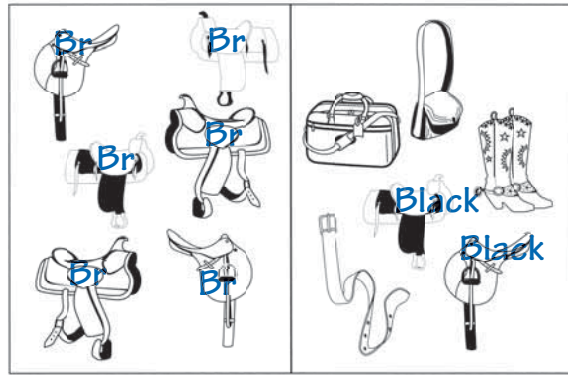
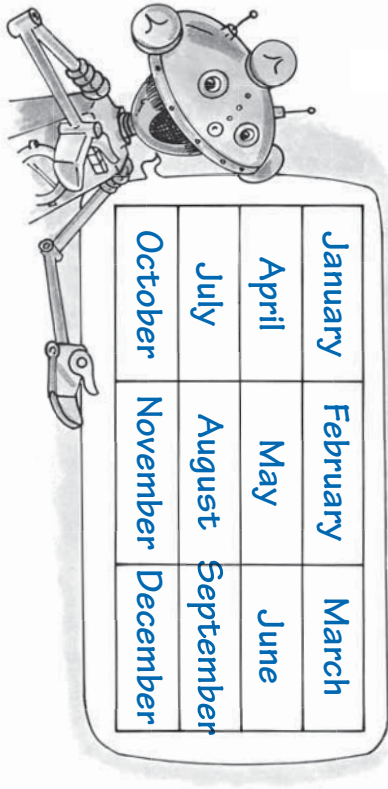
Name _____

67



© SRA/McGraw-Hill. All rights reserved.

Lesson 67



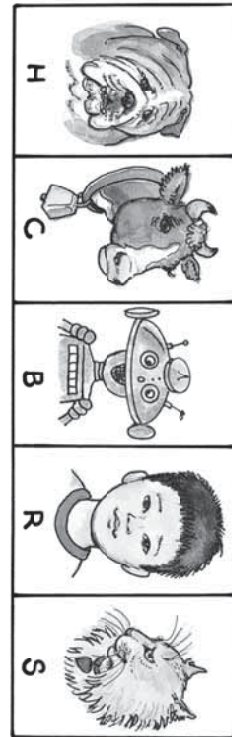

is



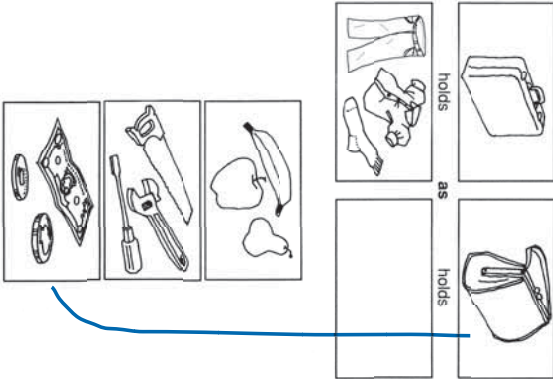
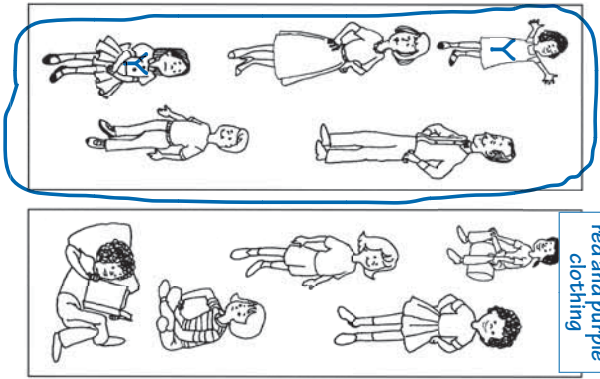
s



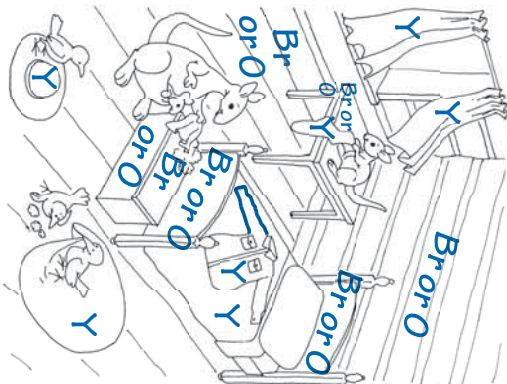
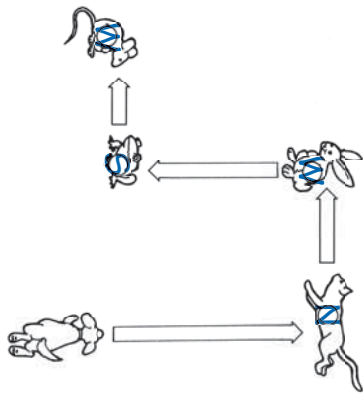

as



1. _____ C _____
2. _____ S _____
3. _____ R _____
4. _____ H _____
5. _____ B _____



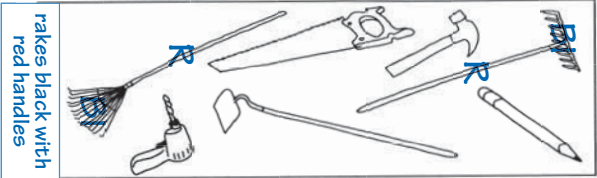
Name _____



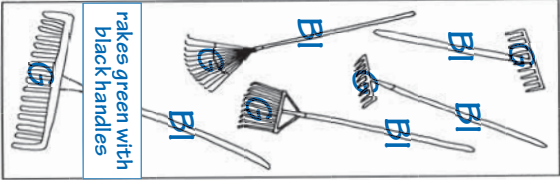
Name _____




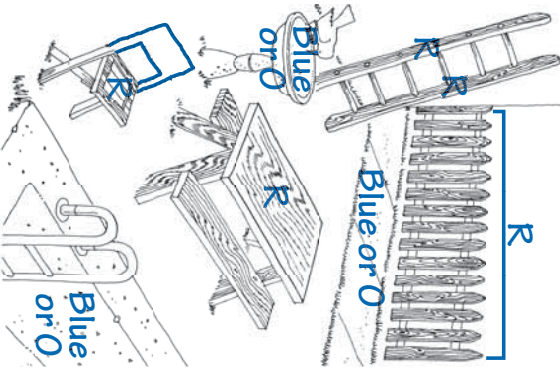
1. _____ R _____
2. _____ S _____
3. _____ M _____
4. _____ B _____
5. _____ R _____



rakes black with red handles



rakes green with black handles



Paul

fell off

a bike




Bleep

fell off

a ladder



Children compose final sentence and illustrate.



Roger

sat on

a chair



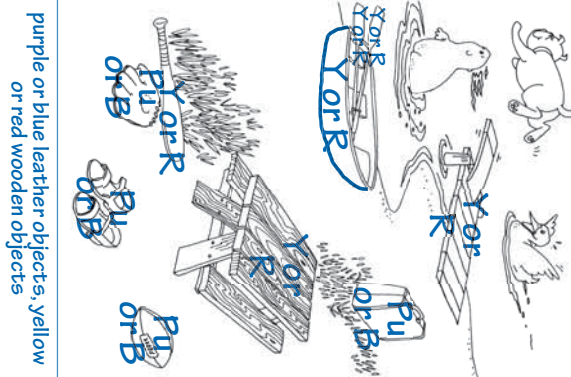
Clarabelle

sat on

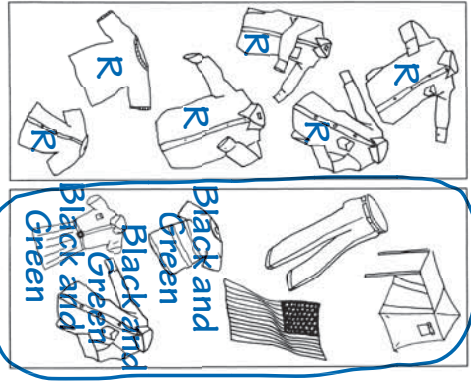
a bed



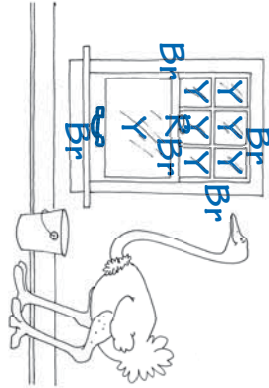
Children compose final sentence and illustrate.



purple or blue leather objects, yellow or red wooden objects



brown window frame, yellow pane, red lock



© SRA/McGraw-Hill. All rights reserved.

Side 2 Lesson 75

Name _____



Honey pulled on a rope



Roxie pulled on Honey

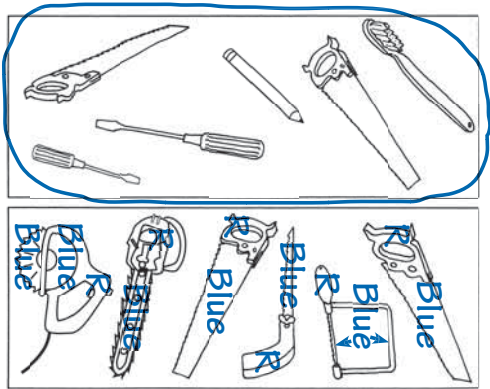


Children choose own subject here.

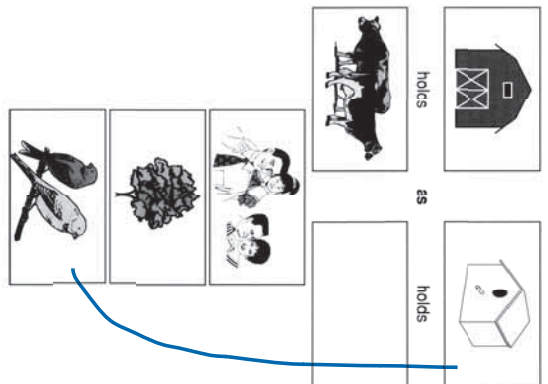
pulled on Roxie

© SRA/McGraw-Hill. All rights reserved.

Lesson 75 Side 1



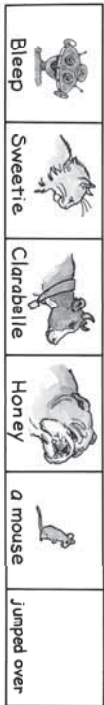
saws yellow with brown handles



© SRA/McGraw-Hill. All rights reserved.

Side 2 Lesson 76

Name _____



Sweetie Jumped over a mouse



Honey Jumped over Sweetie




Children choose own subject here.

Jumped over Honey

© SRA/McGraw-Hill. All rights reserved.

Lesson 76 Side 1



yellow cat and reflection

3. Clarabelle	2. Paul	1. Roxie	Rocks	Sweetie	Honey	Skunks	Hats	Carried	Paint
Clarabelle	Paul	Roxie							
carried	carried	carried	rocks						

Children choose own subject here.



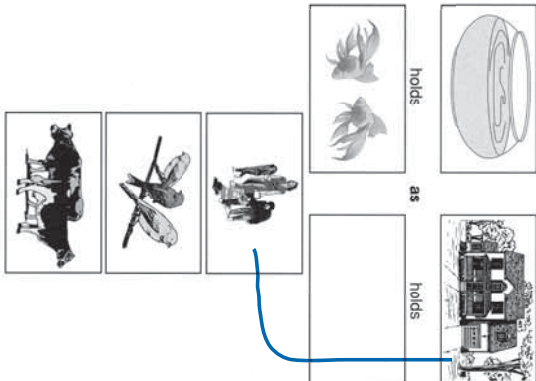
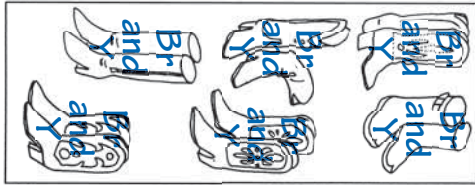
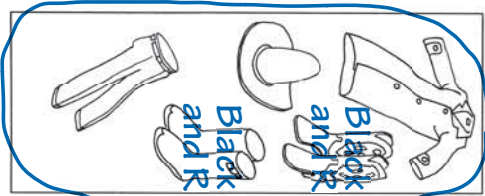
yellow cat and reflection

cone the fox



The fox had a bone.

The ram had a cone.



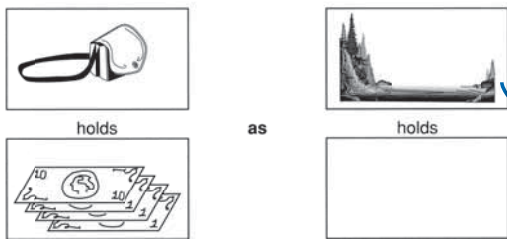

Name _____

cake fox




The fox had a cake.

The ram had a rake.



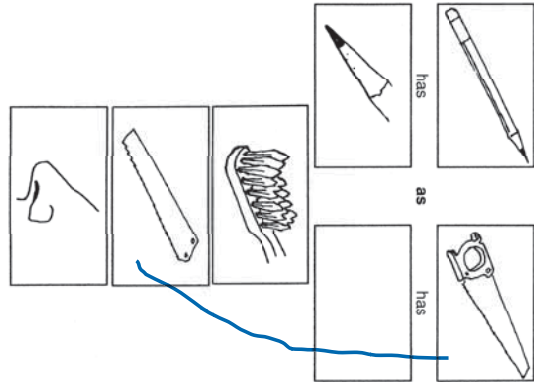

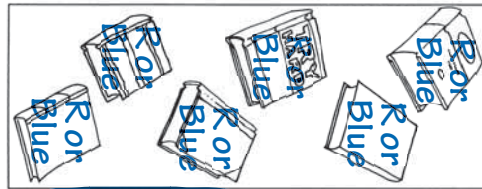
Name _____



fish bird under coat



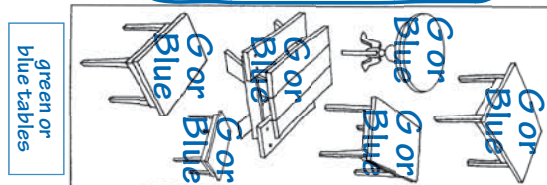
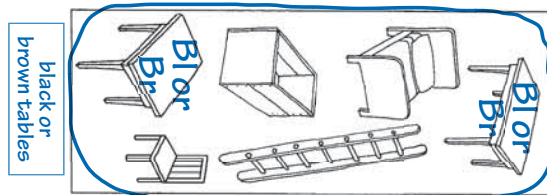
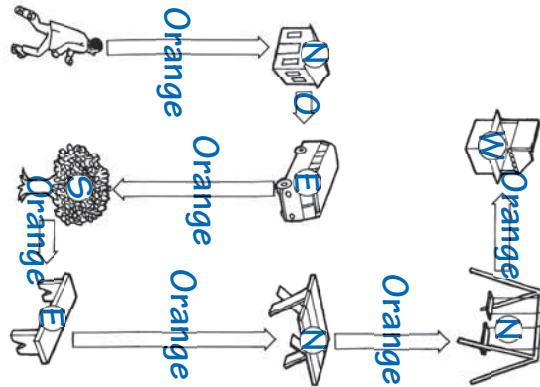
The fish is under a boat.
The bird is under a coat.



hat




The man had a bat.
The ram had a hat.



Name _____

85



Lesson 85 Side 1

© SRA/McGraw-Hill. All rights reserved.

85



Lesson 85 Side 2

© SRA/McGraw-Hill. All rights reserved.

Name _____

86

car toad bug

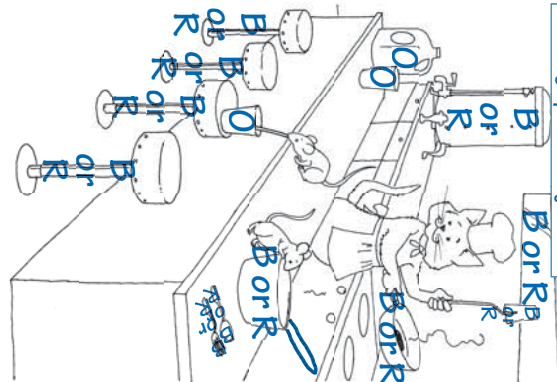
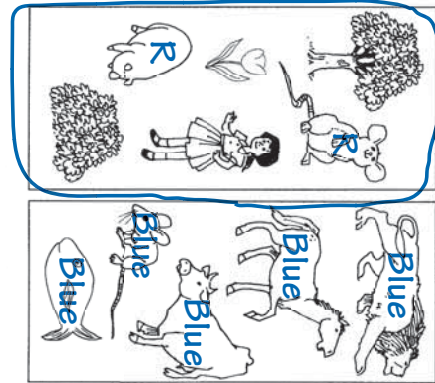


The car is on a road.
The bug is on a toad.

Lesson 86 Side 1

© SRA/McGraw-Hill. All rights reserved.

86




blue or red metal objects,
orange plastic objects


Side 2 Lesson 86

© SRA/McGraw-Hill. All rights reserved.

his her socks shoes feet



His feet had socks.
Her feet had shoes.




	Pink rocks	9
	Brown rocks	6
	Gray rocks	10
	Other rocks	9

bird man



The bird is on a van.
The bug is on a man.

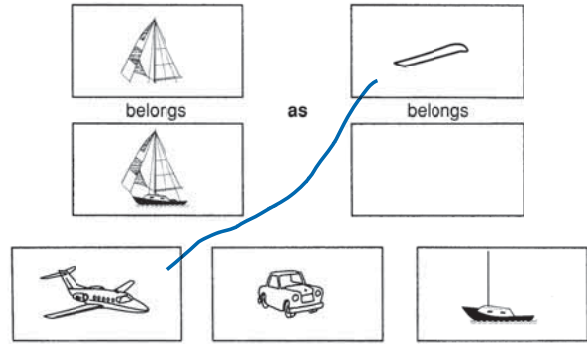


mole under coat



The mole is under a goat.

The rat is under a coat.



food vehicles

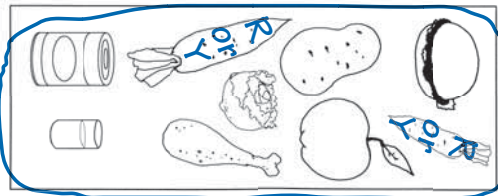
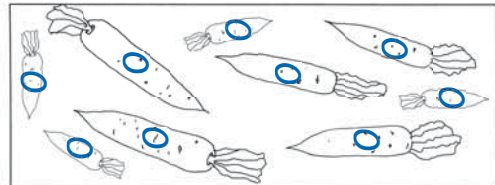
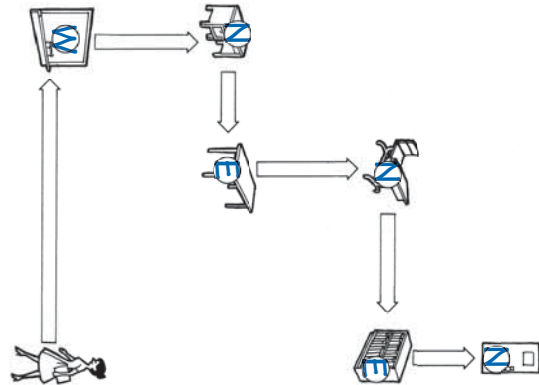
- vehicles
- food
- food
- vehicles

ant cake



The ant is in a cake.

The goat is in a lake.




Name _____

clock will sing



The man will sing.
 The clock will ring.




Name _____

baby plane cry



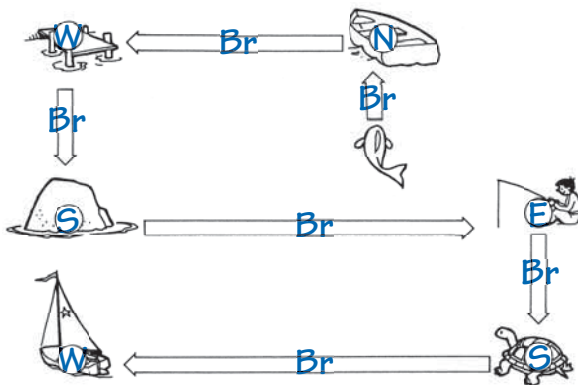
The plane will fly.
 The baby will cry.



mail



The man had mail.
The cat had a pail.



containers furniture



containers



containers



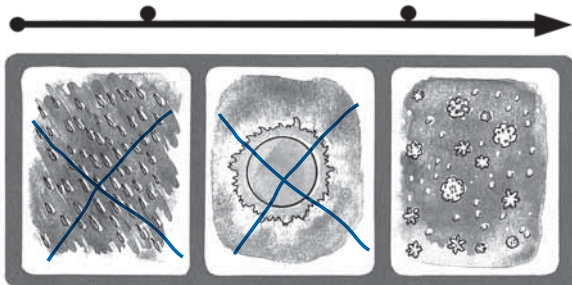

furniture



containers





furniture



woman rock



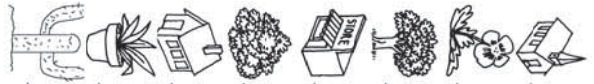
The woman had a ring.
The man had a rock.



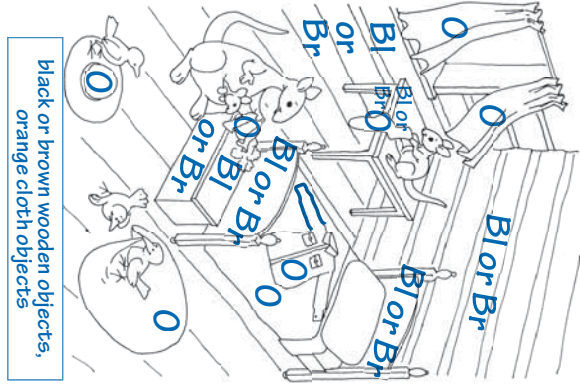
short boat sail




The cat had a short tail.
The boat had a big sail.


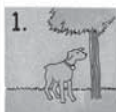


buildings plants
buildings plants
buildings plants
buildings plants
plants
plants
plants
plants



black or brown wooden objects,
orange cloth objects





Lesson 97 Side 1

© SRA/McGraw-Hill. All rights reserved.



vehicles



animals



vehicles



animals

animals

vehicles



animals



animals



vehicles




vehicles

© SRA/McGraw-Hill. All rights reserved.

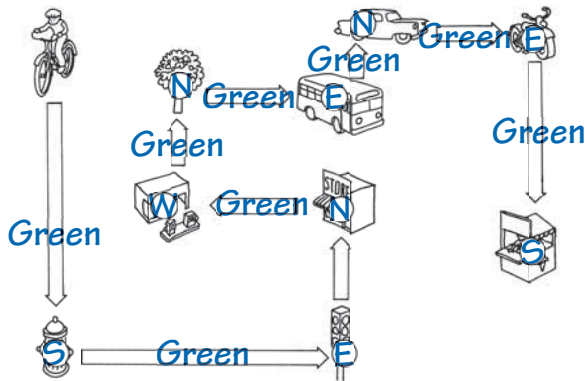
Lesson 97 Side 2

girl boy sock



The boy had a sock.

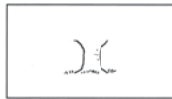
The girl had a hat.




has



has



as

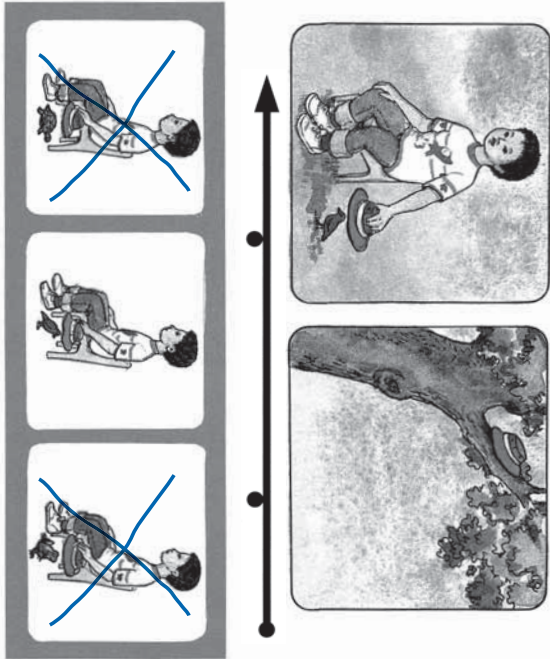


Lesson 98 Side 1



© SRA/McGraw-Hill. All rights reserved.

Side 2 Lesson 98

© SRA/McGraw-Hill. All rights reserved.



The girl will run.
The boy will swim.



girl drink eat boy



The boy will eat.
The girl will drink.

Name _____

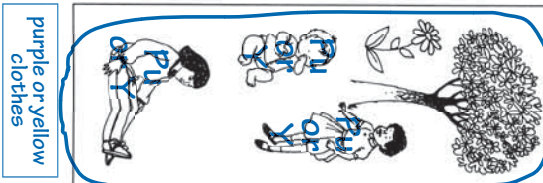

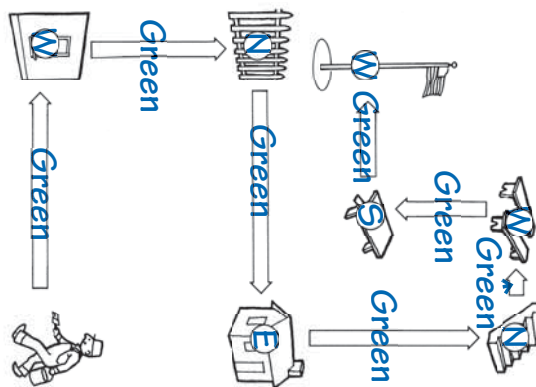
101

stick



The pig had a stick.
The cat had a cup.

101



Name _____

102

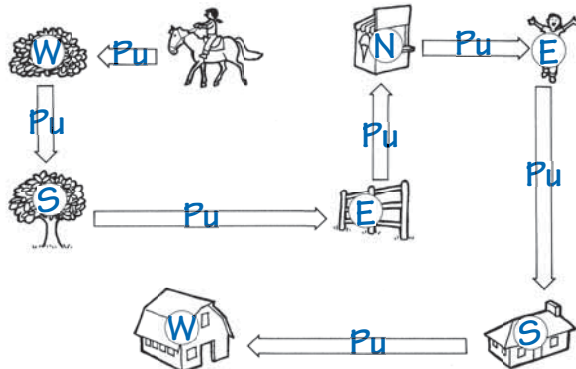
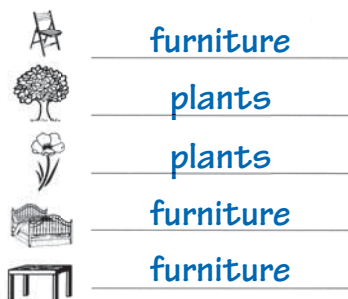
fish cow car



The cow had a car.
The fish had a hat.

102

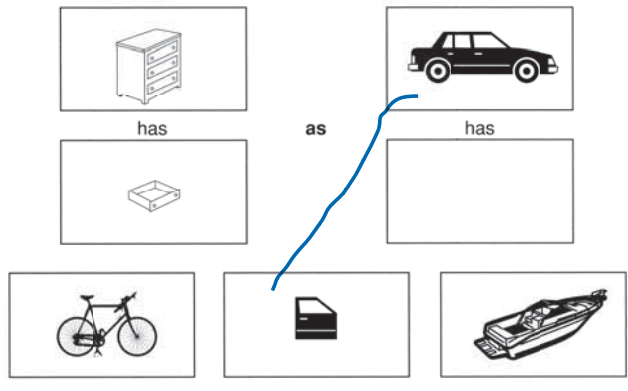
furniture plants



bird fly girl



The girl will sing.
The bird will fly.



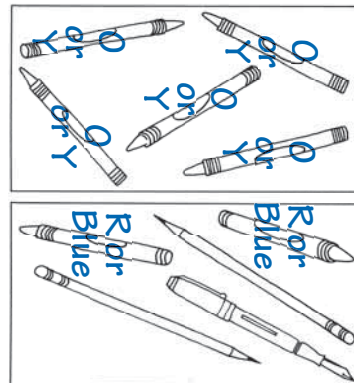
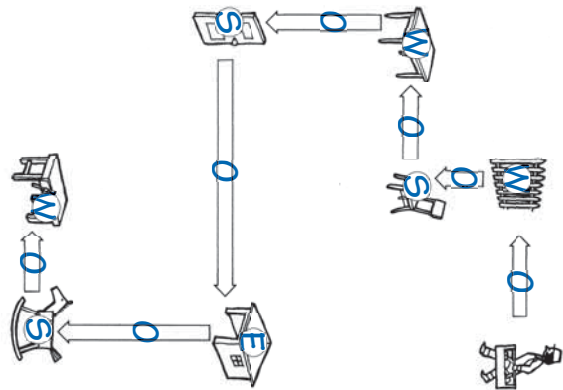
clothing buildings



stop horse fly



The man will fly.
The horse will stop.




Name _____

mole dig




The mole will dig.
The fox will sit.



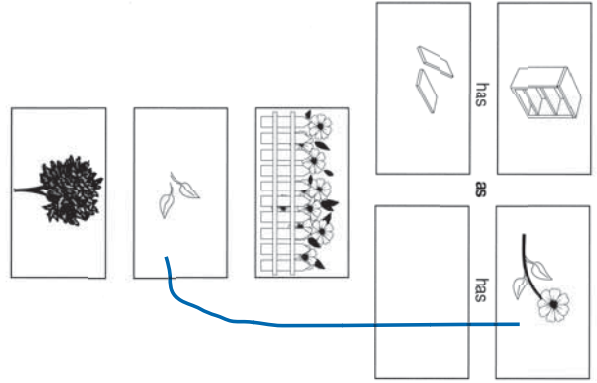
© SRA/McGraw-Hill. All rights reserved.

Name _____

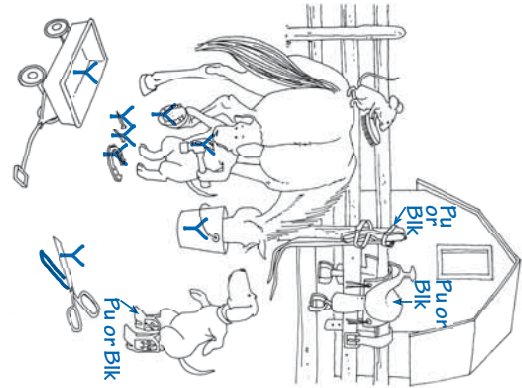
cow walk




The cow will walk.
The cat will sit.



purple or black leather items,
yellow metal items



eat white leaf other



The white fish will eat a leaf.
The other fish will eat a bug.



as



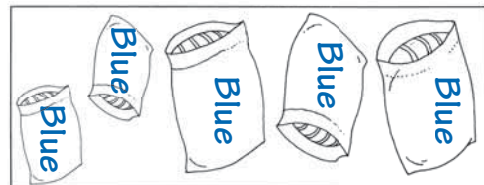
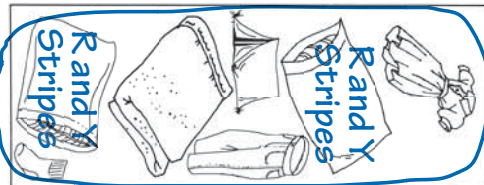
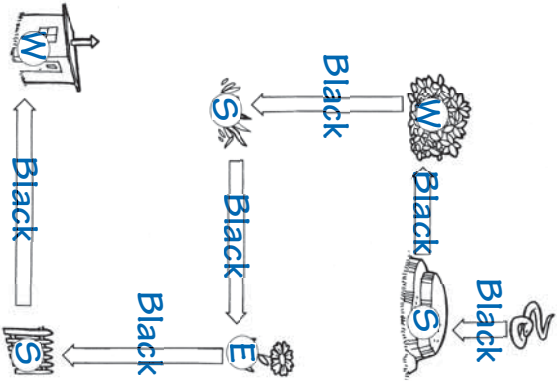
vehicles containers



leaf other black



The black ant will eat a seed.
The other ant will eat a leaf.

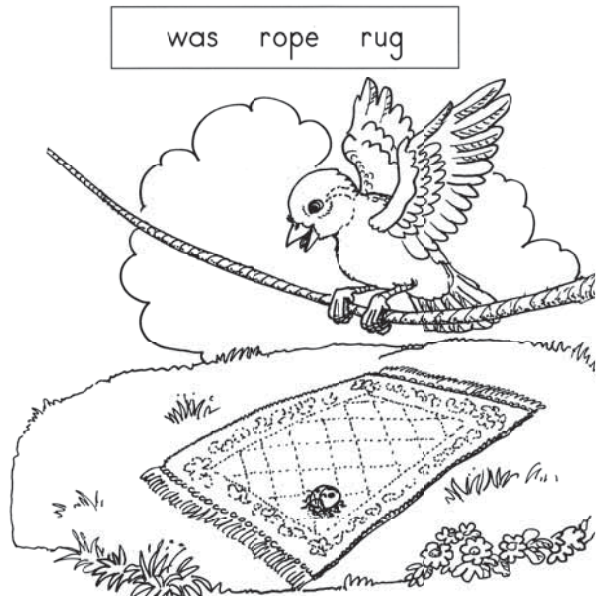


1

2

AB CDE F GHI JK L M N O P Q

CDE FGH IJK L M N O P Q



The bird was on a rope.

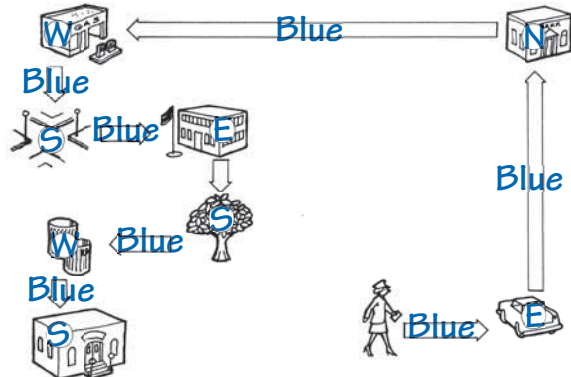
The bug was on a rug.

Clarabelle	sat on	a hat	Sweetie
Paul	kissed	Molly	a rock
Bleep	painting	a pie	a rat

- _____
- _____
- _____

Children compose other sentences and illustrate one.

vehicles	vehicles
food	vehicles
vehicles	food
food	vehicles

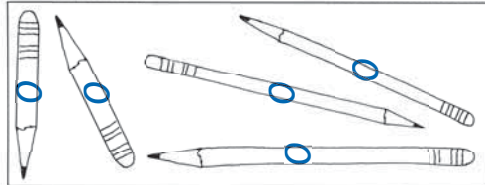


was cow hill

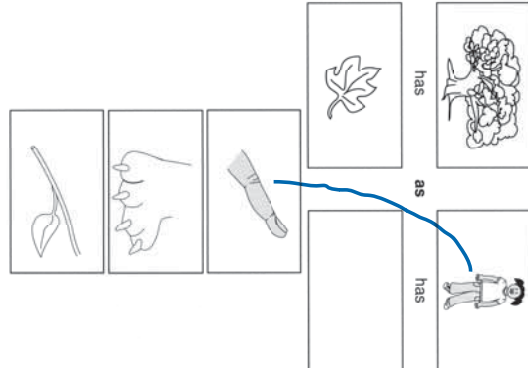



The man was on a cow.
The cat was on a hill.


orange pencils



blue and green dots on pencils



lake sky kite



The box was in a lake.
The kite was in the sky.

rough tall old pull

- push pull
- young old
- smooth rough
- short tall


tools furniture plants



Name _____

113

was goat dog



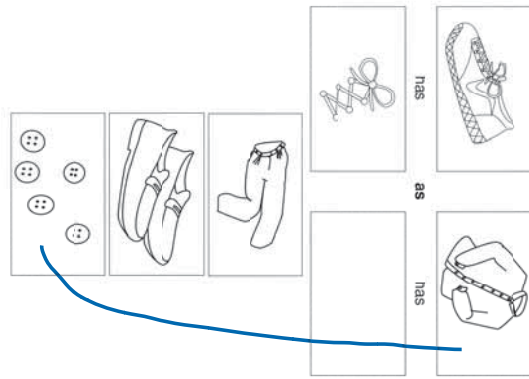
The dog was on a log.

The goat was in a log.

© SRA/McGraw-Hill. All rights reserved.

Lesson 113 Side 1

113



- 1. slow **fast**
- 2. lose **win**
- 3. wet **dry**
- 4. tall **short**


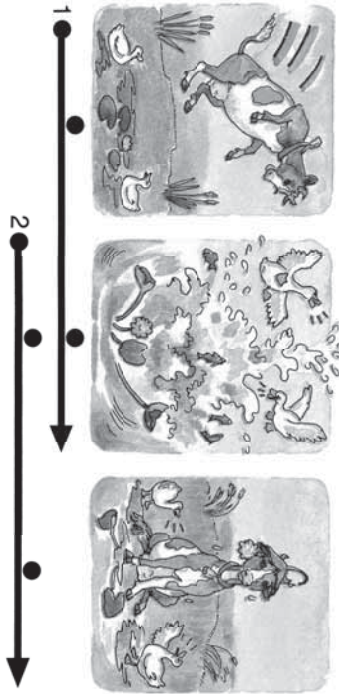
Side 2 Lesson 112

© SRA/McGraw-Hill. All rights reserved.

Name _____

114

snake



The fish was in a lake.

The bug was on a snake.

© SRA/McGraw-Hill. All rights reserved.

Lesson 114 Side 1

114

© SRA/McGraw-Hill. All rights reserved.

Lesson 114 Side 2

Name _____

1. One day, 16 green frogs were sitting on a log that was floating in a lake. The log was near the shore of the lake, and the frogs were having a very peaceful time, just sitting and sunning and making frog sounds – "Croak, croak."

Children draw pictures in boxes.

1

2. Clarabelle was in a field right next to the lake. She saw those happy green frogs all lined up on that floating log and she said to herself, "My, that looks like fun. I would love to sit on that log."

2

3. So she tiptoed into the water and approached one end of the floating log. The frogs saw her coming and said, "Hey, what do you think you're doing? Get out of here. Can't you see that this is a frog log, not a cow log?"

3

4. But when Clarabelle _____

Children copy story ending from board.

Children illustrate story ending.

4

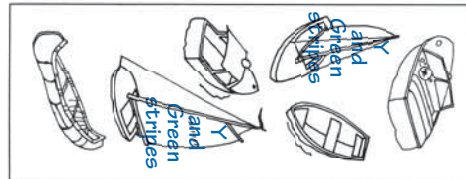
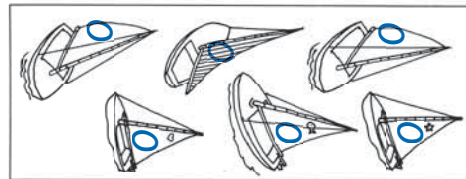
Name _____

boy cat girl



The girl had a hat.

The boy had a cat.



big win push smooth open

1. rough

smooth

2. lose

win

3. shut

open


4. pull

push

5. small

big

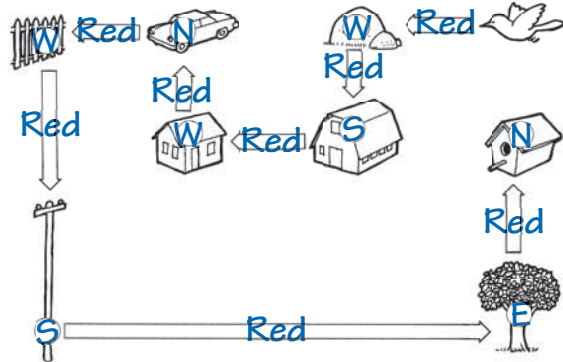
duck barn



The rat was on a barn.
The duck was on a rug.

vehicles colors plants

truck	vehicles	weed	plants
tree	plants	pink	colors
ship	vehicles	yellow	colors
green	colors	grass	plants
van	vehicles	red	colors



1. Paul

- a. true false
- b. true false
- c. true false

2. Molly

- a. true false
- b. true false
- c. true false

3. Clarabelle


- a. true false
- b. true false
- c. true false

4. Bragging Rat

- a. true false
- b. true false
- c. true false




hole mouse


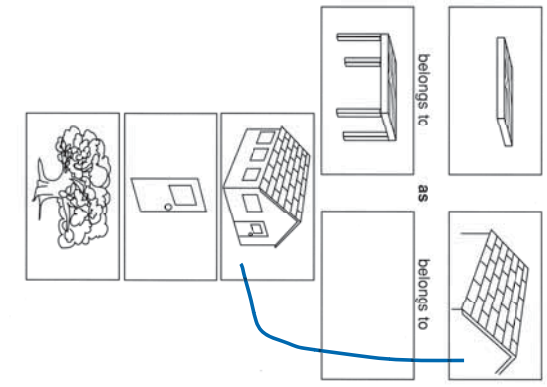
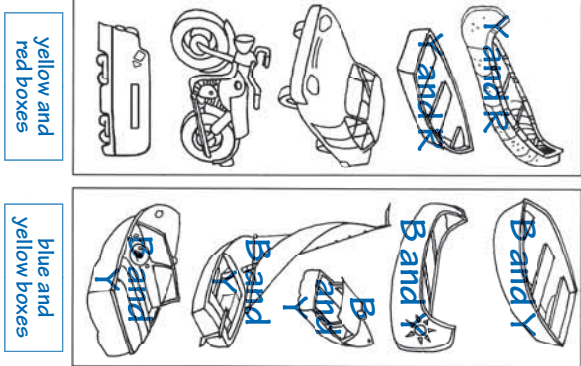


The dog was in a bed.
The mouse was in a hole.

will stick turn



The cat will turn.
The stick will burn.

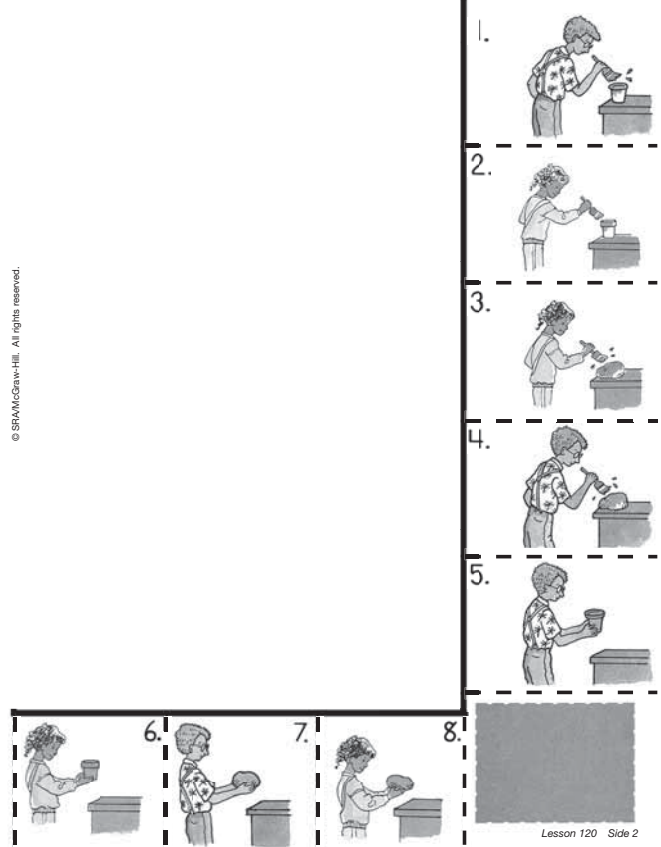


The chair broke.

Children compose own similar sentences.

Clarabelle sat on a little chair.

Clarabelle little chair broke



near cop



The fox was near a cop.
The rat was near a mop.

quiet shallow cooked short

1. long short
2. deep shallow
3. loud quiet
4. raw cooked



belongs to




belongs to




as




balls black boat white



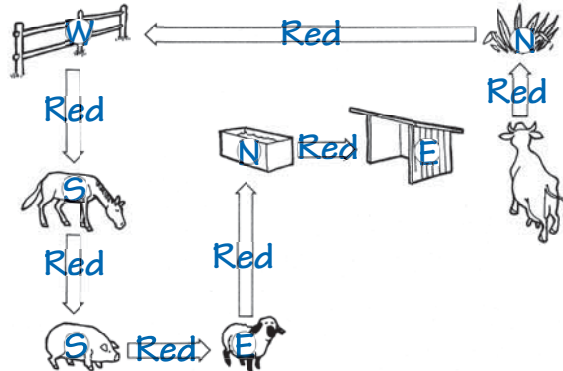
The black balls were in a van.
The white balls were in a boat.



yellow hats on black birds





red hats on black birds





- a. _____ kite 4
- b. _____ hat 2
- c. _____ wrecking yard 3
- d. _____ turtle 4
- e. _____ pond 1



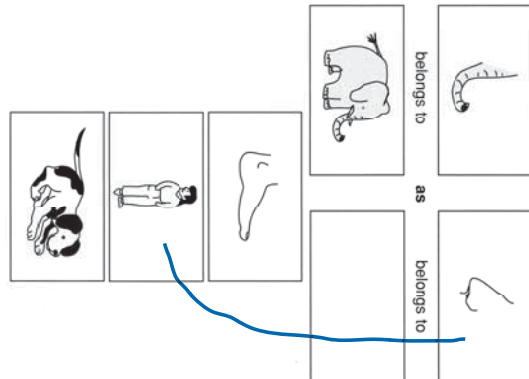
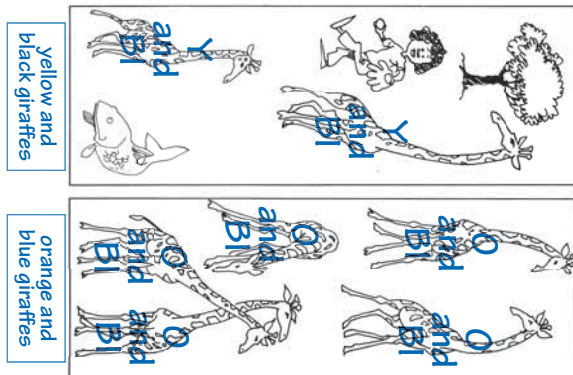
- f. _____ honey 5
- g. _____ number 1 7
- h. _____ bus 6
- i. _____ Bleep 9
- j. _____ palms 8




licked ear cow



The cat licked a hand.
The cow licked an ear.





So Honey bit Sweetie's tail.

Sweetie chased Andrea.

Sweetie Andrea Honey bit chased


wide shiny pull short long

- 1. tall short
- 2. push pull
- 3. narrow wide
- 4. dull shiny
- 5. short long

containers numbers tools

- | | |
|-----------------------|-----------------------|
| jar <u>containers</u> | six <u>numbers</u> |
| saw <u>tools</u> | bag <u>containers</u> |
| ten <u>numbers</u> | rake <u>tools</u> |
| cup <u>containers</u> | three <u>numbers</u> |
| mop <u>tools</u> | nine <u>numbers</u> |

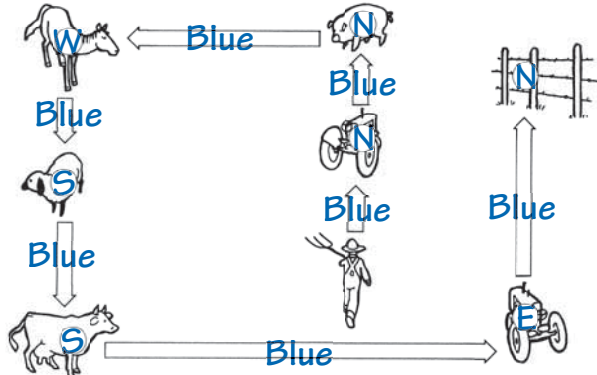
black white



The toad will go in the white car.
The bird will go in the black car.

cry short difficult wide dark

- 1. easy difficult
- 2. laugh cry
- 3. light dark
- 4. narrow wide
- 5. tall short



1. Roger had many favorite hats. But his most favorite was a big black hat. One day, he put on that hat and went out for a walk. The day was very hot and Roger started to sweat.

Children draw pictures in boxes.

1

2. Roger didn't want to sweat all over his very favorite hat. So he took off his hat and put it under a bench that was next to a house. Roger planned to finish his walk without his hat, come back to the bench, pick up his black hat and go back home.

2

3. What Roger didn't know was that the bench was next to Paul's house and that Paul planned to paint that bench pink. Roger also didn't know that when Paul painted things, he plopped paint on things that were nearby.

3


4. So, while Roger was on his walk, Paul came out and

Children copy story ending from board.

Children illustrate story ending.

4

front of back

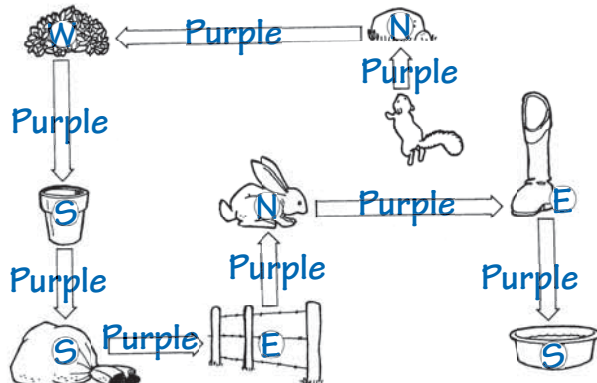


The goat is in front of the car.


The snake is in back of the car.

sad clean push near dirty

- 1. dirty clean
- 2. clean dirty
- 3. far near
- 4. happy sad
- 5. pull push



tiger front of
eagle back



The eagle is in front of the tree.
The tiger is in back of the tree.

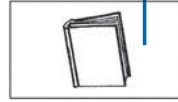


belong to



belong to

as



vehicles animals clothing

sock clothing

turtle animals

boat vehicles

tractor vehicles

shark animals

mole animals

hat clothing

dress clothing

train vehicles

car vehicles



Paul



Sweetie



Rolla




Roger



Honey




Roxie



Bleep and Molly



Clarabelle



Bragging Rats

Children check three of the characters in this workbook lesson.