

Assessment

Blackline Masters



Grade 1



Name _____ Date _____ Score _____

Sound Blending

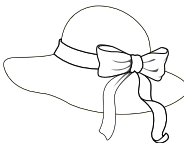

1.



2.




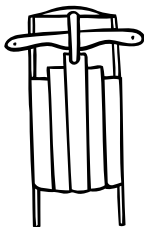
3.



4.



5.



UNIT 1 • Lesson 1 (continued)

Name _____ **Date** _____ **Score** _____

High-Frequency Words

1. san can cin
 ○ ○ ○

2. ov un on
 ○ ○ ○

3. am aw um
 ○ ○ ○

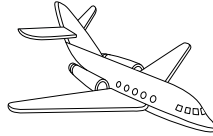
4. und ard and
 ○ ○ ○

5. thi the dhe
 ○ ○ ○


Name _____ Date _____ Score _____

Final Consonant Sounds




1.




2.



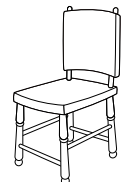

3.



4.



5.



UNIT 1 • Lesson 2 (continued)

Name _____ **Date** _____ **Score** _____

High-Frequency Words

1. did dod pid
 ○ ○ ○

2. ti it ut
 ○ ○ ○

3. hud hab had
 ○ ○ ○

4. hom him hin
 ○ ○ ○

5. said sied sait
 ○ ○ ○

Name _____ Date _____ Score _____

Missing Sounds

1. r t k
○ ○ ○

2. n t m
○ ○ ○

3. d r w
○ ○ ○

4. l o n
○ ○ ○

5. p s l
○ ○ ○

UNIT 1 • Lesson 3 (continued)

Name _____ **Date** _____ **Score** _____

High-Frequency Words

1. haz hos has
 ○ ○ ○

2. at ot ut
 ○ ○ ○

3. un in ni
 ○ ○ ○

4. there thair theer
 ○ ○ ○

5. sey sie see
 ○ ○ ○

UNIT 1 Assessment (continued)

Name _____ Date _____ Score _____

Phonics and Word Reading

6. en and ane
 ○ ○ ○

7. him hem hme
 ○ ○ ○

8. cid sed said
 ○ ○ ○

9. can cn cen
 ○ ○ ○

10. hos has hap
 ○ ○ ○

Name _____ **Date** _____ **Score** _____

Sounds and Spellings

1. p d tt
 ○ ○ ○

2. p b t
 ○ ○ ○

3. a i o
 ○ ○ ○

4. a i o
 ○ ○ ○

5. l m n
 ○ ○ ○

UNIT 1 Assessment (continued)

Name _____ Date _____ Score _____

Sounds and Spellings

6.

n

ll

i

7.

i

a

o

8.

b

t

d

9.

a

n

h

10.

p

t

d

Name _____ Date _____ Score _____

Syllables**1.** airplane truck wagon**2.** table chair desk**3.** friend mom sister**4.** balloon animal hurry**5.** happening button parade

UNIT 2 • Lesson 1 (continued)

Name _____ **Date** _____ **Score** _____

High-Frequency Words

1. heve hav have
 ○ ○ ○

2. cill call koll
 ○ ○ ○

3. l ey ai
 ○ ○ ○

4. iz is os
 ○ ○ ○

5. ahp ut up
 ○ ○ ○

Name _____ Date _____ Score _____

Beginning Consonants

1. g b j
 ○ ○ ○

2. f v r
 ○ ○ ○

3. g p s
 ○ ○ ○

4. f h p
 ○ ○ ○

5. n k g
 ○ ○ ○

UNIT 2 • Lesson 2 (continued)

Name _____ **Date** _____ **Score** _____

High-Frequency Words

1. bip big bij
 ○ ○ ○

2. got gud goc
 ○ ○ ○

3. luk look lok
 ○ ○ ○

4. wuz was wos
 ○ ○ ○

5. what waht wat
 ○ ○ ○

Name _____ Date _____ Score _____

Ending Consonants

- | | | | |
|-----------|-----------------------------|------------------------------|-----------------------------|
| 1. | zz
<input type="radio"/> | k
<input type="radio"/> | t
<input type="radio"/> |
| 2. | k
<input type="radio"/> | z
<input type="radio"/> | ss
<input type="radio"/> |
| 3. | b
<input type="radio"/> | g
<input type="radio"/> | d
<input type="radio"/> |
| 4. | i
<input type="radio"/> | ck
<input type="radio"/> | p
<input type="radio"/> |
| 5. | d
<input type="radio"/> | dge
<input type="radio"/> | b
<input type="radio"/> |

UNIT 2 • Lesson 3 (continued)

Name _____ **Date** _____ **Score** _____

High-Frequency Words

1. gep git get
 ○ ○ ○

2. ef if af
 ○ ○ ○

3. ask ast aks
 ○ ○ ○

4. jus juzt just
 ○ ○ ○

5. awl all aol
 ○ ○ ○

Name _____ **Date** _____ **Score** _____

Phonics and Word Reading

1. c w m
 ○ ○ ○

2. n x r
 ○ ○ ○

3. t g p
 ○ ○ ○

4. v i u
 ○ ○ ○

5. e a o
 ○ ○ ○

UNIT 2 Assessment (continued)

Name _____ Date _____ Score _____

Phonics and Word Reading

6. cal kell call
○ ○ ○

7. luk look lek
○ ○ ○

8. what whut whay
○ ○ ○

9. jist just jast
○ ○ ○

10. tha th the
○ ○ ○

Name _____ Date _____ Score _____

Sounds and Spellings

1.

c

ff

k

2.

k

s

g

3.

r

c

z

4.

dge

a

al

5.

ss

z

f

UNIT 2 Assessment (continued)

Name _____ Date _____ Score _____

Sounds and Spellings

6.

e

k

f

7.

k

r

f

8.

c

j

g

9.

al

u

a

10.

a

e

u

Name _____ Date _____ Score _____

Print Concepts

1. The pen is on the desk.

Yes

No

2. this is my book.

Yes

No

3. Where is the cat?

Yes

No

4. Can we eat now

Yes

No

5. A bird is in the tree.

Yes

No

UNIT 3 • Lesson 1

Name _____ **Date** _____ **Score** _____

Inflectional Endings

1. lifted called saved

2. added nested helped

3. stepped played cooked

4. petted jumped pulled

5. barked liked wanted

Name _____ Date _____ Score _____

High-Frequency Words

1. down doan doon
 ○ ○ ○

2. ids ith its
 ○ ○ ○

3. der red rep
 ○ ○ ○

4. hild helg help
 ○ ○ ○

5. sax six siv
 ○ ○ ○

UNIT 3 • Lesson 2

Name _____ **Date** _____ **Score** _____

Letters and Sounds

1. thip ship slip
 ○ ○ ○

2. six sic sip
 ○ ○ ○

3. bosh bith batch
 ○ ○ ○

4. bean bin baen
 ○ ○ ○

5. thin tin then
 ○ ○ ○

Name _____ Date _____ Score _____

High-Frequency Words

1. ther then shen

2. that thet chat

3. stis thas this

4. jump pump jumd

5. ov uf of

UNIT 3 • Lesson 3

Name _____ Date _____ Score _____

Letters and Sounds

1. stor sart start
○ ○ ○

2. wil well whal
○ ○ ○

3. toor tore tare
○ ○ ○

4. which wheck wuch
○ ○ ○

5. spart sporth sport
○ ○ ○

Name _____ Date _____ Score _____

High-Frequency Words

1. liddle little littel
 ○ ○ ○

2. wint wend went
 ○ ○ ○

3. will wull wiil
 ○ ○ ○

4. whin when wenh
 ○ ○ ○

5. are ahr aer
 ○ ○ ○

UNIT 3 Assessment

Name _____ Date _____ Score _____

Phonics and Word Reading

1. sl sh st
 ○ ○ ○

2. ch tr th
 ○ ○ ○

3. w x z
 ○ ○ ○

4. nt tch mt
 ○ ○ ○

5. rt sk ed
 ○ ○ ○

Name _____ Date _____ Score _____

Phonics and Word Reading

6. ned rud red
 ○ ○ ○

7. help held belp
 ○ ○ ○

8. siv six cix
 ○ ○ ○

9. this chis thiz
 ○ ○ ○

10. pump jump jund
 ○ ○ ○

UNIT 3 Assessment (continued)

Name _____ Date _____ Score _____

Sounds and Spellings

1. ch sh th

2. or ur er

3. ir or ar

4. or ar wh

5. th ed ch

Name _____ **Date** _____ **Score** _____

Sounds and Spellings

6. th ch sh
 ○ ○ ○

7. ore ar ir
 ○ ○ ○

8. er ir e
 ○ ○ ○

9. g ch x
 ○ ○ ○

10. sh ch th
 ○ ○ ○

UNIT 3 Assessment (continued)

Name _____ Date _____ Score _____

Print Concepts

1. put the dish on the table.

Yes

No

2. What time will you get here?

Yes

No

3. Is it too hot to go for a run

Yes

No

4. My mom can drive us.

Yes

No

5. bob has a big dog.

Yes

No

Name _____ Date _____ Score _____

Letters and Sounds**1.** seeing faster around**2.** girl walk take**3.** talk same burn**4.** please laugh heard**5.** sing gone want

UNIT 4 • Lesson 1 (continued)

Name _____ **Date** _____ **Score** _____

High-Frequency Words

1. any dry and
 ○ ○ ○

2. find home from
 ○ ○ ○

3. look like bike
 ○ ○ ○

4. song long love
 ○ ○ ○

5. water away window
 ○ ○ ○

UNIT 4 • Lesson 2 (continued)

Name _____ **Date** _____ **Score** _____

High-Frequency Words

1. by at my
 ○ ○ ○

2. no do go
 ○ ○ ○

3. which where share
 ○ ○ ○

4. of an us
 ○ ○ ○

5. then three they
 ○ ○ ○

Name _____ Date _____ Score _____

Letters and Sounds

1. jam yell ran
○ ○ ○

2. up it ape
○ ○ ○

3. van hat fan
○ ○ ○

4. dot able wet
○ ○ ○

5. wish fun dove
○ ○ ○

UNIT 4 • Lesson 3 (continued)

Name _____ **Date** _____ **Score** _____

High-Frequency Words

1. the she shoe
 ○ ○ ○

2. yes pet yet
 ○ ○ ○

3. went were here
 ○ ○ ○

4. for her fun
 ○ ○ ○

5. eat our out
 ○ ○ ○

Name _____ Date _____ Score _____

Phonics and Word Reading

1.	y	g	s
	<input type="radio"/>	<input type="radio"/>	<input type="radio"/>

2.	k	p	v
	<input type="radio"/>	<input type="radio"/>	<input type="radio"/>

3.	a_e	e_e	c
	<input type="radio"/>	<input type="radio"/>	<input type="radio"/>

4.	u_e	ng	w
	<input type="radio"/>	<input type="radio"/>	<input type="radio"/>

5.	r	nk	n
	<input type="radio"/>	<input type="radio"/>	<input type="radio"/>

UNIT 4 Assessment (continued)

Name _____ Date _____ Score _____

Phonics and Word Reading

6. gurl gerl girl
 ○ ○ ○

7. yes yez yis
 ○ ○ ○

8. weth with widt
 ○ ○ ○

9. they thay shey
 ○ ○ ○

10. dut lut but
 ○ ○ ○

UNIT 4 Assessment (continued)

Name _____ Date _____ Score _____

Sounds and Spellings

6.

gu

gr

ur

7.

ca

ng

co

8.

or

ear

ar

9.

a

al

u

10.

th

qu

f

Name _____ Date _____ Score _____

Print Concepts

1. The door is open.

Yes

No

2. can you help me with this?

Yes

No

3. His sister is my friend

Yes

No

4. This is a nice park.

Yes

No

5. how far away is it

Yes

No

UNIT 5 • Lesson 1

Name _____ **Date** _____ **Score** _____

Letters and Sounds

1. hegh high haigh
 ○ ○ ○

2. face fase fash
 ○ ○ ○

3. rasing rassing racing
 ○ ○ ○

4. cag cage caje
 ○ ○ ○

5. giant jiant gant
 ○ ○ ○

Name _____ Date _____ Score _____

High-Frequency Words

1. ride rid reid

2. walk walk wauk

3. well wel welle

4. maak mack make

5. trem them shem

UNIT 5 • Lesson 2

Name _____ **Date** _____ **Score** _____

Letters and Sounds

1. boath both bothe
 ○ ○ ○

2. using useing uesing
 ○ ○ ○

3. hoame hom home
 ○ ○ ○

4. huug huge hueg
 ○ ○ ○

5. stoov stov stove
 ○ ○ ○

Name _____ Date _____ Score _____

High-Frequency Words

1. affter afeter after
 ○ ○ ○

2. ouver over ovver
 ○ ○ ○

3. we wi wea
 ○ ○ ○

4. yoo you yuu
 ○ ○ ○

5. goe goos go
 ○ ○ ○

UNIT 5 • Lesson 3

Name _____ **Date** _____ **Score** _____

Letters and Sounds

1. heut heat hoat
 ○ ○ ○

2. dule dale deal
 ○ ○ ○

3. hure here har
 ○ ○ ○

4. feet fite faet
 ○ ○ ○

5. east iste aste
 ○ ○ ○

Name _____ Date _____ Score _____

High-Frequency Words

1. or orr oor

2. tuo two tou

3. be bea bi

4. grien gren green

5. taak take tak

Name _____ Date _____ Score _____

Phonics and Word Reading

6. wak walk wuck
○ ○ ○

7. make mac moke
○ ○ ○

8. aftr after after
○ ○ ○

9. thim them tham
○ ○ ○

10. rade rid ride
○ ○ ○

Name _____ Date _____ Score _____

Sounds and Spellings

6.

e

i

a

7.

cu

ce

ca

8.

ed

ei

ie

9.

th

gi

ch

10.

o

ch

ge

UNIT 6 • Lesson 1

Name _____ **Date** _____ **Score** _____

Letters and Sounds

1. anie any ane
 ○ ○ ○

2. field feild feeld
 ○ ○ ○

3. honee honey honye
 ○ ○ ○

4. wi wie we
 ○ ○ ○

5. here heer heir
 ○ ○ ○

Name _____ Date _____ Score _____

High-Frequency Words

1. avery evry every
 ○ ○ ○

2. come com coum
 ○ ○ ○

3. goeng going goeing
 ○ ○ ○

4. mee me mey
 ○ ○ ○

5. toh tou too
 ○ ○ ○

UNIT 6 • Lesson 2

Name _____ **Date** _____ **Score** _____

Letters and Sounds

1. fancy fance fancee
○ ○ ○

2. miec mice myce
○ ○ ○

3. pante paint paent
○ ○ ○

4. mis misc miss
○ ○ ○

5. plae pliy play
○ ○ ○

Name _____ Date _____ Score _____

High-Frequency Words

1. heer here herr

2. pretty prety prettie

3. coold coald could

4. daa day dae

5. way wai wae

UNIT 6 • Lesson 3

Name _____ **Date** _____ **Score** _____

Letters and Sounds

1. fly fla flo
○ ○ ○

2. ty tie tei
○ ○ ○

3. ieda ida idea
○ ○ ○

4. nine nene nin
○ ○ ○

5. lute leet light
○ ○ ○

Name _____ Date _____ Score _____

High-Frequency Words

1. somm som some
 ○ ○ ○

2. sleep slepe slepp
 ○ ○ ○

3. do'nt donnot' don't
 ○ ○ ○

4. caam came camm
 ○ ○ ○

5. richt right ritte
 ○ ○ ○

UNIT 6 Assessment

Name _____ Date _____ Score _____

Phonics and Word Reading

1. oa ie oi
○ ○ ○

2. y g f
○ ○ ○

3. oa eu ai
○ ○ ○

4. ey ay i
○ ○ ○

5. er ug ay
○ ○ ○

Name _____ Date _____ Score _____

Phonics and Word Reading

6. every avry ery
○ ○ ○

7. coom come cem
○ ○ ○

8. could cowl culd
○ ○ ○

9. ther heer here
○ ○ ○

10. ritte right rit
○ ○ ○

UNIT 6 Assessment (continued)

Name _____ Date _____ Score _____

Sounds and Spellings

1. icy icy ici
○ ○ ○

2. nitte night nighte
○ ○ ○

3. juicee juicie juicy
○ ○ ○

4. fly flie fliy
○ ○ ○

5. tiy tey tie
○ ○ ○

Name _____ Date _____ Score _____

Sounds and Spellings

6. rean rane rain
○ ○ ○

7. dey day daa
○ ○ ○

8. funney funny funnee
○ ○ ○

9. babees babyes babies
○ ○ ○

10. key kee kea
○ ○ ○

UNIT 7 • Lesson 1

Name _____ Date _____ Score _____

Phonics Review

1. cout coat coot
 ○ ○ ○

2. grow groo groe
 ○ ○ ○

3. fluw fleu flew
 ○ ○ ○

4. true trew truu
 ○ ○ ○

5. uuse uus use
 ○ ○ ○

Name _____ Date _____ Score _____

Phonics Review

1. lamm laam lamb
 ○ ○ ○

2. noow know gnow
 ○ ○ ○

3. sinn sing sign
 ○ ○ ○

4. write rite white
 ○ ○ ○

5. fone phone plone
 ○ ○ ○

UNIT 7 • Lesson 3

Name _____ **Date** _____ **Score** _____

Phonics Review

1. boot bout boet
 ○ ○ ○

2. troth trouth truth
 ○ ○ ○

3. rout root rote
 ○ ○ ○

4. duty dooty doty
 ○ ○ ○

5. toob toub tube
 ○ ○ ○

Name _____ Date _____ Score _____

Phonics and Word Reading

1. coet coot coat
○ ○ ○

2. show shou shoa
○ ○ ○

3. gruw greu grew
○ ○ ○

4. blue bluu blou
○ ○ ○

5. motic music mousic
○ ○ ○

UNIT 7 Assessment (continued)

Name _____ Date _____ Score _____

Phonics and Word Reading

6. climd climb climp
○ ○ ○

7. knew gnew hnew
○ ○ ○

8. cnaw gnaw graw
○ ○ ○

9. rhap rwap wrap
○ ○ ○

10. foto ploto photo
○ ○ ○

Name _____ Date _____ Score _____

Phonics and Word Reading

11. co ____ ____

12. ____ ____ ee

13. si ____ ____

14. ____ ____ eck

15. ele ____ ____ ant

UNIT 7 Assessment (continued)

Name _____ Date _____ Score _____

Phonics and Word Reading

16. food fode foud
○ ○ ○

17. troth truth trouth
○ ○ ○

18. goot goat gout
○ ○ ○

19. clue cluu cluw
○ ○ ○

20. snoo snow snou
○ ○ ○

UNIT 7 • Oral Fluency Assessment

Beth and Carlos came home from school. Dad was cooking dinner.

“Where is Mom?” they asked.

“Mom had to work late,” said Dad. “I want to make dinner. It will be a surprise, and you two can help me cook.”

The two of them said this was a good idea. First they went to their rooms. They put their coats and backpacks away. They changed clothes and then they came back to the kitchen. They all helped to make stew for dinner.

It took a while for the stew to cook. Beth and Carlos got their backpacks. They did their homework in the kitchen.

Then Mom came home. The house smelled like food was cooking. She walked into the kitchen. She smiled at everybody.

“This is a nice surprise,” she said. “Thank you, and let’s eat.”

Name _____ Date _____ Score _____

Phonics Review

1. noo new niw
 ○ ○ ○

2. threw throo thraw
 ○ ○ ○

3. sore suur sure
 ○ ○ ○

4. goad goud good
 ○ ○ ○

5. lock look louk
 ○ ○ ○

Name _____ Date _____ Score _____

Phonics Review

1. done doun down
○ ○ ○

2. house hoose horse
○ ○ ○

3. cowse cease cause
○ ○ ○

4. saa saw soa
○ ○ ○

5. draw drau driw
○ ○ ○

Name _____ Date _____ Score _____

Phonics Review

1. cawght cawht caught
 ○ ○ ○

2. tought taught toought
 ○ ○ ○

3. bought bawht baught
 ○ ○ ○

4. noyse noise noese
 ○ ○ ○

5. toi toe toy
 ○ ○ ○

Name _____ Date _____ Score _____

Phonics and Word Reading

1. chue chew choi
 ○ ○ ○

2. used usd uesd
 ○ ○ ○

3. coot cute cuut
 ○ ○ ○

4. bok bock book
 ○ ○ ○

5. cook couk coog
 ○ ○ ○

UNIT 8 Assessment (continued)

Name _____ Date _____ Score _____

Phonics and Word Reading

6. d _ _ n

7. h _ _ se

8. n _ _ ghty

9. s _ _

10. dr _ _

Name _____ **Date** _____ **Score** _____

Phonics and Word Reading

11. c ___ ___ ght

12. t ___ ___ ght

13. b ___ ___ ght

14. n ___ ___ se

15. t ___ ___

UNIT 8 • Oral Fluency Assessment

Riding a bike is a lot of fun. Most kids learn how to ride a bike. Many of them ride even when they grow up.

Learning to ride a bike is easy. It can be a little scary, too. You feel like you might fall. But soon you learn how to do it. Then you never forget.

Many children ride bikes to school. It is a nice way to start a day. The weather has to be good to do this. It can't be too hot or cold. A nice, sunny day is best for riding to school.

Men and women may ride a bike to work. It costs less than driving a car or riding a bus. In some cities, there are bike lanes. This is a special kind of road. It is just for bikes. A bike lane is a safe place for people to ride.

On the weekend, many people ride a bike for fun. Sometimes a whole family will go for a ride. They have a really good time.

Name _____ Date _____ Score _____

Phonics and Word Reading

Fill in the bubble under the answer you think is correct.

1. rehappy dehappy unhappy

2. unafraid exafraid disafraid

3. disfold unfold imfold

4. relike delike dislike

5. unappear disappear exappear

Name _____ Date _____ Score _____

Phonics Review

Fill in the bubble under the word that fits in the blank and is spelled correctly.

1. Did they _____ the floors?

wix

wex

wax

wox

2. This is the _____ book I read.

same

saam

samm

saim

3. The officer has a _____.

bedge

bidge

bodge

badge

4. The rice came in a _____.

saack

sack

soack

seck

5. It looks like _____.

ran

rian

rain

raine

UNIT 9 Assessment

Name _____ Date _____ Score _____

Phonics and Word Reading

Fill in the bubble under the answer you think is correct.

1. reable unable conable
○ ○ ○

2. unbuttoned rebuttoned disbuttoned
○ ○ ○

3. imhonest dishonest prehonest
○ ○ ○

4. inconnected exconnected disconnected
○ ○ ○

5. disagree unagree reagree
○ ○ ○

Name _____ Date _____ Score _____

Phonics and Word Reading

Fill in the missing letters in the word.

6. ____ movable

7. ____ active

8. ____ definite

9. ____ attach

10. ____ dial

UNIT 9 Assessment (continued)

Name _____ Date _____ Score _____

Phonics and Word Reading

Fill in the bubble under the word that fits in the blank and is spelled correctly.

11. John has a baseball _____.

dal

bab

bal

bat

12. My house is by a _____.

lak

lake

lac

mak

13. She _____ in a chair.

sat

sot

sta

lat

14. I put the cup on the _____.

table

tibl

tal

teble

15. Jan gave the squirrel an _____.

akun

aor

acorn

orne

UNIT 9 • Oral Fluency Assessment

Joan liked to swim. In the summer, she went to the pool almost every day. She was on the swim team. Some of her friends were on the team, too.

She would walk to the pool with her friends. They would all meet on the corner near her house. They would walk to the pool together.

When they got to the pool, they met the coaches. They would talk for a while. Then they would start to swim. It was hard work, but everybody liked it.

The pool was divided into lanes with ropes. There were eight lanes in the pool. Two or three swimmers would be in the same lane. They swam back and forth many times. This helped them get strong and fast. At the end of practice, they all had a snack.

UNIT 10 • Lesson 1

Name _____ Date _____ Score _____

Phonics Review

Fill in the bubble under the word that fits in the blank and is spelled correctly.

1. Wes is very _____.

sicke

soick

sick

seck

2. That dog is _____.

mine

mene

minn

mone

3. Can Dad _____ this?

fixe

fex

faix

fix

4. Please do not _____.

crie

cre

cra

cry

5. Put up the _____.

brigg

bridge

bride

bredge

Name _____ Date _____ Score _____

Phonics Review

Fill in the bubble under the word that fits in the blank and is spelled correctly.

1. Look at that big _____!

rock

rocke

reck

ruck

2. Put out the fire with the _____.

hoss

hose

hise

hase

3. What is in this _____?

boxe

bax

box

bix

4. Mom cut the _____ of bread.

loaf

liaf

leif

luaf

5. We went to the _____.

logg

loge

ladge

lodge

UNIT 10 • Lesson 3

Name _____ Date _____ Score _____

Phonics Review

Fill in the bubble under the word that fits in the blank and is spelled correctly.

1. Laura wished us _____.

leck

lucke

lyck

luck

2. Do you want an ice _____?

cabe

cuub

cube

cibe

3. Mary could not _____ the log.

budge

bedge

bidge

bodje

4. There are a _____ grapes left.

fu

few

fue

faw

5. May I play some _____ now?

mesic

masic

mosic

music

Name _____ Date _____ Score _____

Phonics and Word Reading

Fill in the bubble under the word that fits in the blank and is spelled correctly.

1. Turn off the _____.

lighe

liht

lit

light

2. There are many stars in the _____.

skey

sky

sci

ske

3. She knew how to _____ her shoes.

tie

tei

tey

ti

4. I drew a straight _____ on the paper.

line

lin

len

ben

5. Jan _____ her homework.

id

dit

did

ded

UNIT 10 Assessment (continued)

Name _____ Date _____ Score _____

Phonics and Word Reading

Fill in the bubble under the answer you think is correct.

6. Have you slept on a _____?
det cut cet cot
7. The dog licked its _____.
vone bone bene bon
8. I need to put my _____ on.
coat cote caot cack
9. Don't step in the _____.
mud mod med lud
10. She squeezed the _____ of toothpaste.
tuub tabe tube tebe

Name _____ Date _____ Score _____

Phonics and Word Reading

Fill in the missing letters in the word.

11. ___ sing

12. ___ nly

13. dr ___ ___

14. resc ___ ___

15. tr ___

UNIT 10 • Oral Fluency Assessment

Ben and Pat looked at the waves crashing on the beach. They listened to the sound the waves made. They smelled the air. This was the first time they had ever seen the ocean.

“What do you think?” asked their mother.

“It is huge. The ocean is the biggest thing I have ever seen,” Ben said. “It goes on forever.”

“And look at the waves,” said Pat. “They never stop moving. Is it always like this?”

“Not always,” said their father. “Sometimes the ocean does not have many waves. On other days, the waves are big.”

“Is the water cold now?” asked Pat.

“I want to go swimming.”

“The water is warm enough for a little swimming,” said Dad.

“I know how we can find out how warm the water is,” said Ben. He started running toward the water.

Name _____ Date _____ Score _____

Phonics Review

Fill in the bubble under the word that fits in the blank and is spelled correctly.

1. Go out on the _____.

decke

dack

deeke

deck

2. My _____ won the game.

teem

team

teme

tem

3. The children rode _____.

ponies

ponees

poneis

ponais

4. It is Ron's turn _____.

next

naxt

noxt

nixt

5. Do not stand near the _____.

egge

idge

edge

eje

UNIT 11 • Lesson 1 (continued)

Name _____ Date _____ Score _____

High-Frequency Words

Fill in the bubble under the answer you think is correct.

1. yur yoor your
 ○ ○ ○

2. five fiv faiv
 ○ ○ ○

3. foor foar four
 ○ ○ ○

4. pot put pat
 ○ ○ ○

5. bay boy bog
 ○ ○ ○

Name _____ Date _____ Score _____

Phonics Review

Fill in the bubble under the word that fits in the blank and is spelled correctly.

1. What will they do _____?

tlen

shen

tren

then

2. Did the _____ sail yet?

swip

stip

ship

thip

3. This is a nice _____.

clair

chair

ckair

thair

4. Ann and Jon _____ like sports.

both

borh

boch

boht

5. Can you _____ a ball?

cach

cetch

catch

cach

UNIT 11 • Lesson 3

Name _____ Date _____ Score _____

Phonics Review

Fill in the bubble under the word that fits in the blank and is spelled correctly.

1. The horse pulled the _____.

coart

cart

ceart

cort

2. Gene has a new _____.

shert

shiirt

sheart

shirt

3. This _____ has been very cold.

wintir

winter

wintar

wintur

4. The _____ is not open.

stoor

stoar

store

stoir

5. You should _____ at the next corner.

turn

toorn

tourn

tirn

Name _____ Date _____ Score _____

Phonics and Word Reading

Fill in the bubble under the word that fits in the blank and is spelled correctly.

1. Do you have a _____ to the house?

cey

kiy

kay

key

2. The ball went over the _____.

mut

net

nit

nat

3. Can you _____ the dishes?

clean

klen

ceep

cean

4. He _____ is coming to visit.

maybe

mabe

mebe

mybe

5. She _____ over and touched her toes.

boen

bint

bent

bnt

UNIT 11 Assessment (continued)

Name _____ Date _____ Score _____

Phonics and Word Reading

Fill in the missing letters in the word.

6. ____ ip

7. ____ en

8. ____ ip

9. ba ____

10. pi ____

Name _____ Date _____ Score _____

Phonics and Word Reading

Fill in the bubble under the answer you think is correct.

11. earth erth eart
○ ○ ○

12. bufore before befor
○ ○ ○

13. str stir stur
○ ○ ○

14. water watar watir
○ ○ ○

15. nurs ners nurse
○ ○ ○

UNIT 11 • Oral Fluency Assessment

Lots of people feed birds. They put seeds out for the birds near the house. The birds come and eat the seeds. The people like to watch the birds. It's fun for both the people and the birds.

When people feed birds, they often use a feeder. They put the seeds in the feeder. They hang the feeder in the yard. The feeder has holes in it. There are places for the birds to stand. The birds use their beaks to get the seed out of the holes in the feeder.

There is one kind of bird that does not eat seeds. It is a hummingbird. These tiny birds eat a special kind of juice from a flower.

How do people feed a hummingbird? They mix sugar and water. They put this mix in a special feeder. The hummingbirds come to the feeder and sip the sweet water. Seeing a hummingbird at a feeder is a wonderful sight.

Name _____ Date _____ Score _____

Phonics Review

Fill in the bubble under the word that fits in the blank and is spelled correctly.

1. This desk is made of _____.

wode

woed

wood

wod

2. This is Pam's _____.

bok

book

boak

bowk

3. Tom put the ball in the _____.

houp

hupe

hoip

hoop

4. I used _____ to fix the cup.

glue

gloe

glu

ghue

5. The plant _____ bigger.

groo

grou

grew

griw

UNIT 12 • Lesson 2

Name _____ Date _____ Score _____

Phonics Review

Fill in the bubble under the word that fits in the blank and is spelled correctly.

1. May I play with that _____?

toy

tou

tey

toie

2. Did the water _____ yet?

bool

boil

boyl

bowle

3. A lion's roar is _____.

lood

loud

lowd

luod

4. Bill lives in _____.

toon

toiwn

touen

town

5. I like to drink with a _____.

struw

strow

straw

sraw

Name _____ Date _____ Score _____

Phonics Review

Fill in the bubble under the word that is spelled correctly.

1. wanted wantd wantedd
 ○ ○ ○

2. addet added addedd
 ○ ○ ○

3. playd played played
 ○ ○ ○

4. helped helpt helpted
 ○ ○ ○

5. jumpt jumped jumpded
 ○ ○ ○

UNIT 12 • Assessment

Name _____ Date _____ Score _____

Phonics and Word Reading

Fill in the bubble under the word that fits in the blank and is spelled correctly.

1. My sandwich is _____.

gowd

gode

goud

good

2. Pat set his alarm for _____.

noan

noon

noun

nown

3. I spent an hour at the _____ store.

toy

tey

tay

toi

4. A _____ gives the time of day.

clock

cloke

cloek

clook

5. The boy had a _____ on his face.

scawl

scool

scowl

scaul

Name _____ Date _____ Score _____

Phonics and Word Reading

Fill in the missing letters in the word.

6. j _ _

7. n _ _ se

8. h _ _ se

9. br _ _ n

10. bec _ _ se

UNIT 12 Assessment (continued)

Name _____ Date _____ Score _____

Phonics and Word Reading

Fill in the bubble under the word that is spelled correctly.

11. handid handded handed
○ ○ ○

12. battd batted bated
○ ○ ○

13. likd likded liked
○ ○ ○

14. asked askt askded
○ ○ ○

15. calld called callid
○ ○ ○

UNIT 12 • Oral Fluency Assessment

Long ago, there were no cities. Small groups of people lived in huts or caves. They hunted animals or caught fish for food. They ate the plants they could find. When it was hard to find food, they moved to a different place.

People lived like this for a long time. Then they found out how to grow their own food. They learned how to put seeds in the ground. They took care of the plants that grew from the seeds.

This was a wonderful idea. Growing their own plants meant that people could stay in one place. They could grow more plants than they needed. They saved the food they did not eat. This meant they did not have to move from place to place.

People stopped living in caves. They built houses. After a while, they made the first city.