



DIGITAL GUIDE

Get Started Online



Register for a demo account at mheonline.com/samplestudysyncela

BRING LITERATURE TO LIFE

StudySync® is a comprehensive literacy solution for Grades 6-12 with hundreds of high-quality texts, dynamic videos, and media guaranteed to inspire and advance reading, writing, listening, and critical thinking skills to prepare your students for college and careers.

In addition to our robust print offering, we welcome you to explore our award-winning digital solution with the steps included in this booklet.

A complete ELA 6-12 curriculum

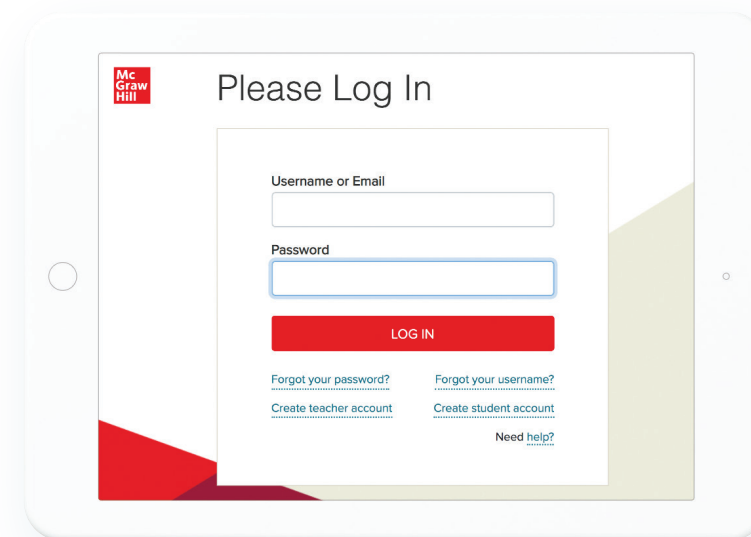
- ✓ Rigorous, integrated curriculum
- ✓ Multiple pathways of instruction, including both thematic units and novel studies
- ✓ Celebrates equitable access with robust differentiation for all learners
- ✓ Prepares all students for college and careers

TABLE OF CONTENTS

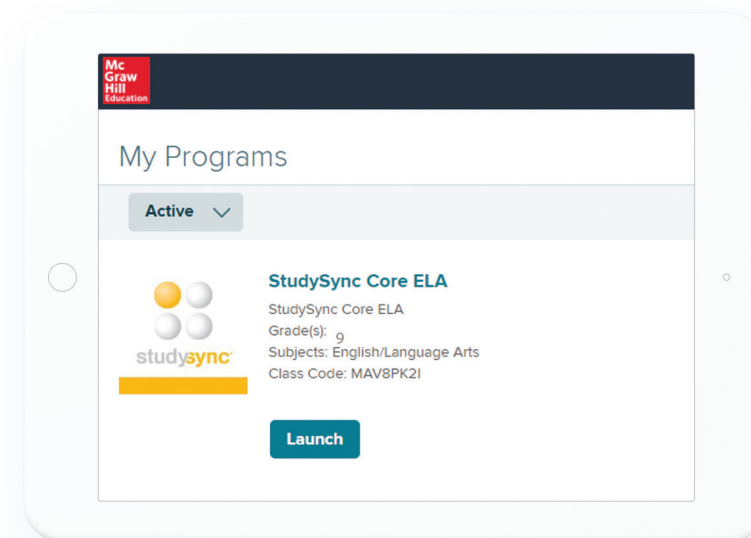
3	Get Started. Get Online.
4	Your StudySync Homepage
5	ELA Curriculum and Instructional Path
6	ELA Unit Overview
7	Integrated Reading and Writing
8	The Reading Routine First Read, Skill Lesson, Close Read
12	Extended Writing Project
13	EL Resources
14	Novel Studies
15	End of Unit Assessment
16	Library Texts, Blast Lessons - Current Events, Skills, Prompts, Standards

GET STARTED ONLINE

- 1 Register for a demo account at mheonline.com/samplestudysyncela
Next, visit my.mheducation.com to log in.



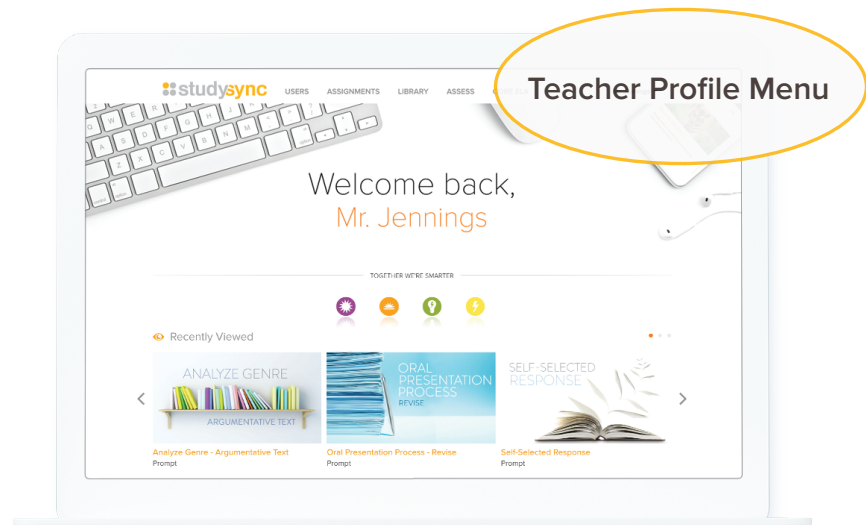
- 2 Select the **StudySync** Teacher Edition.



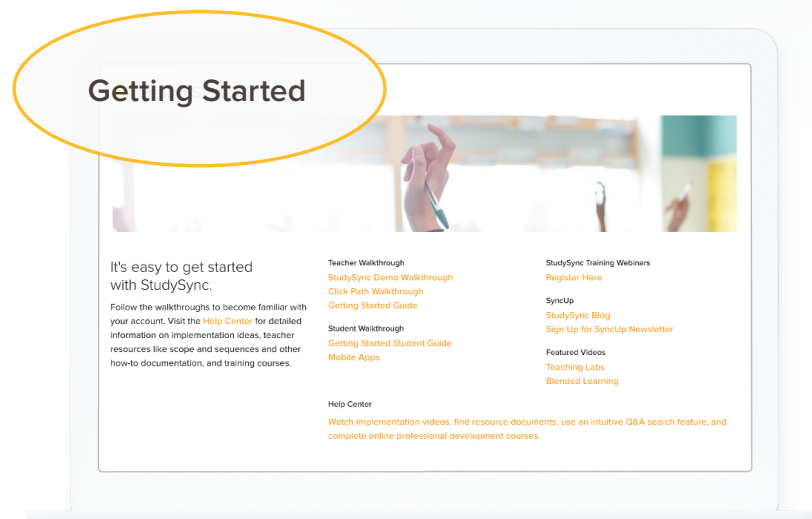
YOUR STUDYSYNC HOMEPAGE

The teacher homepage and teacher account profile menu provides regular updates about new content and features, plus helpful resources and links.

Find your **Comprehensive Help Center** with PD courses and intuitive Q&A in the teacher profile menu.



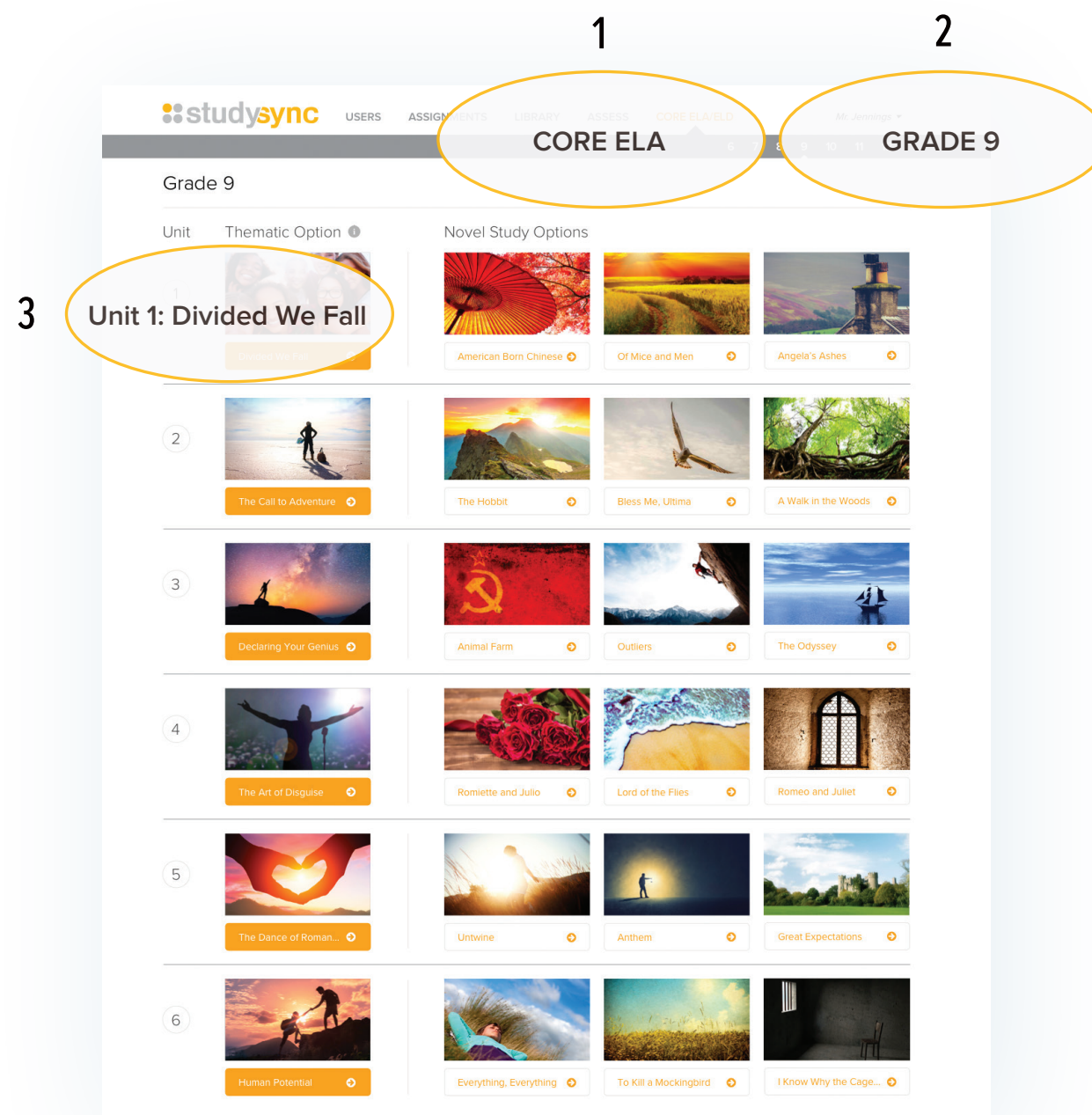
Scroll to the bottom of the page to find **Getting Started** resources. These links include Teacher and Student Walkthroughs, Training Webinars, and Help Center Resources.



ELA CURRICULUM AND INSTRUCTIONAL PATH

For this walkthrough we will explore **Grade 9, Unit 1**. A **StudySync** subscription provides all of the ELA and EL lessons and resources for Grades 6-12, no matter which grades you teach. Each grade level includes six thematic units. Landing pages for Grades 6-8 do not include Novel Studies as separate options as they do in Grades 9-12.

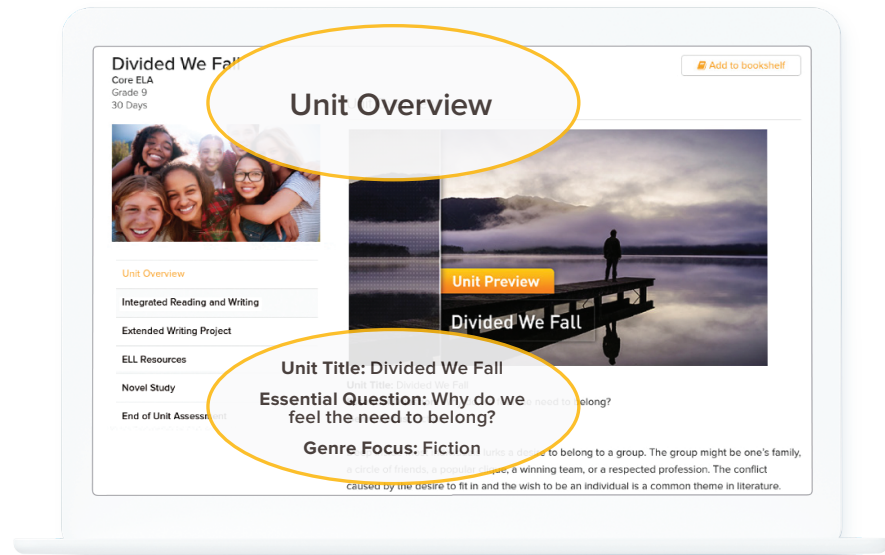
To select Grade 9, Unit 1, begin by selecting the top level menu item CORE ELA, choose Grade 9, then select the poster for Unit 1: Divided We Fall.



ELA UNIT OVERVIEW

Unit Overview contains (1) a video preview introducing the theme and (2) the Essential Question of the unit. Units also contain Integrated Writing and Grammar skills as well as the Self-Selected Text suggestions for independent reading and student choice.

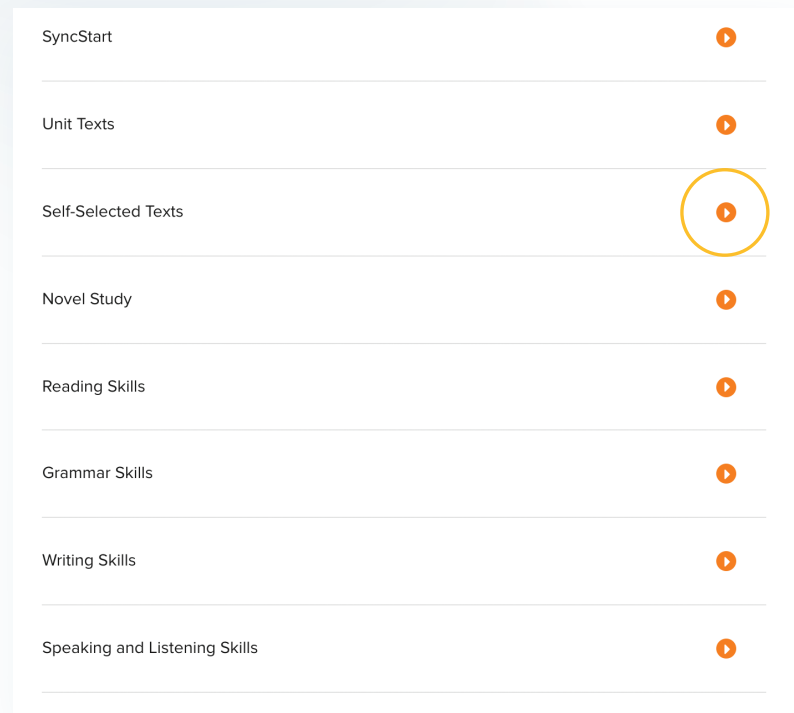
1



2

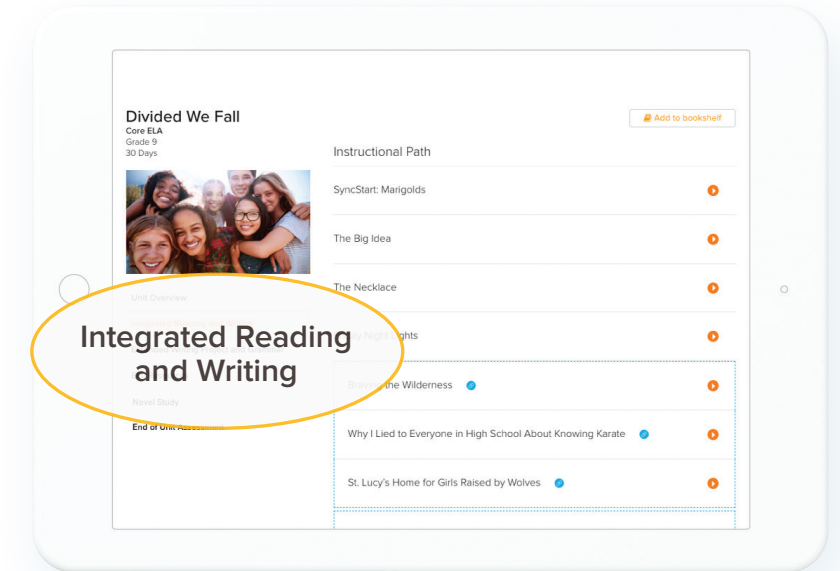
3 Scroll down to view lesson titles.

4 Click the orange arrows to reveal what each section covers.

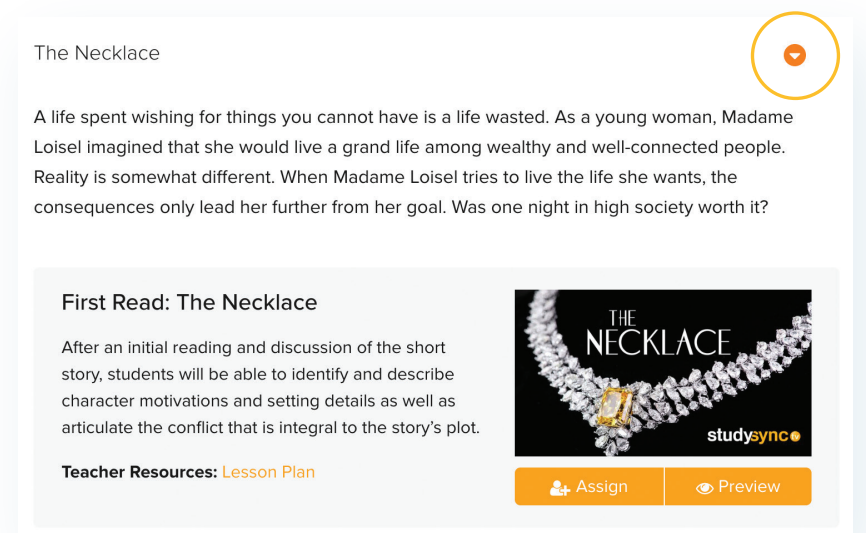


INTEGRATED READING AND WRITING

1 Click on the **Integrated Reading and Writing** blade to view the list of unit text selections, including opportunities to compare within and across genres. Each unit also includes independent reading selections.



2 Click the drop down menu for each title to view the reading routine.



THE READING ROUTINE

The reading routines for each text include a **First Read**, **Skill Lessons**, and a **Close Read**.


- ✓ First Reads help students understand what the text says.
- ✓ Skills Lessons explain how the text works.
- ✓ Close Reads show what the text means.

1 Click the **Preview** button to experience the First Read lesson from the students' point-of-view.

First Read: The Necklace

After an initial reading and discussion of the short story, students will be able to identify and describe character motivations and setting details as well as articulate the conflict that is integral to the story's plot.

Teacher Resources: [Lesson Plan](#)



Student Preview

Preview


2 In addition to your print Teacher's Edition, **Lesson Plans** are just a click away at each step of the reading routine.

Skill: Theme

After rereading and discussing a model of close reading, students will be able to determine a theme or central idea in "The Necklace" and analyze in detail its development over the course of the story, including how it emerges and is shaped and refined by specific details, such as the characters' motivations and actions.

Lesson Plan

Teacher Resources: [Lesson Plan](#)



Assign


Preview

3 Use the **Assign** button right from the instructional path to assign lessons to students for independent or collaborative work in class or for homework.

Close Read: The Necklace

After engaging in a close reading and discussion of "The Necklace," students will be able to produce a short, written response that analyzes how a character develops over the course of the story and describes how the plot twist at the end contributes to the story's theme, citing evidence in the text.

Teacher Resources: [Lesson Plan](#)



Assign

Preview

First Read

Each First Read lesson includes an Intro, Read, and Think section for students. Comprehension questions are optional and controlled by the teacher.

- ✓ The **INTRO** sets the stage for the text selection with a dynamic preview video.
- ✓ The next step is for students to **READ** the text with available supports and scaffolds including audio and split screen options for simultaneous viewing of the assignment and the text.
- ✓ The **THINK** tab asks students to respond to questions to clarify their understanding of the text and specific vocabulary in each selection.

First Read: The Necklace

After an initial reading and discussion of the short story, students will be able to identify and describe character motivations and setting details as well as articulate the conflict that is integral to the story's plot.

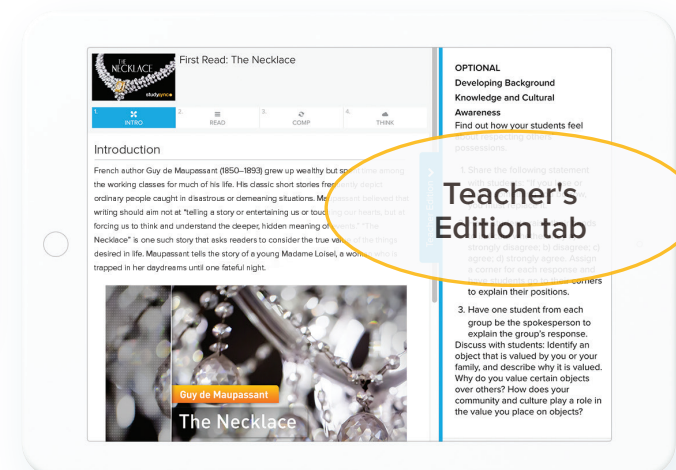
Teacher Resources: [Lesson Plan](#)



Assign

Preview

Teacher's Edition tab. While viewing the student lesson, teachers can access the Instruction and Differentiation at any time.



Skill Lesson

Skills lessons offer a 4-step learning path for each skill: Define, Vocabulary, Model, and Your Turn. This is where you will find Grammar lessons, including point of view, subject-verb agreement, capitalization, punctuation, academic vocabulary, and more.

Skill: Text Evidence

After rereading and discussing a model of close reading, students will be able to use text evidence to support an appropriate response to "Marigolds."

Teacher Resources: [Lesson Plan](#)



Assign

Preview

Close Read

The Close Read gives students an opportunity to reread and analyze the text while applying the standards-based skills they just learned. Close Read sections comprise of Vocabulary, Read, a StudySync® TV episode, and Write which all offer audio tools and additional supports.

- 1 Click **Preview** to view the learning path of the Close Read: Vocabulary, Read, StudySync® TV, and Write.

Close Read: The Necklace

After engaging in a close reading and discussion of "The Necklace," students will be able to produce a short, written response that analyzes how a character develops over the course of the story and describes how the plot twist at the end contributes to the story's theme, citing evidence in the text.

Preview

Teacher Resources: [Lesson Plan](#)

- 2 Click the **Read** tab to view the selection and the standards-based Focus questions.

Close Read: The Necklace

Read

Skills Focus

1. Identify a passage in the beginning of the story that shows how the author uses narration to develop Mathilde Loisel's character. Explain how the details provided through this narration make her character believable.
2. Identify a passage that shows how the loss of the necklace impacts the Loisels. Then analyze how these plot events, driven in part by the characters' own actions, influence the theme.
3. Identify the passages toward the end of the story where the author advances the plot and reveals the effects on Mathilde Loisel. Describe how these effects contribute to the story's theme.
4. Identify textual evidence that reveals a plot twist in the ending and analyze its impact on the story's ultimate message.

Read

The girl was one of those pretty and charming young creatures who sometimes are born, as if by a slip of fate, into a family of clerks. She had no dowry, no expectations, no way of being known, understood, loved, married by any rich and distinguished man; so she let herself be married to a little clerk of the Ministry of Public Instruction.

- 1 Click the **StudySync® TV** tab and watch an engaging student-modeled collaborative conversation. By clicking the blue Teacher's Edition tab, you can scroll to find suggested stopping points with instruction and discussion suggestions.

StudySync® TV

- 2 Click the **Write** tab.

Write

Graphic Organizer

- 3 Next, click the blue vertical tab labeled **Organizer**.

- 4 Scroll down to view the **graphic organizer** for the lesson.

Graphic Organizer

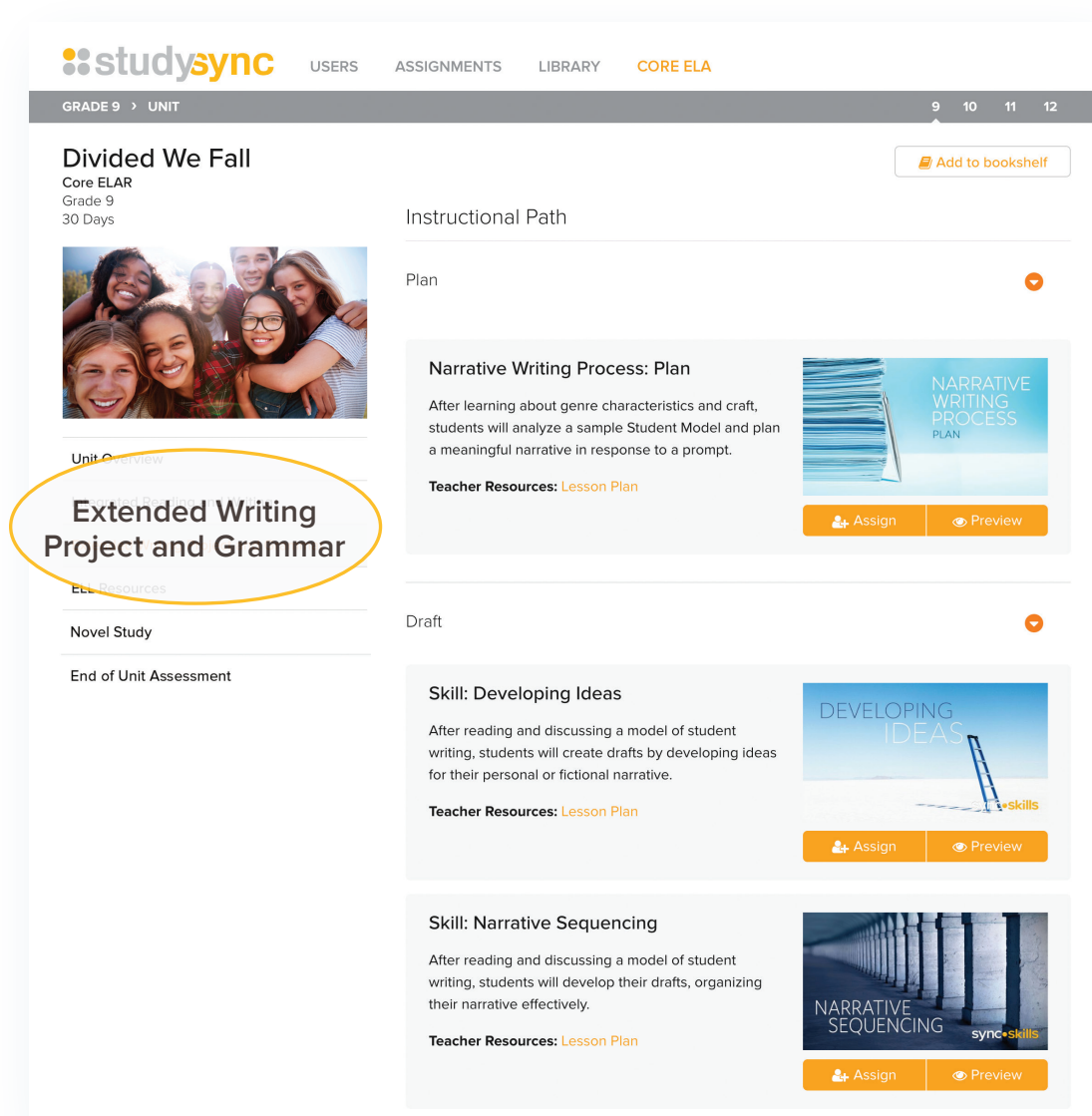
CHARACTER ACTIONS

Response

EXTENDED WRITING PROJECT

Each unit's Extended Writing Project focuses on different writing forms and covers lessons on the five steps in the process: Plan, Draft, Revise, Edit, Proofread, and Publish. Blasts and Skills lessons also help students craft their final essays. Within the Extended Writing Project, Grammar Skills are addressed with lessons that identify a variety of tools that writers use to structure their writing.

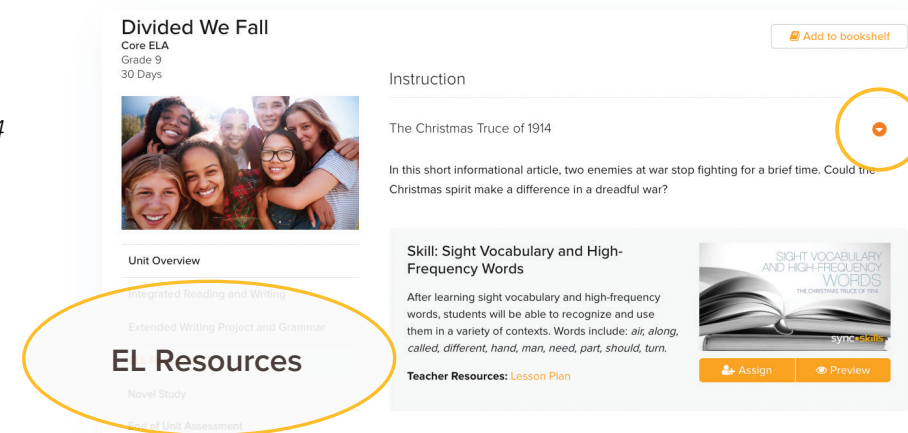
- 1 Click the Extended Writing Project blade to view the lessons within the project.



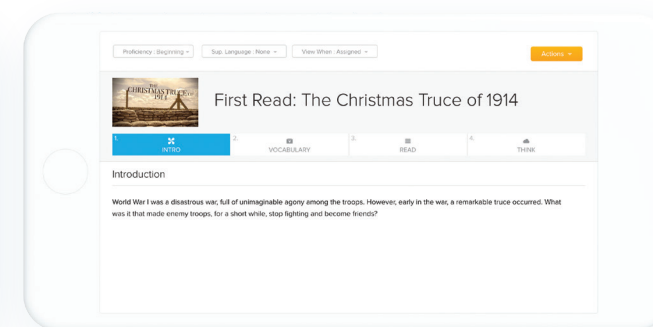
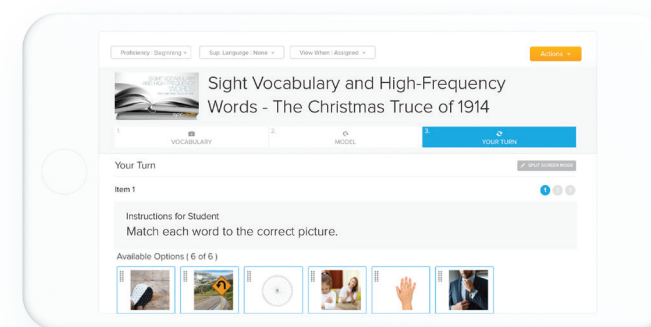
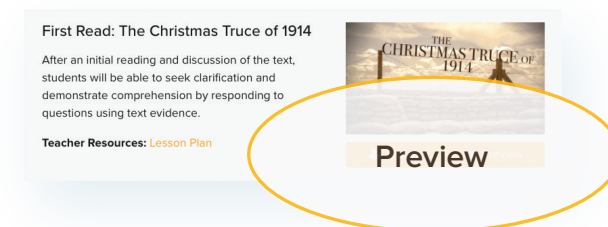
EL RESOURCES

Every lesson includes scaffolds at four levels. In addition, EL lessons complement core activities by supporting and reinforcing concepts for English Learners.

- 1 Click the **EL Resources** blade and click the orange drop down arrow next to *The Christmas Truce of 1914* to view the lessons for this created EL text.



- 2 Scroll down and click on the **Preview** button for the First Read. Then select a proficiency level at the top left. Scaffolds show on the READ tab on the left.

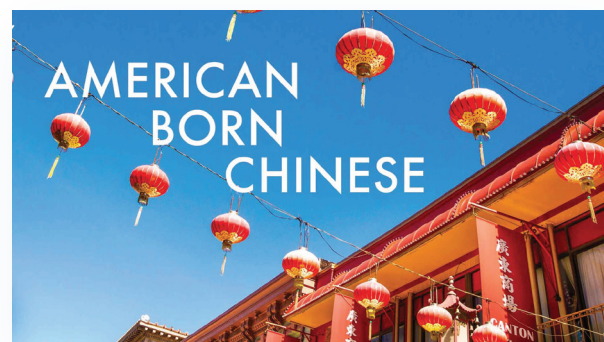
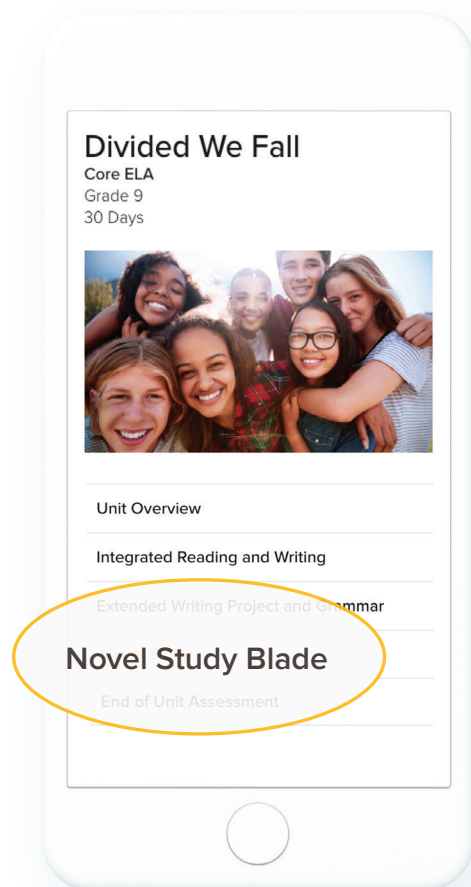


NOVEL STUDIES

Novel Studies offer students an important opportunity to transfer key reading, writing, and speaking and listening skills to longer complex texts.

In Middle School, teachers are provided with a reading guide for their students and themselves. In High School, Novel Studies can be taught in entire units complete with pacing guides and standards instruction.

The Novel Study Reading Guides identify key passages to help teachers guide students through an exploration of the essential ideas, events, and plot and character development in the novel. They also include close reading questions, key vocabulary, discussion prompts, and culminate in a writing assignment.



END OF UNIT ASSESSMENT

Summative assessment is embedded within each unit to provide a benchmark for student learning.



Teacher Introduction

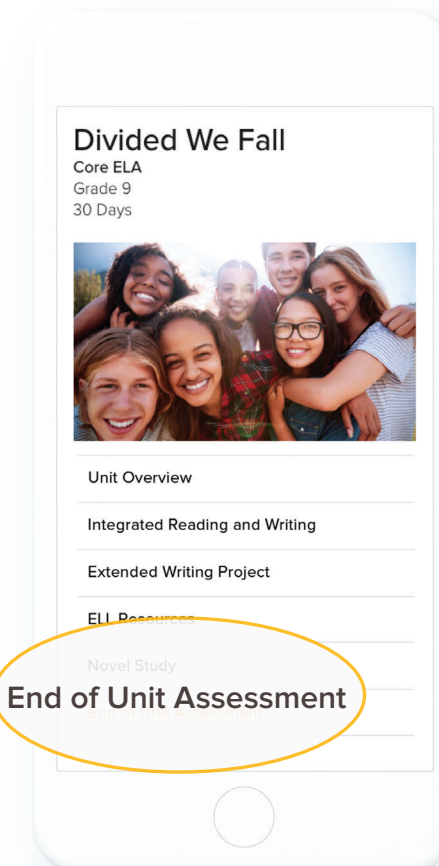
The *End-of-Unit Assessments* component is an integral part of the complete assessment program aligned with *StudySync* instruction

Features of *End-of-Unit Assessments*

- 6 End-Of-Unit Assessments
 - 4 selections and 30 items assessing comprehension
 - 2 selections and 10 items assessing revising and editing
 - 1 writing prompt

Focus of *End-of-Unit Assessments*

The assessments focus on key areas of English Language Arts and Reading as identified by the comprehension of literary and informational text, comprehension across genres, vocabulary acquisition and use, revising for clarity and conciseness, editing that demonstrates a command of the conventions of the English language, and genre writing. The assessment selections mirror the genre focus of the unit, speak to the unit's essential question, and are written to complexity levels appropriate to the grade level. (Assessment spreads in the *StudySync* Teacher's Editions identify a selection's Lexile, word count, and skill focus.) The writing prompt features students writing to the EWP genre for the unit. Each unit assessment also provides students familiarity with the item types featured in state testing as well as opportunities to work with item types outside of testing, such as constructed response and print versions of tech-enhanced/tech-enabled items.



End of Unit assessments are also included on the "End of Unit Assessment" blade in your digital account.

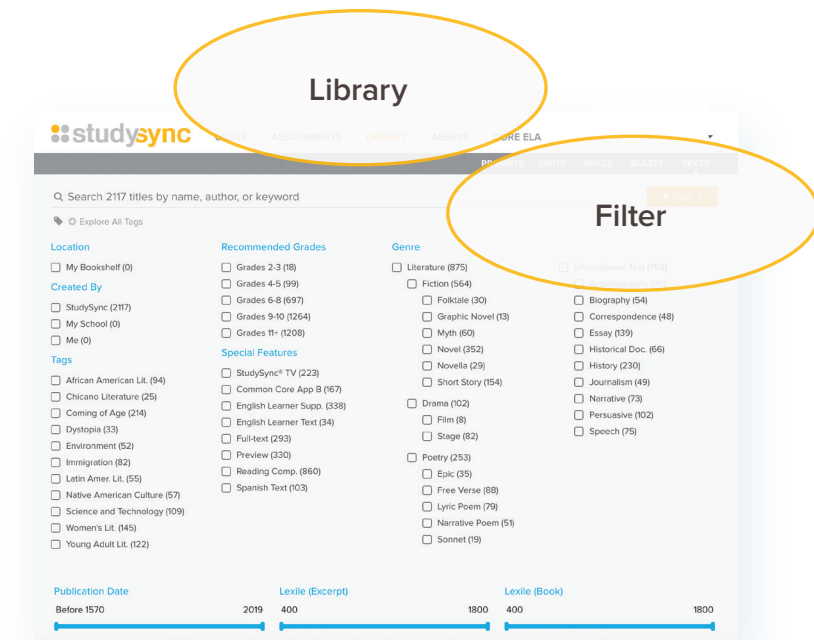
End of Unit assessments provide further clarity on how your students are progressing against standards mastery.

LIBRARY

Beyond the core content, the StudySync Library contains over 1,700 text selections, Blasts, Skills, Units, Prompts, and Standards.

Texts

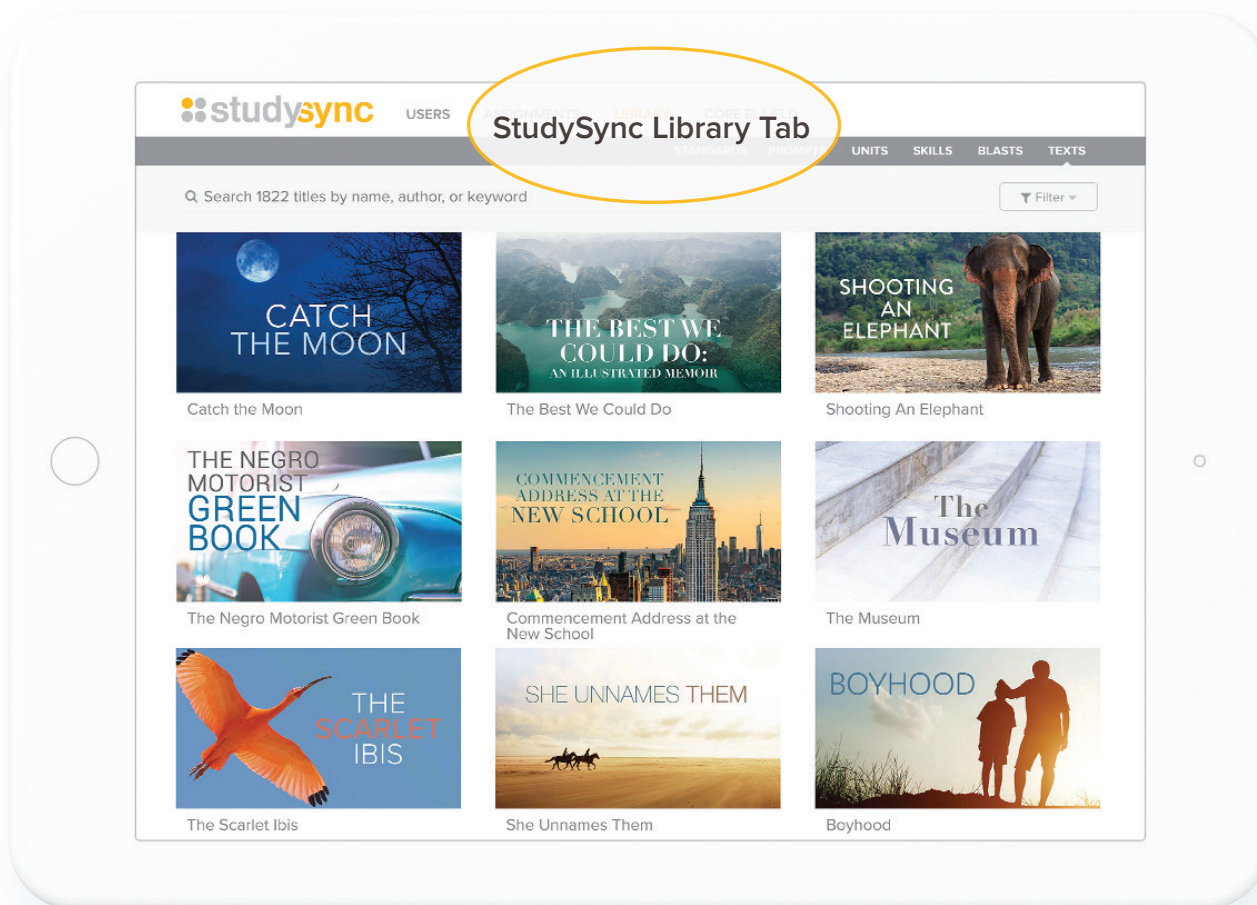
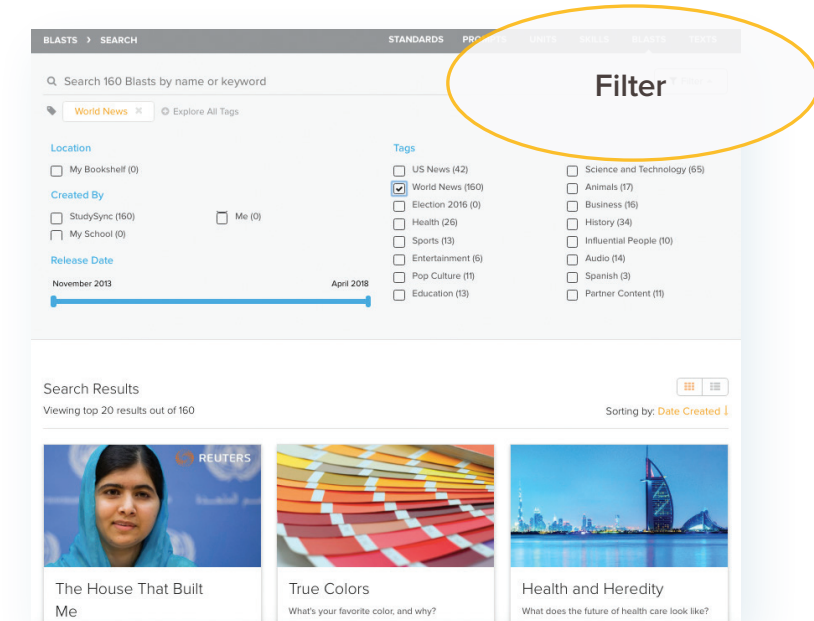
- 1 Click the **Library** tab and select the **Texts** button in the gray bar to start exploring fiction and nonfiction titles.
- 2 View all of the resources available. The Library is always expanding - adding new content every week!
- 3 Use the **Filter** button to locate titles, authors, and topics within the 1700+ library of texts.



Blasts Lessons - Current Events

Blasts are short read/write assignments covering current events and pop culture topics while offering leveled text for differentiation. Blasts are integrated throughout the Instructional Path of the Units as well as accessible here in the Blasts Library. New Blasts are added each school day!

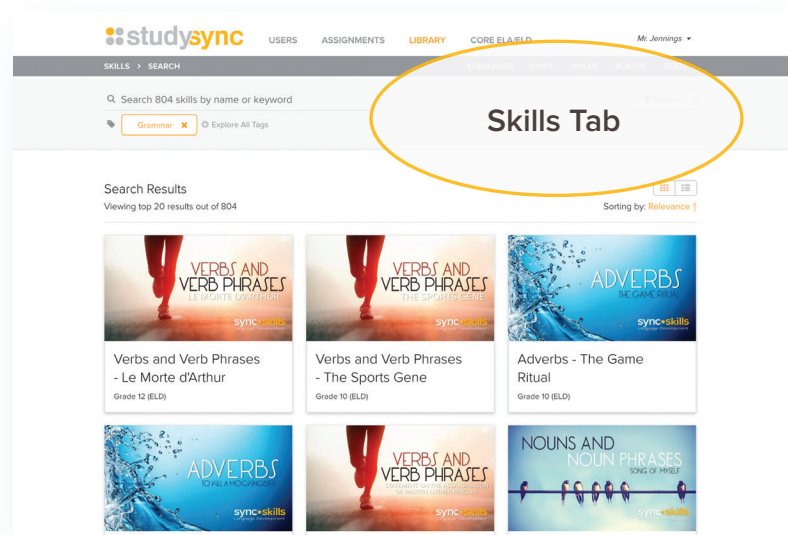
- 1 Within the Library, explore the Blasts tab. Use the **Filter** to choose a category and scroll to select a Blast from the results.



ALSO FOUND IN THE LIBRARY

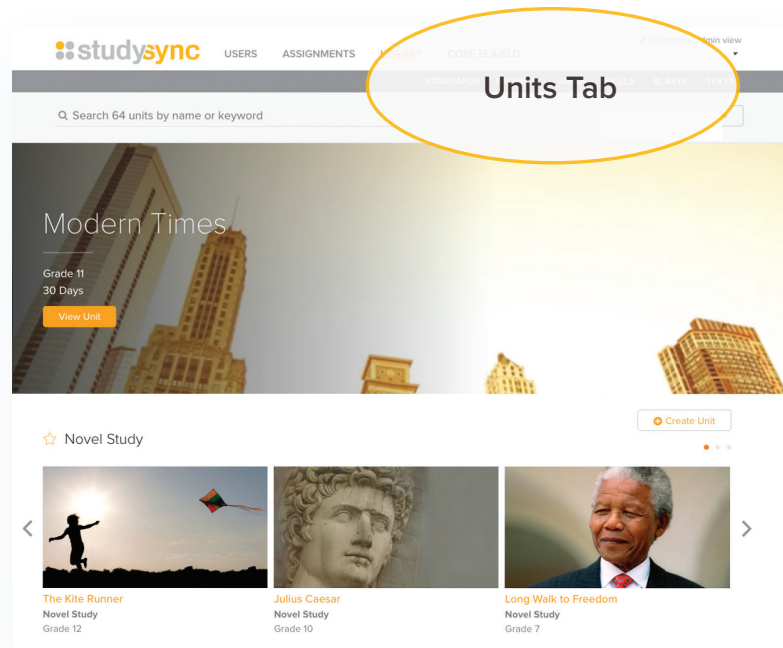
Skills

In the Skills tab, locate hundreds of lessons including Grammar topics with lesson options for pre-teaching and re-teaching.




Units

All available units, including Novel Study Units, are housed within the Units tab.



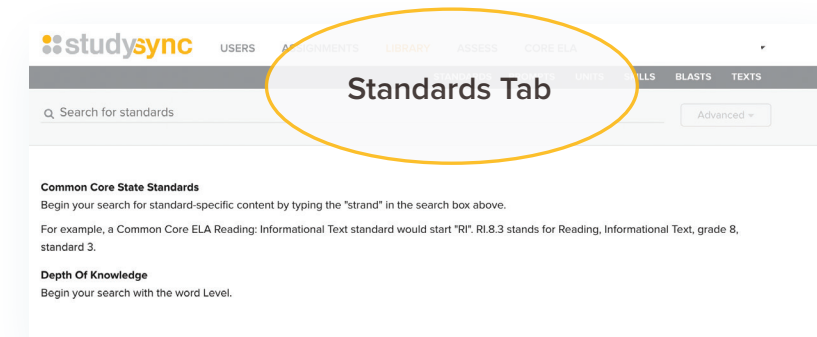
Prompts

Seeking writing prompts? Visit this bank of prompts to select for any assignment.



Standards

In the Standards tab, locate lessons that match grammar, reading, writing, and speaking and listening standards.



studysync®

BRING LITERATURE TO LIFE



Get started at mheonline.com/studysync