



# Log in to Explore the *Reading Mastery Transformations*<sup>®</sup> Digital Experience

1

Log in to my.mheducation.com using the following credentials:  
**Username: RMT2021**  
**Password: RMT2021**

Then click “Launch” for the grade level you want to explore.

The screen images highlight Grade 3: Lesson 25, but you can choose any grade. They all work in a similar way.

2

Click “Browse Your Course” in the white bar at the center of the screen.

All courses now come with bulk upload, rostering, LMS integration, single sign-on, Google Classroom integration.

3

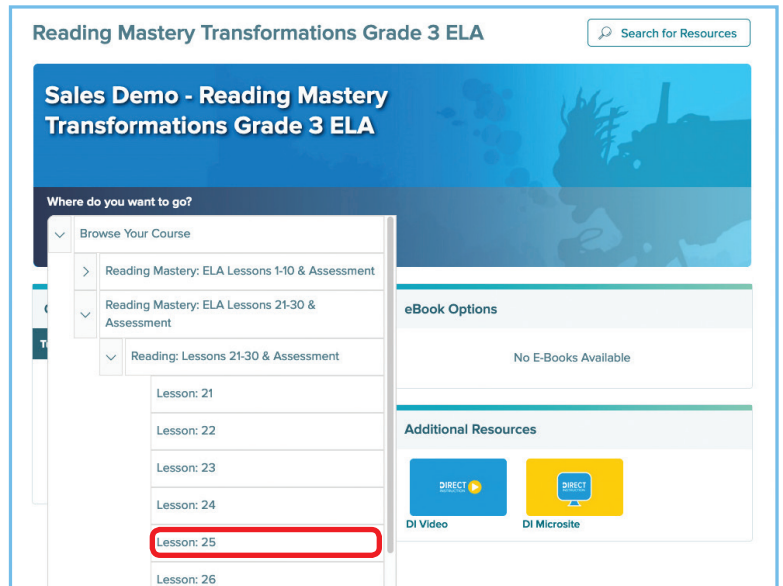
Click the caret next to the *Reading Mastery* ELA Lessons number to access the course lesson instruction.

Scroll down through the reading, language, or spelling content to view lesson numbers.

Click a lesson to view.

Spelling instruction for kindergarten and first grade is contained within the Reading Lesson content navigation.

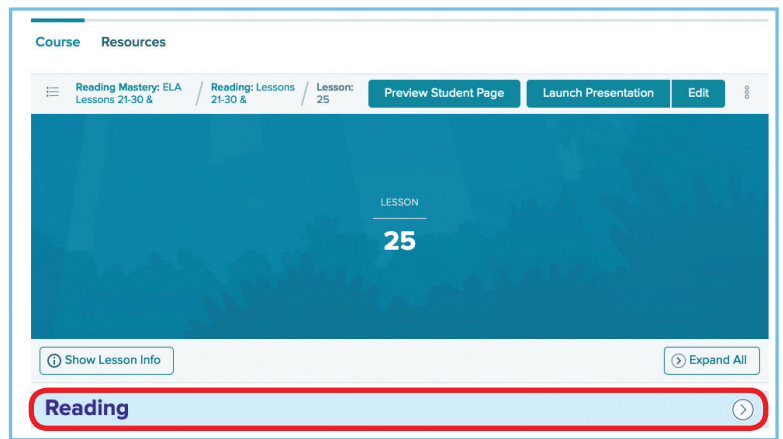
Grades 2–5 contains separate Spelling Lesson content navigation.



4

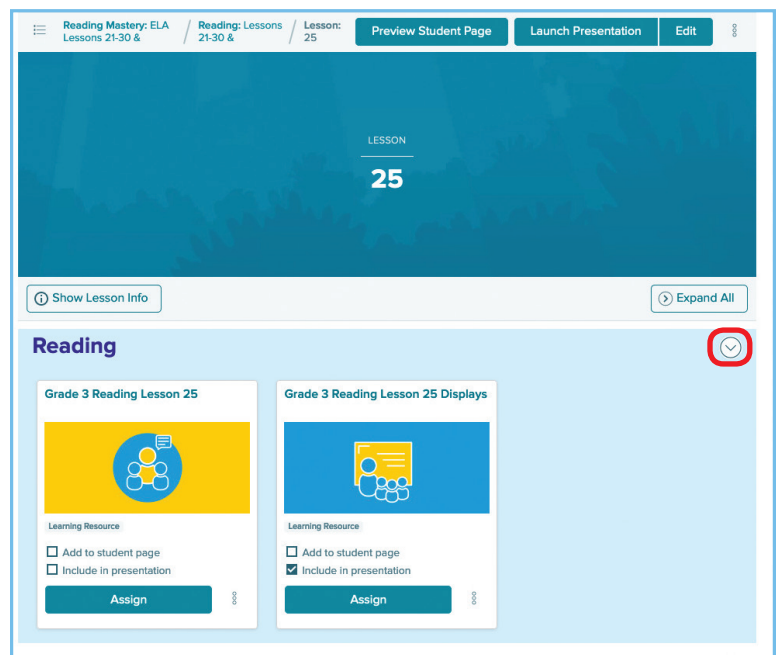
Scroll down the page to the “Reading” blade.

Click the caret on the right-hand side to expand resources.



5

Within the “Reading” blade, you can find resources such as lesson instruction, assessments every tenth lesson, and class displays—all with curated content for just-in-time delivery.



All courses now come with bulk upload, rostering, LMS integration, single sign-on, Google Classroom integration.