




DIGITAL GUIDE

Get Started Online



BRING LITERATURE TO LIFE

South Carolina StudySync® is a comprehensive literacy solution for Grades 6–12 with hundreds of high-quality texts, dynamic videos, and media guaranteed to inspire and advance reading, writing, listening, and critical thinking skills to prepare your students for college and careers.

In addition to our robust print offering, we welcome you to explore our award-winning digital solution with the steps included in this booklet.

A complete ELA 6–12 curriculum

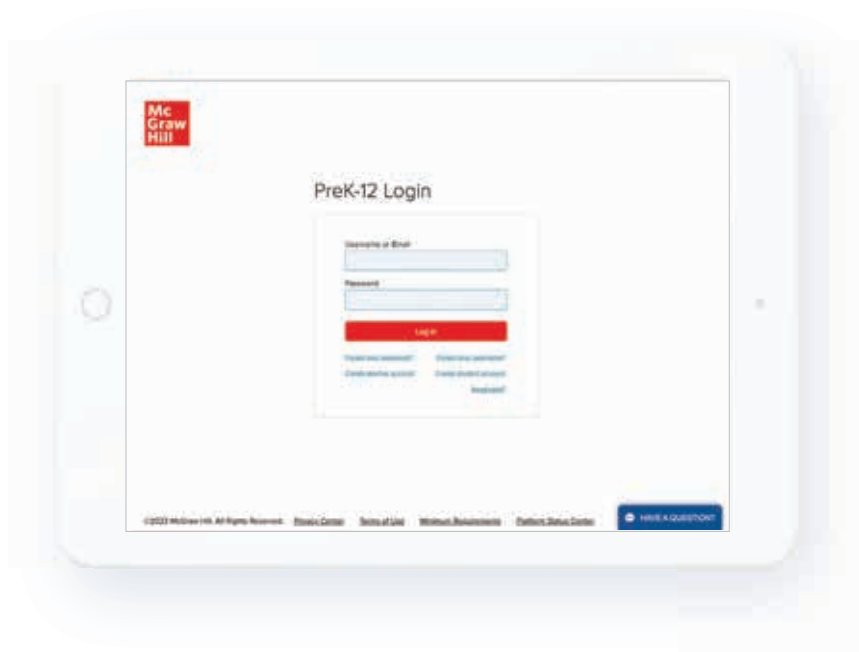
- ✓ Rigorous, integrated curriculum
- ✓ Multiple pathways of instruction, including both thematic units and novel studies
- ✓ Celebrates equitable access with robust differentiation for all learners
- ✓ Prepares all students for college and careers

TABLE OF CONTENTS

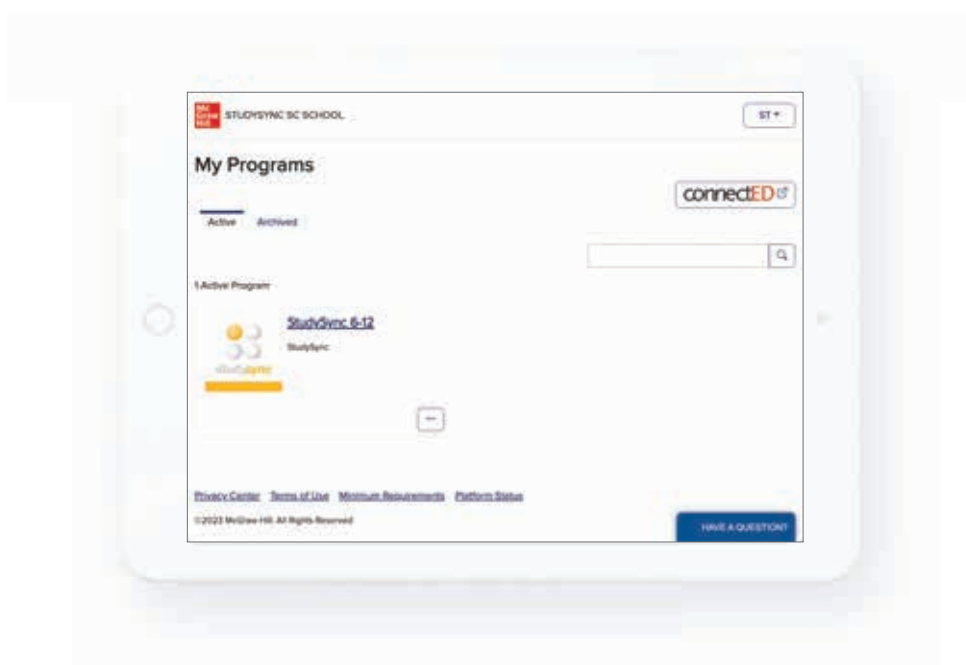
3	Get Started. Get Online.
4	Your StudySync Homepage
5	ELA Curriculum and Instructional Path
6	ELA Unit Overview
7	Integrated Reading and Writing
8	The Reading Routine First Read, Skill Lesson, Close Read
12	Extended Writing Project
13	EL Resources
14	Novel Studies
15	End of Unit Assessment
16	Library South Carolina Standards and Lessons, Texts, Blast Lessons, Current Events, Skills, and Prompts

GET STARTED ONLINE

- 1 Visit my.mheducation.com and enter the demo credentials, then click **Log In**.
If you need credentials, please register at mheonline.com/southcarolina.



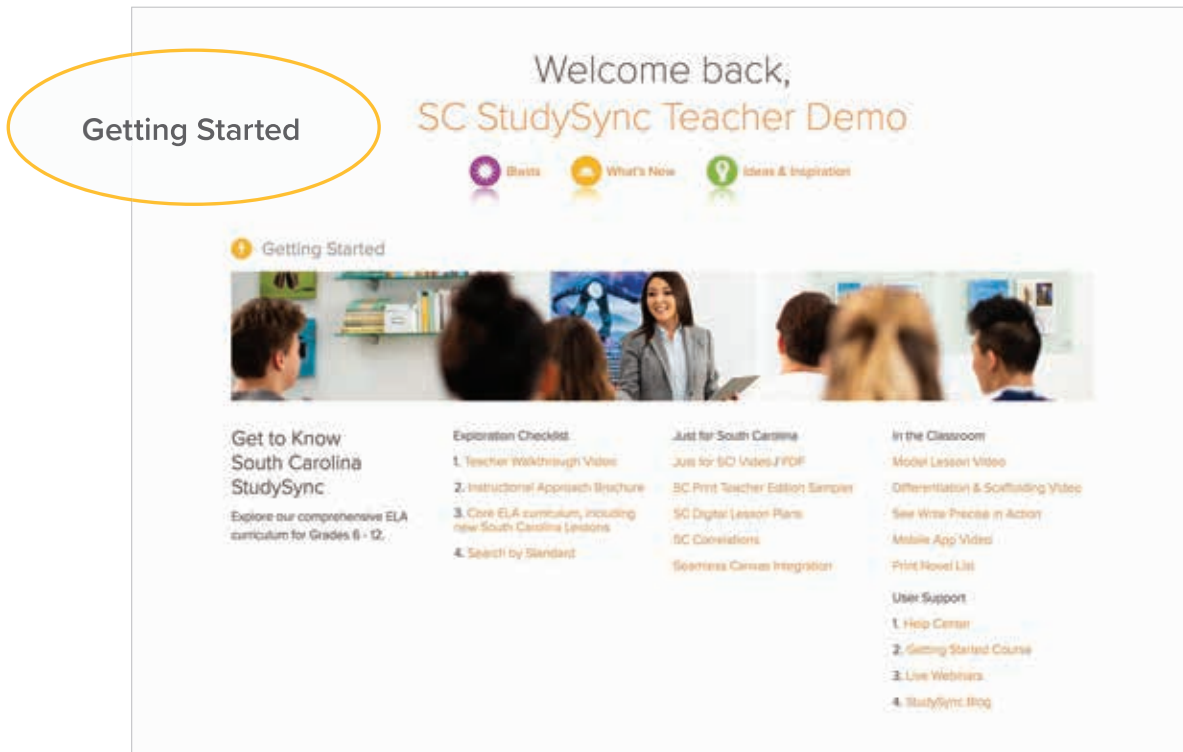
- 2 Select the **StudySync** Teacher Edition.



YOUR SOUTH CAROLINA STUDYSYNC HOMEPAGE

The teacher homepage and teacher account profile menu provides regular updates about new content and features, plus helpful resources and links.

Once you log in, you are presented with **Getting Started** resources. These links include "Just for South Carolina" Resources, Teacher and Student Walkthroughs, Training Webinars, and Help Center Resources.



SCAN TO LEARN MORE ABOUT SOUTH CAROLINA
STUDYSYNC EXCLUSIVES!



mhed.us/scss-exclusives

ELA CURRICULUM AND INSTRUCTIONAL PATH

A **South Carolina StudySync** subscription provides all of the ELA and EL lessons and resources for Grades 6–12, no matter which grades you teach. Each grade level includes six thematic units. Landing pages for Grades 6–8 do not include Novel Studies as separate options as they do in Grades 9–12.

For this walkthrough we will explore Grade 9, Unit 1. To select Grade 9, Unit 1, begin by selecting the top level menu item CORE ELA, choose Grade 9, then select the poster for Unit 1: Divided We Fall.

The screenshot shows the StudySync interface with three numbered callouts: 1, 2, and 3. Callout 1 points to the 'CORE ELA' menu item in the top navigation bar. Callout 2 points to the 'GRADE 9' menu item in the top navigation bar. Callout 3 points to the 'Unit 1: Divided We Fall' option in the 'Unit' column of the Grade 9 landing page. The interface includes a top navigation bar with 'study sync' logo, 'USERS', 'ASSIGNMENTS', 'LIBRARY', 'ASSESS', 'CORE ELA/ELD', and a user profile 'Mr. Jennings'. Below the navigation bar is a 'Grade 9' header. The main content area is a grid of units and novel study options. The 'Unit' column lists units 1 through 6, with 'Unit 1: Divided We Fall' highlighted. The 'Novel Study Options' column lists various novel titles with corresponding images and a plus icon.

Unit	Thematic Option	Novel Study Options
1	Unit 1: Divided We Fall	American Born Chinese, Of Mice and Men, Angel & Adele
2	The Call to Adventure	The Hobbit, Brave New World, A Walk in the Woods
3	Defending Your Beliefs	Animal Farm, Gulliver, The City of Dreadful Night
4	The Art of Dialogue	Romeo and Juliet, Last of the Mohicans, Romeo and Juliet
5	The Dance of Reason	Utopia, Arthur, Great Expectations
6	Human Potential	Everything Everything, To Kill a Mockingbird, I Know Why the Caged Bird Sings

ELA UNIT OVERVIEW

Unit Overview contains (1) a video preview introducing the theme and (2) the Essential Question of the unit. Units also contain Integrated Writing and Grammar skills as well as the Self-Selected Text suggestions for independent reading and student choice.

1

Unit Overview

2

Unit Title: Divided We Fall
 Essential Question: Why do we feel the need to belong?
 Genre Focus: Fiction

Scroll down to view lesson titles.

3 Click the **orange arrows** to reveal what each section covers.

SyncStart

Unit Texts

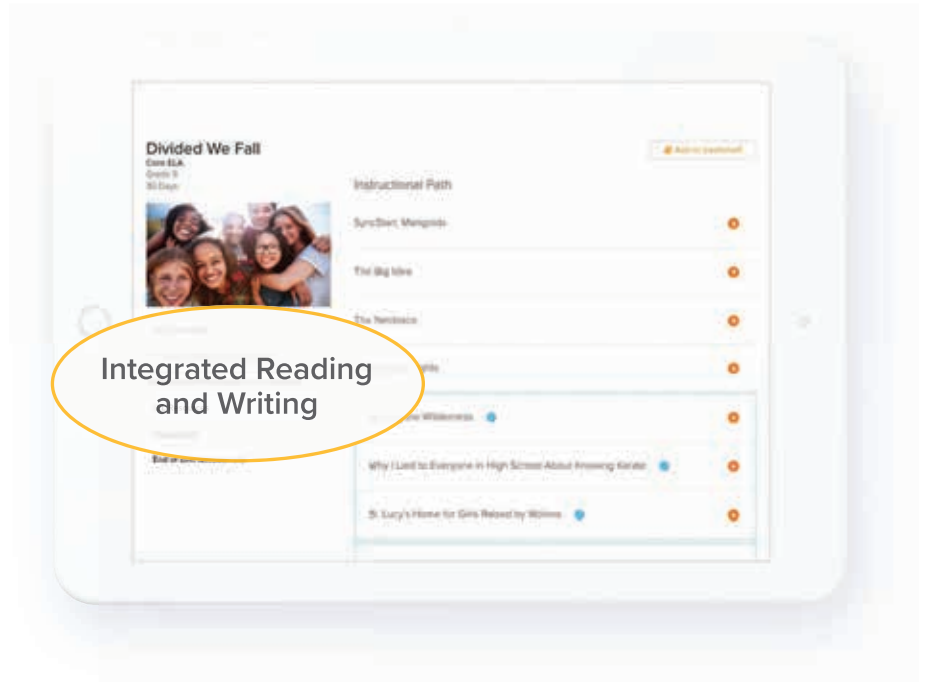
- The Necklace (Fiction)
- Metamorphoses (Fiction)
- Braving the Wilderness: The Quest for True Belonging and the Courage to Stand Alone (Informational)
- St. Lucy's Home for Girls Raised by Wolves (Fiction)
- Angela's Ashes (Informational)
- Sure You Can Ask Me a Personal Question (Poetry)
- Why I Lied to Everyone in High School About Knowing Karate (Informational)
- Welcome to America (Poetry)
- I Have a Dream (Argumentative)
- The Future in My Arms (Informational)

Self-Selected Texts

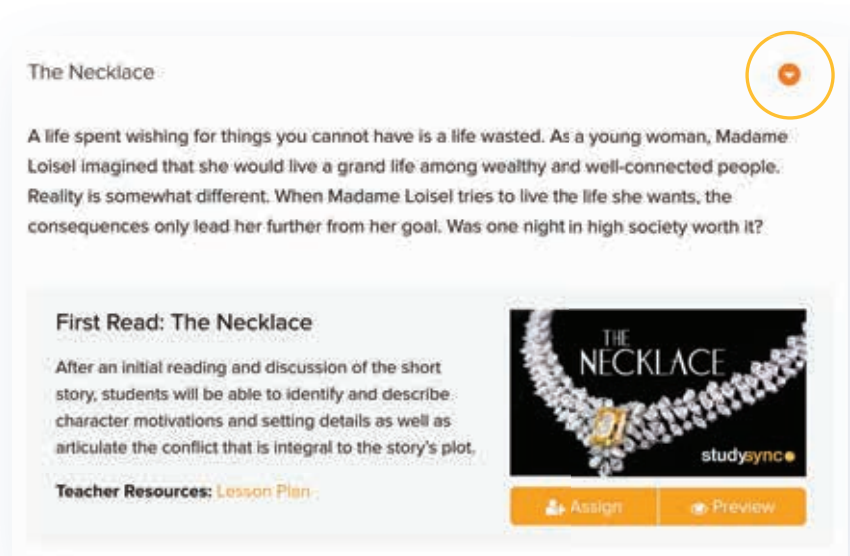
Reading Skills

INTEGRATED READING AND WRITING

- 1 Click on the **Integrated Reading and Writing** blade to view the list of unit text selections, including opportunities to compare within and across genres. Each unit also includes independent reading selections.



- 2 Click the **drop down menu** for each title to view the reading routine.



THE READING ROUTINE

The reading routines for each text include a First Read, Skill Lessons, and a Close Read.

- ✓ First Reads help students understand what the text says.
- ✓ Skills Lessons explain how the text works.
- ✓ Close Reads show what the text means.

1 Click the **Preview** button to experience the First Read lesson from the students' point-of-view.

2 In addition to your print Teacher's Edition, Lesson Plans are just a click away at each step of the reading routine.

3 Use the **Assign** button right from the instructional path to assign lessons to students for independent or collaborative work in class or for homework.

The screenshot displays three lesson cards for 'The Necklace' on the Studysync platform. Each card has a title, a brief description of the lesson, and a 'Teacher Resources' link to a 'Lesson Plan'. The cards are: 1. 'First Read: The Necklace' with a 'Preview' button circled in orange. 2. 'Skill: Theme' with a 'Lesson Plan' button circled in orange. 3. 'Close Read: The Necklace' with an 'Assign' button circled in orange. Each card also features a small image related to the text: a necklace for the first and third cards, and a lighthouse for the second card.

First Read

Each First Read lesson includes an Intro, Read, and Think section for students. Comprehension questions are optional and controlled by the teacher.

- ✓ The **INTRO** sets the stage for the text selection with a dynamic preview video.
- ✓ The next step is for students to **READ** the text with available supports and scaffolds including audio and split screen options for simultaneous viewing of the assignment and the text.
- ✓ The **THINK** tab asks students to respond to questions to clarify their understanding of the text and specific vocabulary in each selection.

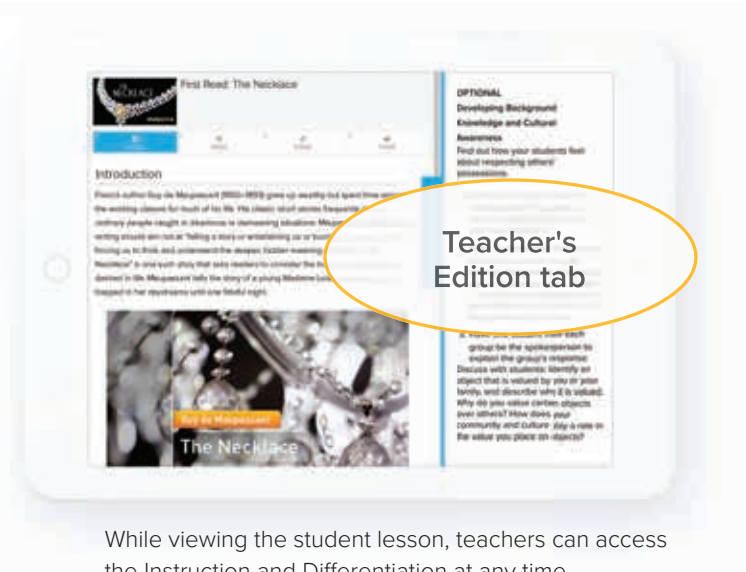


First Read: The Necklace

After an initial reading and discussion of the short story, students will be able to identify and describe character motivations and setting details as well as articulate the conflict that is integral to the story's plot.

Teacher Resources: [Lesson Plan](#)

[Assign](#) [Preview](#)



Teacher's Edition tab

While viewing the student lesson, teachers can access the Instruction and Differentiation at any time.

Skill Lesson

Skills lessons offer a 4-step learning path for each skill: Define, Vocabulary, Model, and Your Turn. This is where you will find Grammar lessons, including point of view, subject-verb agreement, capitalization, punctuation, academic vocabulary, and more.



Theme - The Necklace

Define

The topic of a literary work is the subject of the work. It is usually expressed as a noun. The theme is the central idea or message of a work of literature. It is a general statement about life. For example, the topic of a literary work might be love. The theme would be that love is wonderful or painful or maybe both at once. A literary work may have more than one theme.

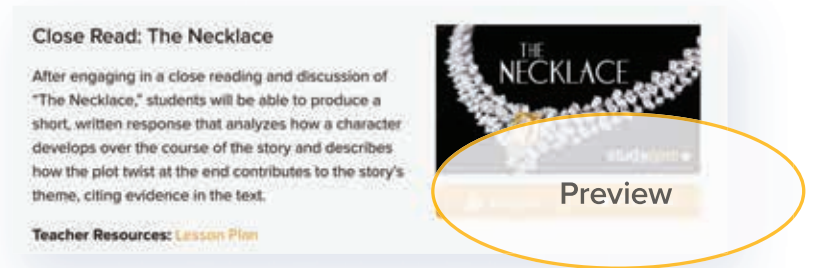
Often, though, theme is revealed gradually. In short stories, novels, and dramas, theme is revealed through the characters' actions, dialogue, and plot, or what the characters do and say, and how this affects the events that take place. Readers will have to infer the theme. To infer means to determine something by using reasoning and evidence.

Point of Use South Carolina Standards

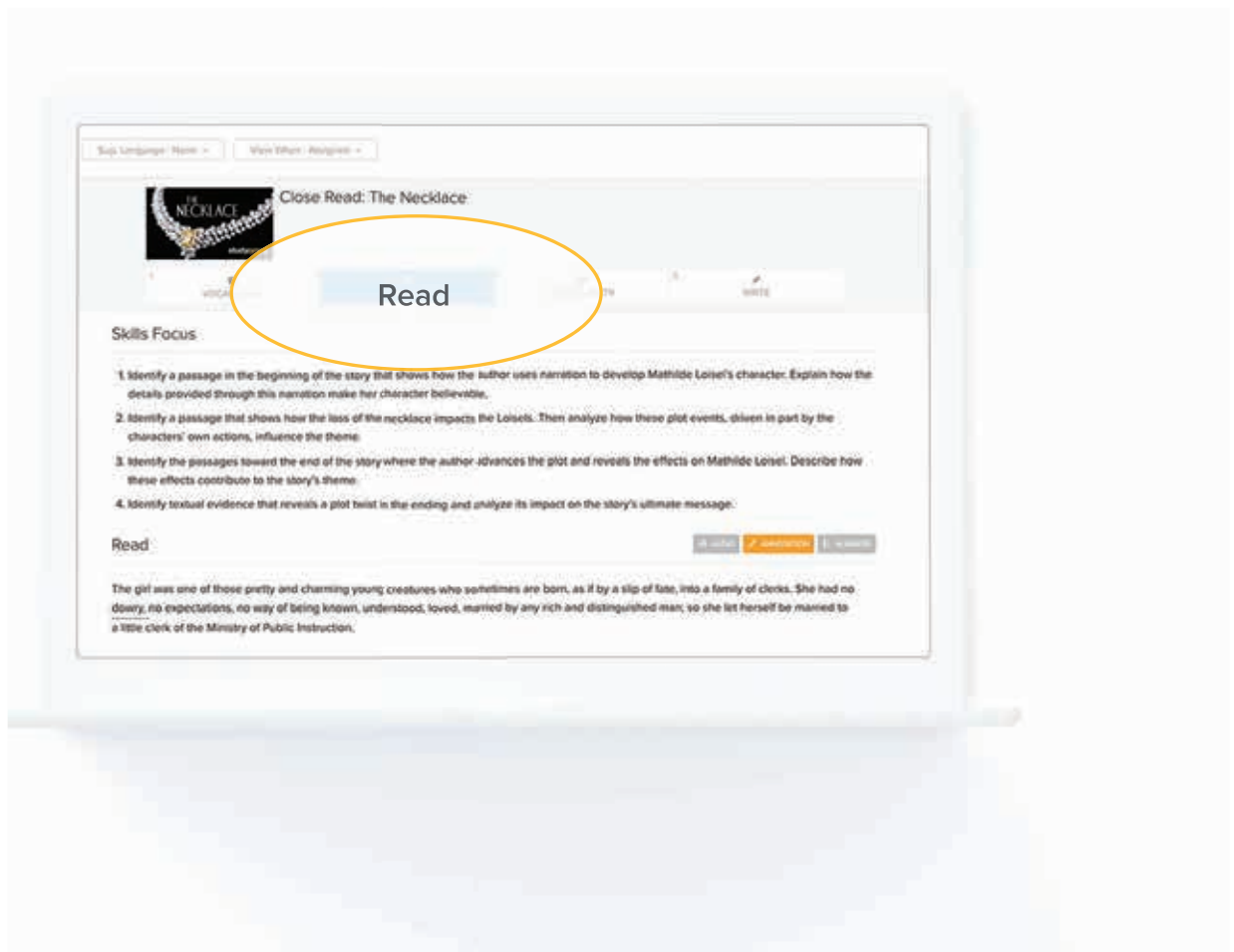
Close Read

The Close Read gives students an opportunity to reread and analyze the text while applying the standards-based skills they just learned. Close Read sections comprise of Vocabulary, Read, a StudySync® TV episode, and Write which all offer audio tools and additional supports.

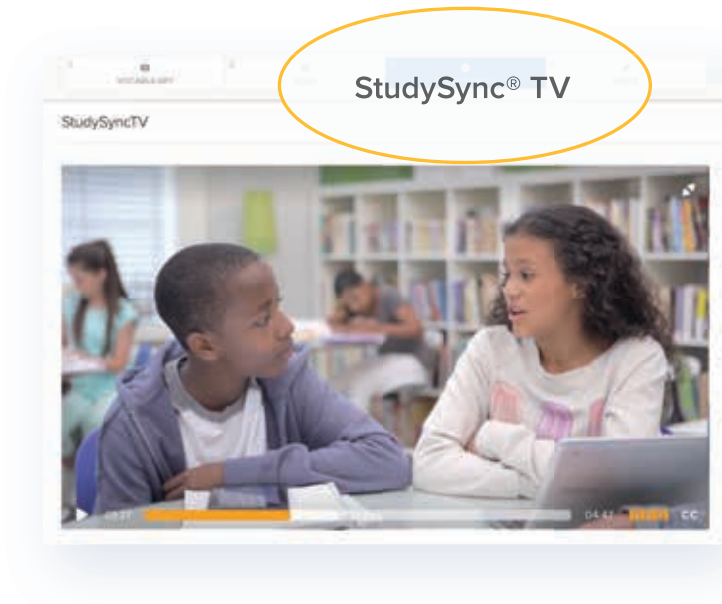
- 1 Click **Preview** to view the learning path of the Close Read: Vocabulary, Read, StudySync® TV, and Write.



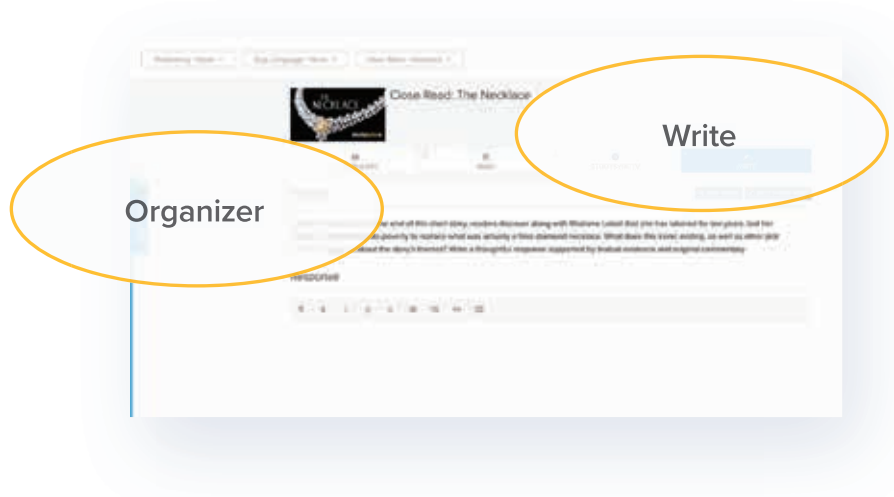
- 2 Click the **Read** tab to view the selection and the standards-based Focus questions.



- 1 Click the **StudySync® TV** tab and watch an engaging student-modeled collaborative conversation. By clicking the blue Teacher's Edition tab, you can scroll to find suggested stopping points with instruction and discussion suggestions.

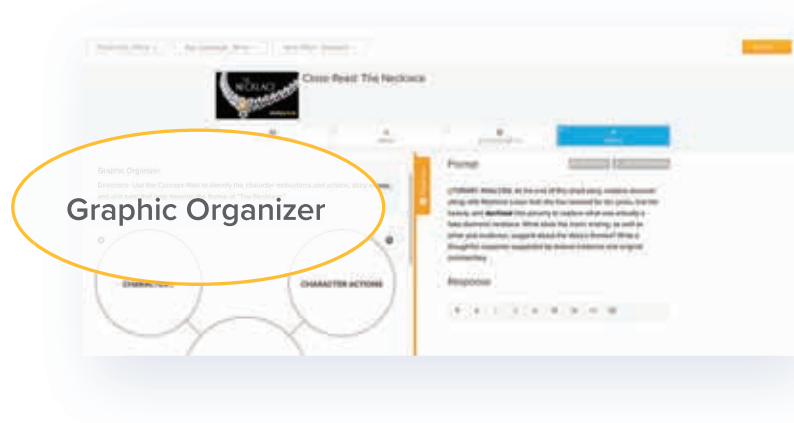


- 2 Click the **Write** tab.



- 3 Next, click the blue vertical tab labeled **Organizer**.

- 4 Scroll down to view the **Graphic Organizer** for the lesson.



EXTENDED WRITING PROJECT

Each unit's Extended Writing Project focuses on different writing forms, aligns to the South Carolina Recursive Writing Process with lessons and covers lessons on the five steps in the writing process: Plan, Draft, Revise, Edit, Proofread, and Publish. Blasts and Skills lessons also help students craft their final essays. Within the Extended Writing Project, Grammar Skills are addressed with lessons that identify a variety of tools that writers use to structure their writing.

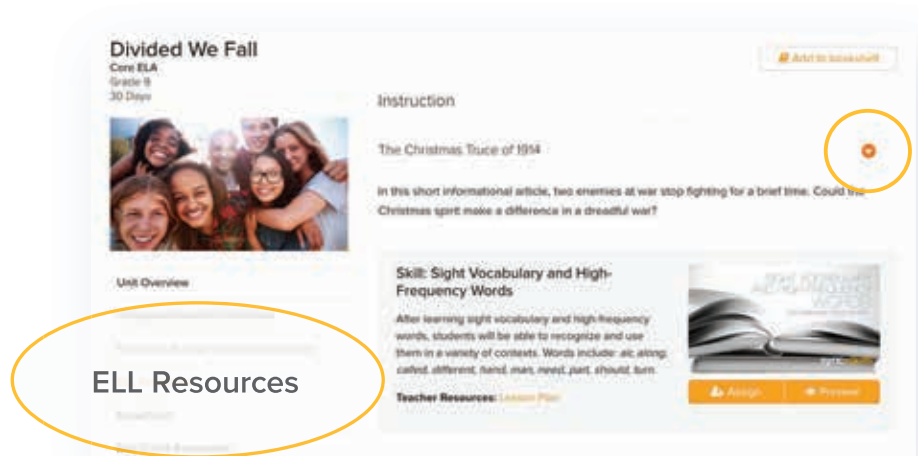
- 1 Click the **Extended Writing Project and Grammar** blade to view the lessons within the project.

The screenshot displays the Studysync interface for the 'Divided We Fall' unit. The top navigation bar includes 'studysync', 'USERS', 'ASSIGNMENTS', 'LIBRARY', and 'CORE ELA'. Below the navigation, the unit title 'Divided We Fall' is shown with 'Core ELAR', 'Grade 9', and '30 Days' details. A list of unit components is visible on the left, with 'Extended Writing Project and Grammar' circled in orange. The main content area shows an 'Instructional Path' with three stages: 'Plan', 'Draft', and 'Publish'. The 'Plan' stage includes a lesson titled 'Narrative Writing Process: Plan' with a description and 'Teacher Resources: Lesson Plan'. The 'Draft' stage includes two lessons: 'Skill: Developing Ideas' and 'Skill: Narrative Sequencing', each with a description and 'Teacher Resources: Lesson Plan'. Each lesson card features an 'Assign' and 'Preview' button.

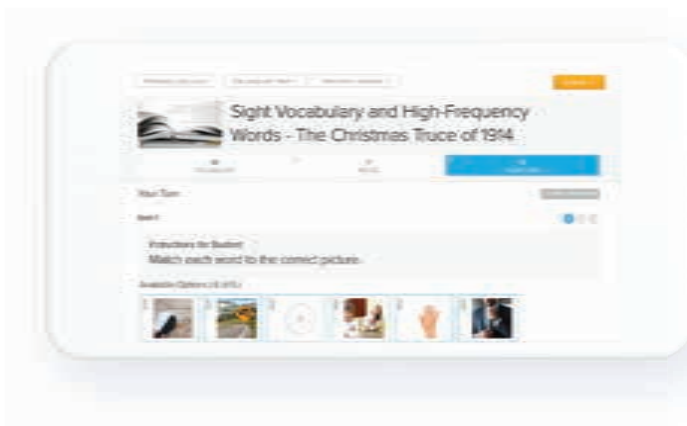
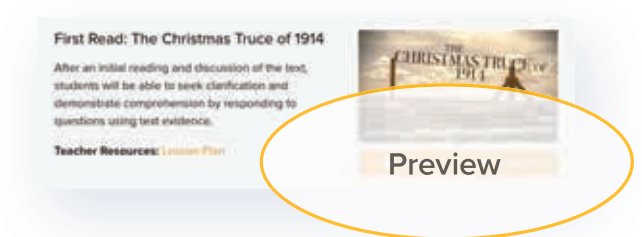
ENGLISH LANGUAGE LEARNER RESOURCES

Every lesson includes scaffolds at four levels. In addition, ELL lessons complement core activities by supporting and reinforcing concepts for English Language Learners.

- 1 Click the **ELL Resources** blade and click the orange drop down arrow next to *The Christmas Truce of 1914* to view the lessons for this created ELL text.



- 2 Scroll down and click on the **Preview** button for the First Read. Then select a proficiency level at the top right. Scaffolds show on the READ tab on the left.

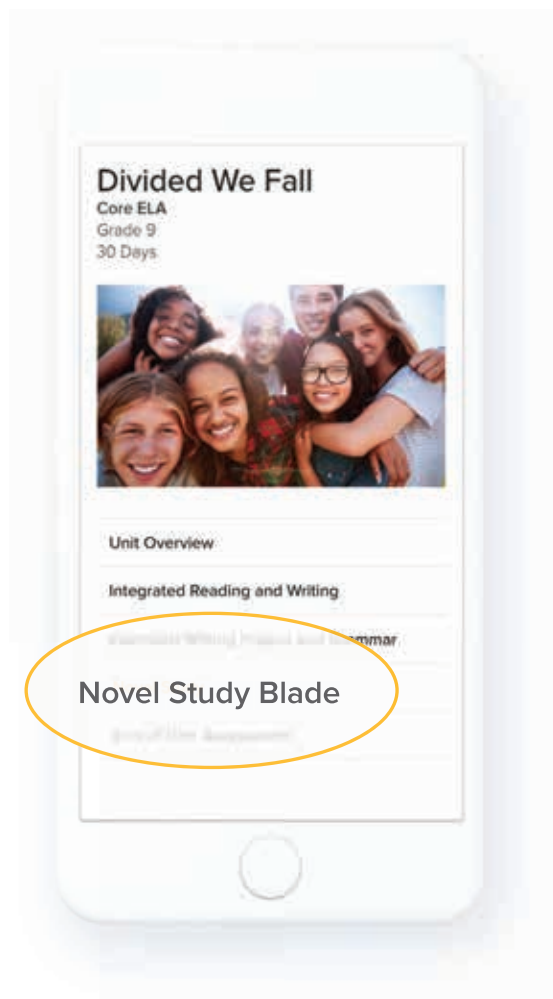


NOVEL STUDIES

Novel Studies offer students an important opportunity to transfer key reading, writing, and speaking and listening skills to longer complex texts.

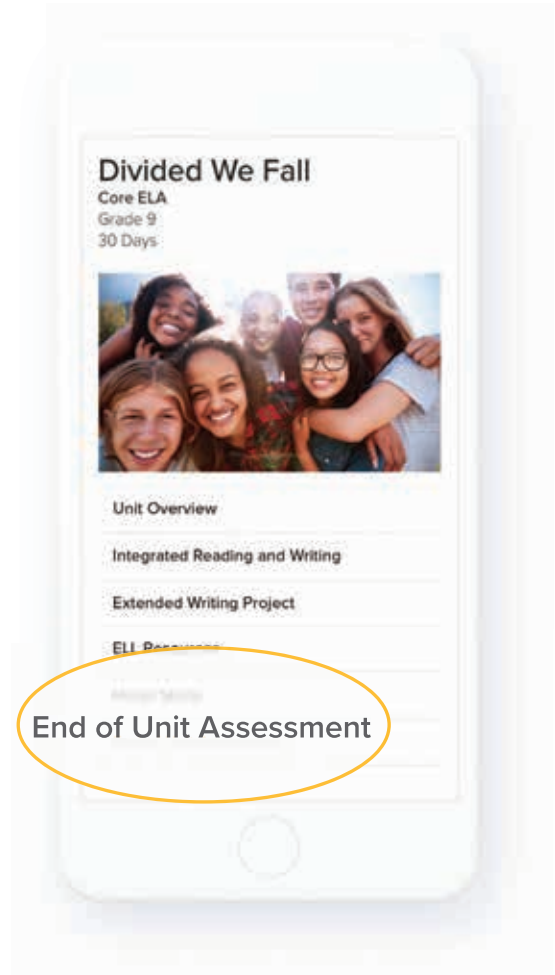
In Middle School, teachers are provided with a reading guide for their students and themselves. In High School, Novel Studies can be taught as entire units complete with pacing guides and South Carolina College- and Career-Ready (CCR) ELA Standards instruction.

The Novel Study Reading Guides identify key passages to help teachers guide students through an exploration of the essential ideas, events, and plot and character development in the novel. They also include close reading questions, key vocabulary, discussion prompts, and culminate in a writing assignment.



END-OF-UNIT ASSESSMENT

Summative assessment is embedded within each unit to provide a benchmark for student learning.



Teacher Introduction

The *End-of-Unit Assessments* component is an integral part of the complete assessment program aligned with *StudySync* instruction.

Features of *End-of-Unit Assessments*

- 6 End-Of-Unit Assessments
 - 4 selections and 30 items assessing comprehension
 - 2 selections and 10 items assessing revising and editing
 - 1 writing prompt

Focus of *End-of-Unit Assessments*

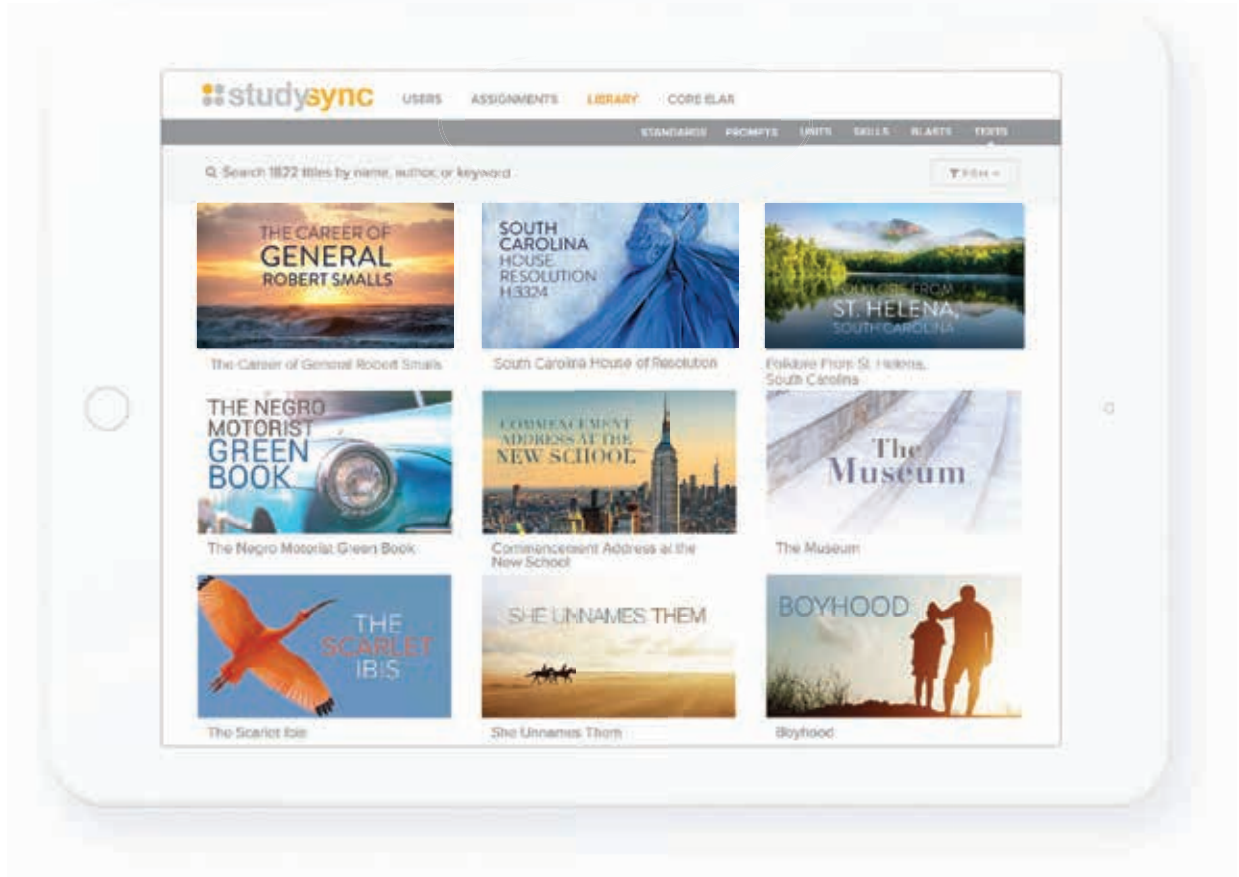
The assessments focus on key areas of English Language Arts and Reading as identified by the comprehension of literary and informational text, comprehension across genres, vocabulary acquisition and use, revising for clarity and conciseness, editing that demonstrates a command of the conventions of the English language, and genre writing. The assessment selections mirror the genre focus of the unit, speak to the unit's essential questions, and are written to complexity levels appropriate to the grade level. (Assessment spreads in the *StudySync* Teacher's Editions identify a selection's Lexile, word count, and skill focus.) The writing prompt features students writing to the EWP genre for the unit. Each unit assessment also provides students familiarity with the item types featured in state testing as well as opportunities to work with item types outside of testing, such as constructed response and print versions of tech-enhanced/tech-enabled items.

End-of-Unit assessments provide further clarity on how your students are progressing against South Carolina CCR ELA Standards mastery.

End of Unit assessments are also included on the **End-of-Unit Assessment** blade in your digital account.

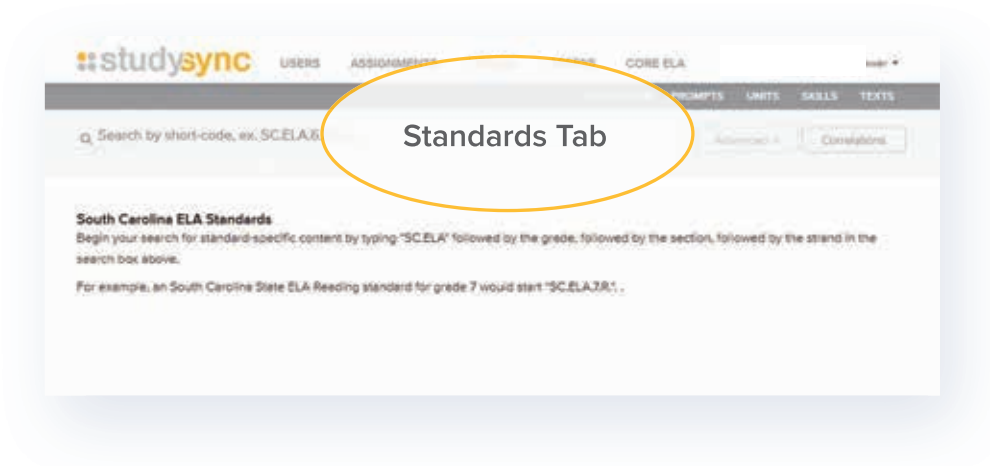
LIBRARY

Find **South Carolina Digital Lessons** in addition to 1,700 text selections, Blasts, Skills, Units, and Prompts.



South Carolina Standards

In the Standards tab, locate lessons aligned to South Carolina CCR ELA Standards.



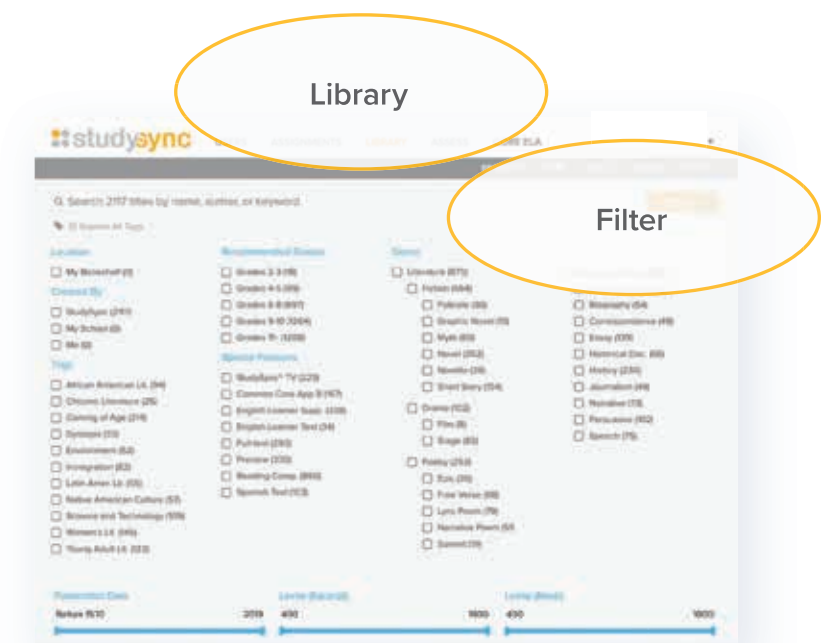
South Carolina Lessons

Find South Carolina-specific lessons built within the digital experience at point of use. You may search by standard or by keywords "South Carolina".

TYPE	PART	NAME
Skill	Skills Lesson	Reading Comprehension
Skill	Skills Lesson	Recognizing Genre - Fiction
Skill	Skills Lesson	Recognizing Genre - Informational Text
Skill	Skills Lesson	Recognizing Genre - Argumentative Text
Skill	Skills Lesson	Recognizing Genre - Drama
Skill	Skills Lesson	Recognizing Genre - Poetry

Texts

- 1 Click the **Library** tab and select the **Texts** button in the gray bar to start exploring fiction and nonfiction titles.
- 2 View all of the resources available. The Library is always expanding - adding new content every week!
- 3 Use the **Filter** button to locate titles, authors, and topics within the 1700+ library of texts.

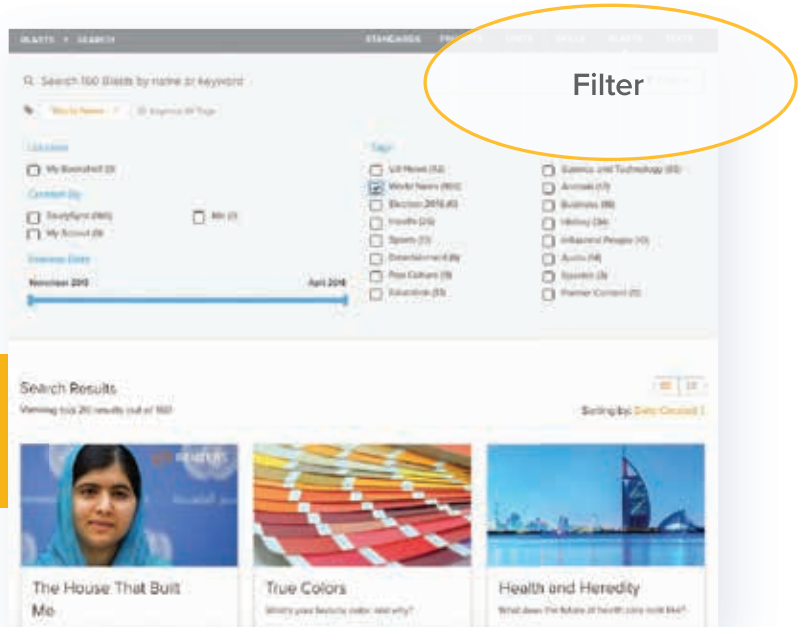


ALSO FOUND IN THE LIBRARY

Blasts Lessons

Blasts are short read/write assignments covering current events and pop culture topics while offering leveled text for differentiation. Blasts are integrated throughout the Instructional Path of the Units as well as accessible here in the Blasts Library. New Blasts are added each school day!

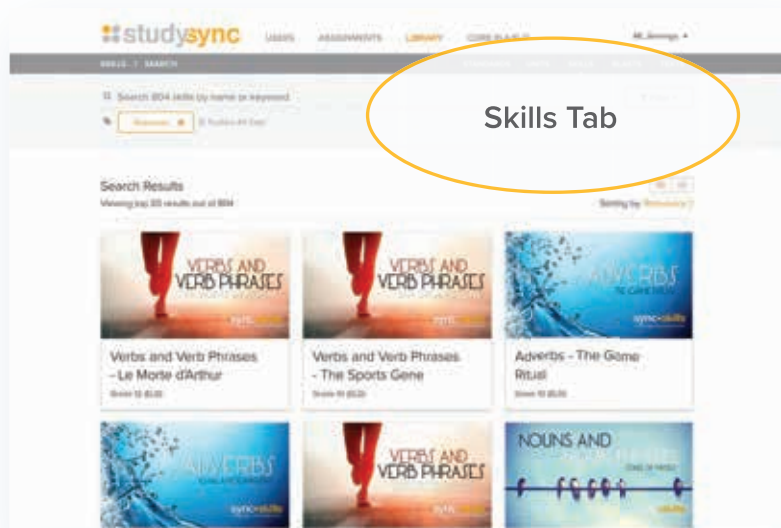
- 1 Within the Library, explore the Blasts tab. Use the **Filter** to choose a category and scroll to select a Blast from the results.



Your district can request specific Blasts to be added reflecting topics relevant to your district population or community.

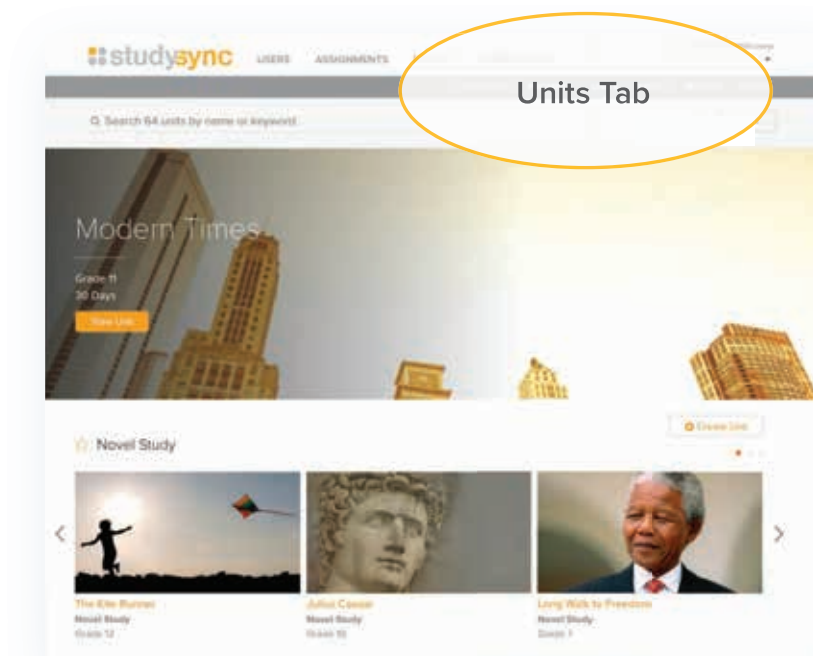
Skills

In the Skills tab, locate hundreds of lessons including Grammar topics with lesson options for pre-teaching and re-teaching.



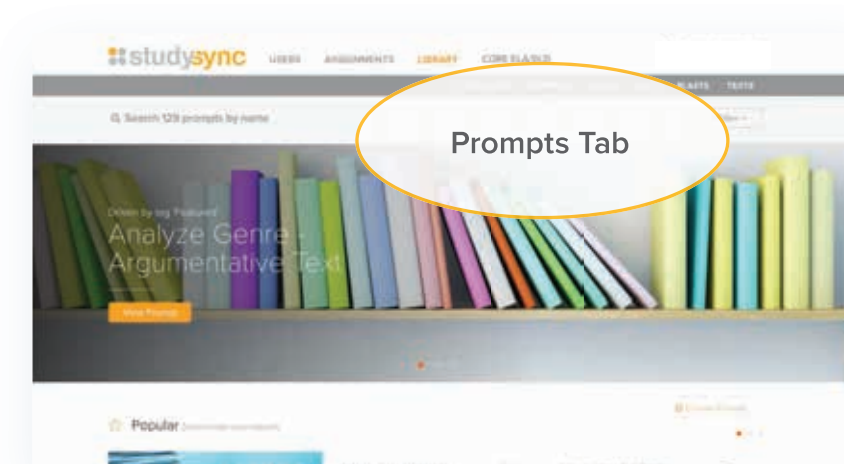
Units

All available units, including Novel Study Units, are housed within the Units tab.



Prompts

Seeking writing prompts? Visit this bank of prompts to select for any assignment.



SOUTH CAROLINA
studysync[®]

BRING LITERATURE TO LIFE



Get started or contact your South Carolina Sales representative at
mheonline.com/southcarolina

LE1050454