

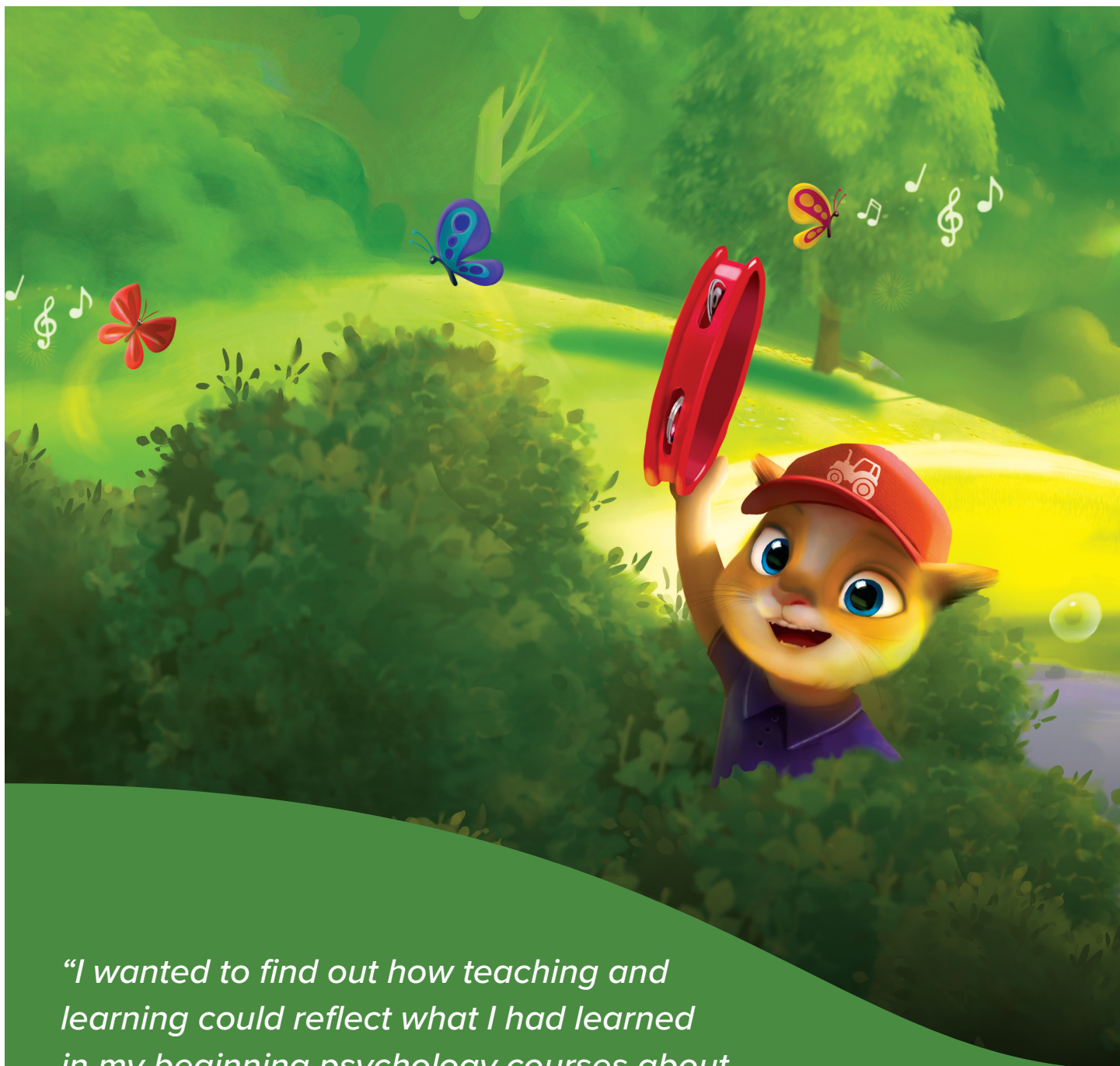
**Mc
Graw
Hill**

A Proven K–12 Leveled Reading Program

Instilling Confidence in Learners for More Than 60 Years



SRA
Reading
LABORATORY®



“I wanted to find out how teaching and learning could reflect what I had learned in my beginning psychology courses about the normal curve of individual differences. I wanted, somehow, to individualize instruction. But how? One teacher for every child? Tell that to the taxpayers! No, it had to be done with one teacher and thirty or forty kids. And I kept asking myself—how?”

— Don H. Parker, Ph.D.,
Original author of *SRA Reading Laboratory*®

Proven K–12 Leveled Reading Program

As one of the earliest personalized learning programs, *SRA Reading Laboratory* has improved the reading and independent learning skills of more than 100 million students in 63 countries, becoming one of the most trusted names in literacy learning.

With an easy-to-use box of self-guided and leveled selections for a given classroom, *SRA Reading Laboratory* lets you develop confident readers through supplemental and personalized K–12 reading content that ensures each student is working at the appropriate level and moving ahead at his or her own pace. The program provides many benefits, including:

- Proven pedagogy supported by more than 60 years of reading success.
- Flexible, personalized learning to help you effectively manage an entire classroom of various reading levels.
- Development of confident, independent readers.

Teacher-Inspired

In 1959, Don H. Parker, Ph.D. launched *SRA Reading Laboratory* while teaching in a rural Florida classroom. Faced with the challenge of reaching different levels of learners, Dr. Parker devised a method of breaking reading selections into color-coded levels. Students began reading at an appropriate reading level and worked upward through increasingly challenging content.



Students gradually build their skills and confidence while reading quality selections and learning about fun, interesting topics!



Fits Within Any Instructional Setting



Classroom



Tutoring
Center



Before-School and
After-School
Programs



Enrichment
Center



Resource
Room




Summer
School

Color-Coded Student Motivation

The design of the program is simple: each student's skill level is matched to a color-coded, leveled reading selection. The reading levels gradually increase in complexity, and selections gradually increase in word count to keep students challenged as they progress through the program.

1


Know Your Color: Students place into the appropriate color level with aligned Lexile® range using the **Starting Level Guide** found in the Teacher's Handbook.



Starting Level Guide

2


Read Independently: Students select a **Power Builder** within their color level based on what sparks their interest. Each Power Builder consists of a reading selection and coordinating questions focusing on comprehension, word analysis, vocabulary, and grammar.



Power Builder

3

Check and Revisit: After students complete a Power Builder, they check their work using a corresponding **Key Card**. Based on the results, the Key Cards may suggest students complete a **Skill Builder** to provide reinforcement and extra practice on specific skills missed within the Power Builder.



Learn to Read *and* Read to Learn

Power Builders are the heart of the program and contain a wide variety of engaging and approachable readings for students to enjoy as they progress from level to level. The imagery within the program is balanced between illustrations and photos.

Labs include exciting content that is split 50/50 between both fiction and nonfiction topics to create strong cross-curricular connections while providing students with engaging materials that help them learn to read.

Nonfiction includes:

- Science
- Social Studies
- Sports
- Technology

Fiction includes:

- Classic Folktales
- Literature
- Fantasy
- Science Fiction



Examples of Power Builders





Supporting a Growth Mindset Within Every Student

Students Invest in Their Learning

Self-progress monitoring is integral to the decision of whether to advance to the next color level or not. Students and teachers review progress together and conference about whether students are ready to advance. As students begin to directly relate effort to results, they become invested in their outcomes and truly own their learning path.

Students Build Confidence in Their Ability to Learn

Due to the leveled nature of the program, students are set up for success through accessible content with the appropriate amount of challenge to stretch their learning forward. As students progress through the program, their confidence in their ability to learn through reading continually strengthens and grows.

Students Enjoy and Engage With Their Learning



Because each level incorporates a variety of cross-curricular topics, ranging from nonfiction to fiction, students explore topics that interest them, opening the door to reading as a tool to learn about and engage with their interests in and out of the classroom!



SRA Reading Laboratory Components

Teacher's Handbook

The Teacher's Handbook provides a program overview and teaching plans to use *SRA Reading Laboratory* to maximum advantage. The References and Resources section provides detailed, level-specific information about program selections, skills, and procedures for easy planning.



Student Record Books

Student Record Books help learners independently chart their progress in an organized manner. Learners use their individual books to record their answers, correct their work, and track their scores, promoting student accountability and ownership. Each book also contains the Starter Stories used to place each learner at the appropriate level.


Blackline masters available in Teacher's Handbooks; print versions available through CREATE EasyOrder.

Power Builders and Key Cards

Power Builders are the heart of the program. Each *SRA Reading Laboratory* has more than 100 Power Builders—four-page booklets arranged in color-coded levels that keep students challenged as they progress through the program. Each Power Builder has three key parts:

- A high-interest fiction or nonfiction reading selection with accompanying photos or illustrations.
- A Comprehension section that poses multi-leveled questions about the reading selection.
- A Learn About Words section that includes vocabulary and word-study exercises.

Animals in the Woods



Learn about Words (continued)

Read the words you wrote. Which one best fits in each sentence? Write the word.

- This fish's _____ is as small as a sunflower seed.
- It takes a lot of _____ for a deer to leap over a tall fence.
- The duck uses its yellow _____ to sip water.
- If acorns _____ from your bucket, a squirrel might eat them later.
- The black bear _____ begin to prepare for hibernation in autumn.

Focus on Skills

Word pictures help you see things more clearly. They tell you more about a story. Choose the sentence that gives a better picture. Write a or b.

- a. The squirrel gathered things for its nest.
b. The squirrel gathered leaves and twigs for its nest.
- a. I saw two deer today.
b. I spotted two deer this morning.
- a. The black bear snuggled in his warm den.
b. The black bear slept in his den.
- a. The chipmunk scurried through the grass.
b. The chipmunk ran through the grass.
- a. The woods are full of wild animals.
b. The woods are full of animals.

spots on the baby help it hide.
Squirrels make sturdy nests in the woods. Squirrels pack their nests with sticks and leaves.
Chipmunks make homes in the woods. Some chipmunks dig tunnels in the ground. The tunnels lead to sleeping rooms. The tunnels also lead to rooms for keeping food.
Who else has a home in the woods?

Learn about Words

h - i - ll - hill
Look at each row of letters.
Add one letter or group of letters from each row to all to make a word. Write the word.

- l, r, s, p, pl
- b, s, c
- x, y, g
- i, q, w
- sk, bl, pr

Rate Builders and Key Cards

These short, timed readings improve fluency by helping students read faster while maintaining comprehension. Students are given three minutes to read a selection and answer the questions that follow. Rate Builders are organized into color-coded levels corresponding to Power Builder levels that gradually increase in reading skill level.

Available in *SRA Reading Laboratory 2* and *3* series only.

If you see a tree with acorns on it, you can be certain it is an oak tree.

There are many different kinds of oaks. Each kind has differently shaped leaves and acorns. Most oaks are divided into two main groups—the white group and the red group. The leaves of the white group are smooth and rounded, and the leaves of the red group have sharp points on the tips.

Acorns are nuts, the seeds of the oak trees. They all in cups, with two or three acorns together near the ends of the branches. Acorns need to be buried in the ground before they can grow into oak trees.

1 You can be certain a tree is an oak if it has

a. leaves.
b. nuts.
c. acorns.
d. bark.

2 Each kind of oak has differently shaped

a. leaves.
b. acorns.
c. Both a and b.
d. Neither a nor b.

3 All oaks are divided into how many main groups?

a. two
b. three
c. four
d. five

4 The leaves of the red group of oaks are

a. smooth and straight.
b. sharply pointed.
c. smooth and rounded.
d. None of the above.

5 Acorns are found on oak trees

a. in cups.
b. two or three together.
c. near the ends of the branches.
d. All of the above.

6 To grow into oak trees, acorns must be

a. buried.
b. opened.
c. watered.
d. eaten.

acorns on it, you can be certain it is an oak tree.

There are many different kinds of oaks. Each kind has differently shaped leaves and acorns. Most oaks are divided into two main groups—the white group and the red group. The leaves of the white group are smooth and rounded, and the leaves of the red group have sharp points on the tips.

Acorns are nuts, the seeds of the oak trees. They all in cups, with two or three acorns together near the ends of the branches. Acorns need to be buried in the ground before they can grow into oak trees.

1 You can be certain a tree is an oak if it has

a. leaves.
b. nuts.
c. acorns.
d. bark.

2 Each kind of oak has differently shaped

a. leaves.
b. acorns.
c. Both a and b.
d. Neither a nor b.

3 All oaks are divided into how many main groups?

a. two
b. three
c. four
d. five

4 The leaves of the red group of oaks are

a. smooth and straight.
b. sharply pointed.
c. smooth and rounded.
d. None of the above.

5 Acorns are found on oak trees

a. in cups.
b. two or three together.
c. near the ends of the branches.
d. All of the above.

6 To grow into oak trees, acorns must be

a. buried.
b. opened.
c. watered.
d. eaten.

Antonyms

98

Emma was watching one of the television shows she liked best, "Antonym Quiz." There was something wrong with her television, however. Every time the guest would answer the questions, the sound went off.

Can you help answer the quiz questions about antonyms? All you need to know is that antonyms are words with opposite, or almost opposite, meanings. For example, *sick* and *well* are antonyms. This card will give you practice with antonyms. Use a dictionary if you need help.

The following quiz was given to the first guest on the show. Each sentence in the quiz has a word in **bold type**. Each sentence also has a word that is an antonym for the word in **bold type**. Number your paper from 1 to 4. Choose the one word in the sentence that is the antonym for the word in **bold type**. Write the antonym next to the correct number on your paper.

1 The blunt scissors are in the drawer next to the **sharp** knife.

2 DeAndre lives in the **private** house next to the public library.

3 There are fifteen children present and two children **absent**.

4 After Hector won first prize in the amateur contest, he decided to become a **professional** singer.

Below is the quiz that was given to the second guest. Look at the words in **bold type**. Next to each word are two other words. Number your paper from 5 to 9. Choose the one word that is the antonym for the word in **bold type**. Write the antonym next to the correct number on your paper.

5 **artificial** fake genuine
6 **ally** comrade enemy
7 **expand** contract increase
8 **thin** slender stout
9 **logical** absurd reasonable

Skill Builders and Key Cards































Skill Builders reinforce in basic comprehension, phonics, grammar, and word study skills. Students are directed to the Skill Builders to strengthen specific skills based on answers to the Power Builders.

Available in *SRA Reading Laboratory 2* and *3* series only.

SRA Reading Laboratory Components

	Levels 1a, 1b, 1c (©2020)	Levels 2a, 2b (©2020)	Level 3b (©2006)
Teacher's Handbook	 (Qty. 1)	 (Qty. 1)	 (Qty. 1)
Student Record Book	CREATE® EasyOrder	CREATE® EasyOrder	CREATE® EasyOrder
Power Builder Cards (with Key Cards)	 (Qty. 144)	 (Qty. 144)	 (Qty. 110)
Skill Builder Cards (with Key Cards)		 (Qty. 254/232)	
Rate Builder Cards (with Key Cards)		 (Qty. 144)	 (Qty. 110)

Choose Your *SRA Reading Laboratory* to Fit Your Classroom Needs

Colors	Lexile Measure	Grades 1–3			Grades 4–8		Grades 7-12
		Level 1a 9780077024666	Level 1b 9780077024673	Level 1c 9780077024710	Level 2a 9780077024727	Level 2b 9780077024765	Level 3b 9780076042968
Purple	N/A						
Violet	N/A						
Rose	190L–240L						
Red	240L–290L						
Orange	290L–340L						
Gold	340L–390L						
Brown	390L–440L						
Tan	440L–490L						
Lime	490L–540L						
Green	540L–590L						
Olive	590L–640L						
Aqua	640L–690L						
Blue	690L–740L						
Purple	740L–790L*						
Violet	790L–840L*						
Rose	840L–890L*						
Red	890L–940L*						
Orange	940L–1020L*						
Gold	1020L–1100L*						
Brown	1100L–1150L*						
Tan	N/A						
Lime	N/A						
Green	N/A						
Purple	N/A						



Creating confident, lifelong readers for more than 60 years, *SRA Reading Laboratory*—a supplemental K–12 leveled reading program—motivates every student through self-guided, cross-curricular selections that connect their efforts to success.

