













Lesson	Learning Objectives	Program Materials
1	Students learn to count sequentially and to count to 100 by ones and tens.	<ul style="list-style-type: none"> • Student Workbook  • Warm Up Card, Pointing and Winking • Activity Card, Drop and Count • English Learner Support Guide Teacher eBook  • Sets Former Tool  • 100 Counters • Letters to Home   <p>Additional Materials</p> <ul style="list-style-type: none"> • coffee can or box • chart paper and marker
2	Students count a set of objects and also arrange quantities from smallest to biggest.	<ul style="list-style-type: none"> • Student Workbook  • Warm Up Card, Pointing and Winking • Activity Card, Feed the Animals • Sets Former Tool  • Counters, varying quantities from 11 to 20 • Number Cards (11–20) • Zoo Pictures <p>Additional Materials</p> <p>four different colored bags</p>
3	Students continue to count sequentially and understand adding 10.	<ul style="list-style-type: none"> • Warm Up Card, Pointing and Winking • Activity Card, Drop and Count • Sets Former Tool  • 100 Counters <p>Additional Materials</p> <ul style="list-style-type: none"> • coffee can or box • chart paper and marker
4	Students continue to count sets of objects and arrange quantities and numerals from smallest to biggest.	<ul style="list-style-type: none"> • Warm Up Card, Pointing and Winking • Activity Card, Feed the Animals • Sets Former Tool  • Counters, varying quantities from 11 to 20 • Number Cards (11–20) <p>Additional Materials</p> <ul style="list-style-type: none"> • Zoo Pictures <p>four different colored bags</p>
5	Students will review and reinforce skills and concepts learned this week.	<ul style="list-style-type: none"> • Student Workbook  • Arrays Tool  • Weekly Test, Assessment  • Assessment Teacher eBook
Project	Students count to 100. Students predict what number comes next.	<p>Additional Materials</p> <p>activity sheet</p>