

# LEARNSMART<sup>®</sup>

## Quick Start Guide • Student Version

### What is *LearnSmart*<sup>®</sup>?

*LearnSmart*<sup>®</sup> in Secondary Math is an online test-prep solution with adaptive capability and resources for end-of-course assessment practice.

- Through a series of adaptive questions, it identifies areas where you need to focus your learning.
- Provides you with learning resources like personal tutors and videos.
- Encourages you to review material again, increasing the likelihood you'll retain your new knowledge.

### Getting Started

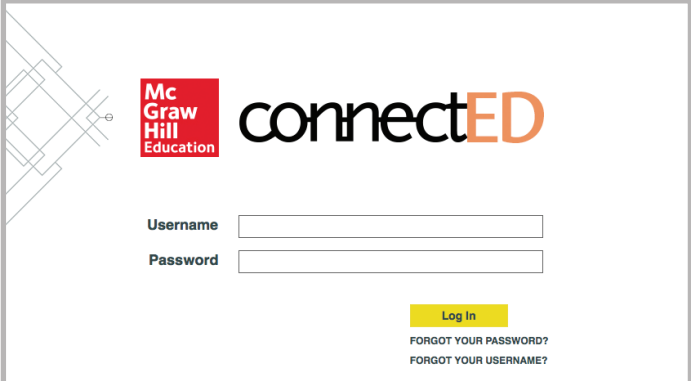
#### TWO ACCESSIBILITY OPTIONS

- Self-Study Path
- Teacher Assign Path

Visit  
[www.ConnectED.Mcgraw-Hill.com](http://www.ConnectED.Mcgraw-Hill.com)

Enter your Username and  
Password.

Click the Log-in button



Mc  
Graw  
Hill  
Education

connectED

Username

Password

Log In

FORGOT YOUR PASSWORD?  
FORGOT YOUR USERNAME?

Click on the image of the  
Student Edition  
(book cover).

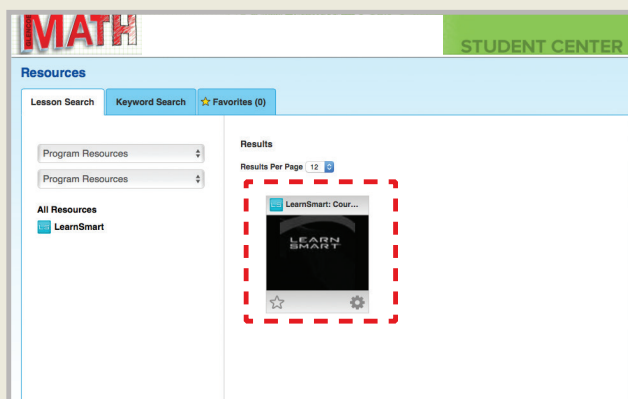


## Self-Study Path

If used as a **self study tool**, you can find *LearnSmart* by filtering to the Program Resources/Program Resources and then click on the “LS” icon in the carousel

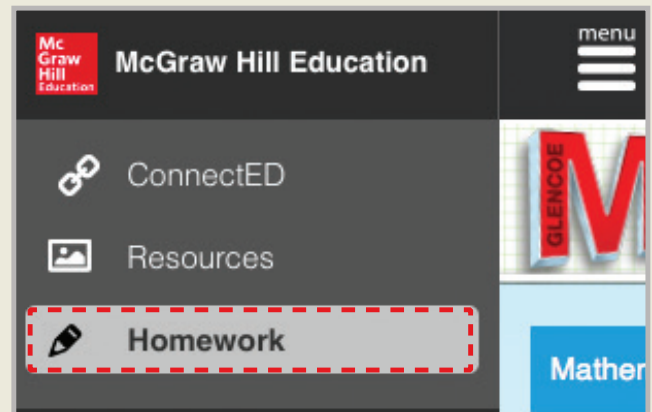


Click on the “*LearnSmart: Course*” thumbnail.

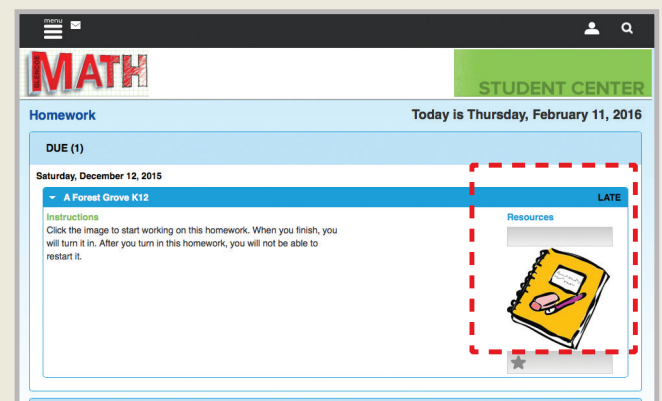


## Teacher Assign Path

If *LearnSmart* is **assigned by your teacher**, you will click “Homework” in the menu.

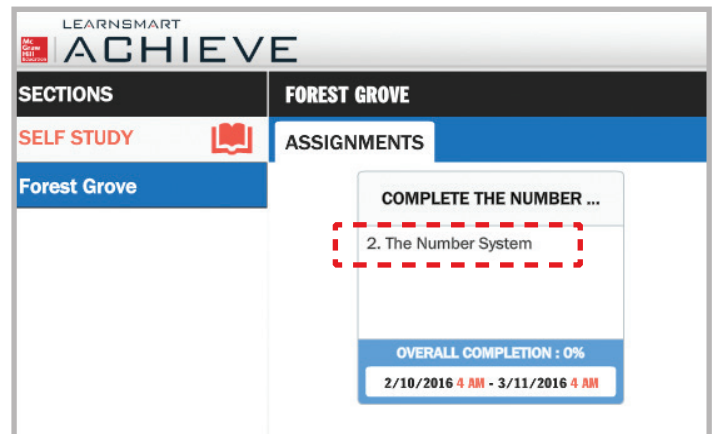


On the Homework screen, you will see your assignment from your teacher for *LearnSmart*. Click on the Resource.




After you click on *LearnSmart* resources, *LearnSmart* will load.

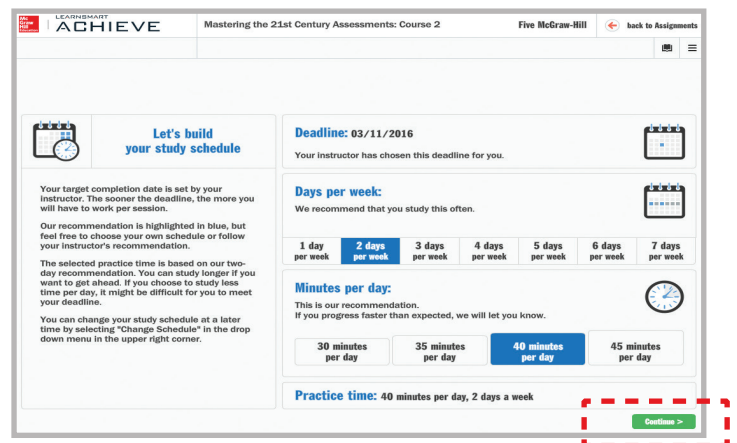
Click on the assignment like in the example.



Select the topic that was assigned, then click the START button in the upper right-hand corner.

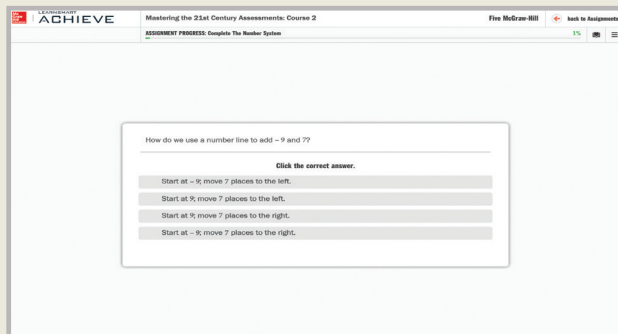


Build your Study Schedule, and then click 'continue'.

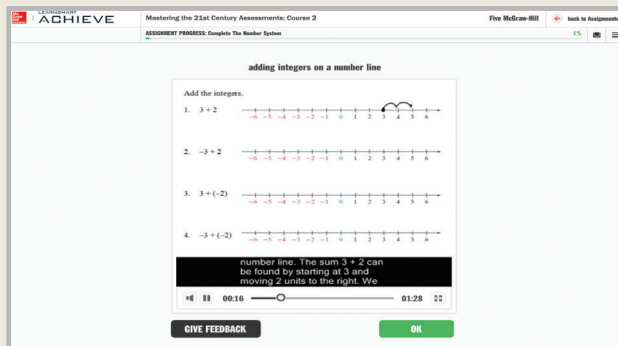


Unique learning resources such as **slides**, **videos**, **kaleidoscopes**, and **label games** are available in *LearnSmart*. Use the learning resources—they are there to help you build your knowledge.

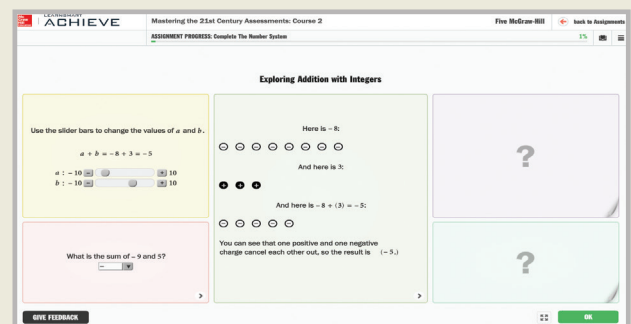
**Slides** can be an image, graph, chart or text and are great for simple and quick explanations.



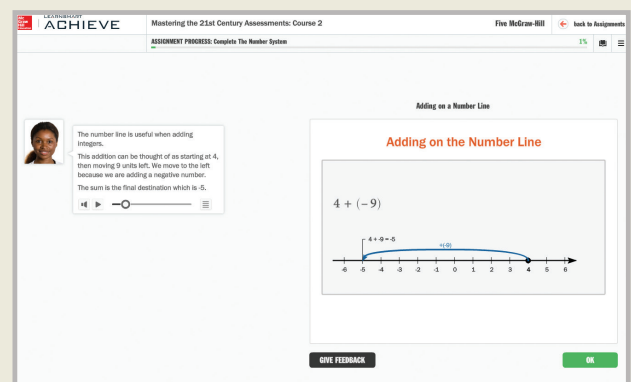
**Videos** provide demonstrations or detailed explanations and are typically no longer than 2-3 minutes.



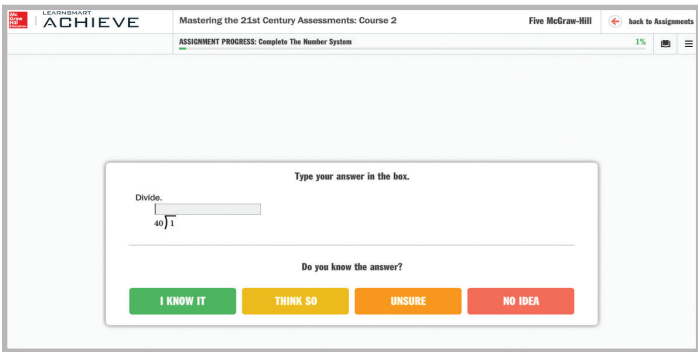
**Kaleidoscopes** will help you learn conceptual topics. As you click through various items, you will see the relationships between items and observe changes as you manipulate variables that are part of the kaleidoscopes.



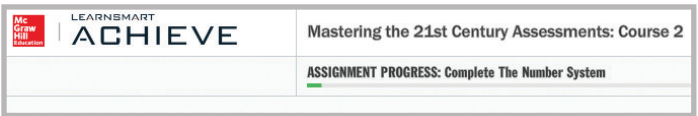
**Label games** are interactive exercises that let you match labels to specific areas on an image.



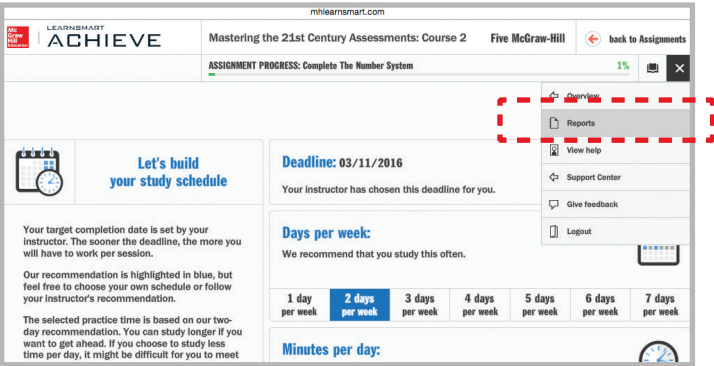
**Label games** are interactive exercise that lets you match labels to specific areas on an image.



Assess how sure you are of your answers. Be honest. *LearnSmart* will adapt to deliver the level of questions that will help you succeed.



Track your current chapter progress in the **Assignment Progress Bar**. Look at the **progress bar** at the top of the screen to follow which stage you are in. Use the **reports** to find information on your progress and performance.



Use the reports to help you study. These will help you focus on the right topics. You can make your own practice quiz and answer missed questions. The Self-Assessment report will help you evaluate your own proficiency.

