

Quick Start Guide

Glencoe High School Math Series

Below are instructions to login to connectED and quickly navigate your online Teacher Center.

User Login

- 1 Go to **connected.mcgraw-hill.com**
- 2 To preview Glencoe High School Math programs, enter:

Username:

Password:

Important Note: Only use the username and password provided to log on to the reviewer site. Please don't change your username and password for any reason. If you are denied access using the provided information, send an email to bidsandcontracts@mheducation.com and a MHE representative will contact you to correct this.

From Your Book Bag

- 3 Select the **Teacher Edition** for your matching program title

You are now at the Teacher Center dashboard or Home tab

Quick Start Guide

Glencoe High School Math Series

How Do I...

1

Navigate the Site?

Use Menu

- **ConnectED** to go back to your Book Bag
- **Class Management** to organize students and classes
- **Resources** to find lesson and chapter resources, activities, and more
- **Assignment Tracker** to see all assignments due within a date range by class
- **My Files** and upload resource from your library
- **Plan and Present** for chapter lessons and see how Common Core State Standards are integrated
- **Assessment** to access premade evaluations
- **Standards** to easily locate standards by discipline or keyword
- **Professional Development** offers instructional support for your math program
- **My Messages** is your Message Center for interaction with students and assignment distribution
- **My Discussions** to moderate discussions between classes

The screenshot shows the McGraw Hill Education website interface for the Glencoe Algebra 1 course. The interface is divided into a sidebar menu on the left and a main content area on the right. The sidebar menu includes options such as ConnectED, Class Management, Resources, Assignment Tracker, Calendar, and My Files. The main content area displays the course title 'ALGEBRA 1' and navigation links for Chapter 9 and Lesson 9. A large image of a stock market chart is visible in the background. The interface is designed to be user-friendly and accessible, with clear navigation paths and a professional layout.

McGraw Hill Education

menu

1

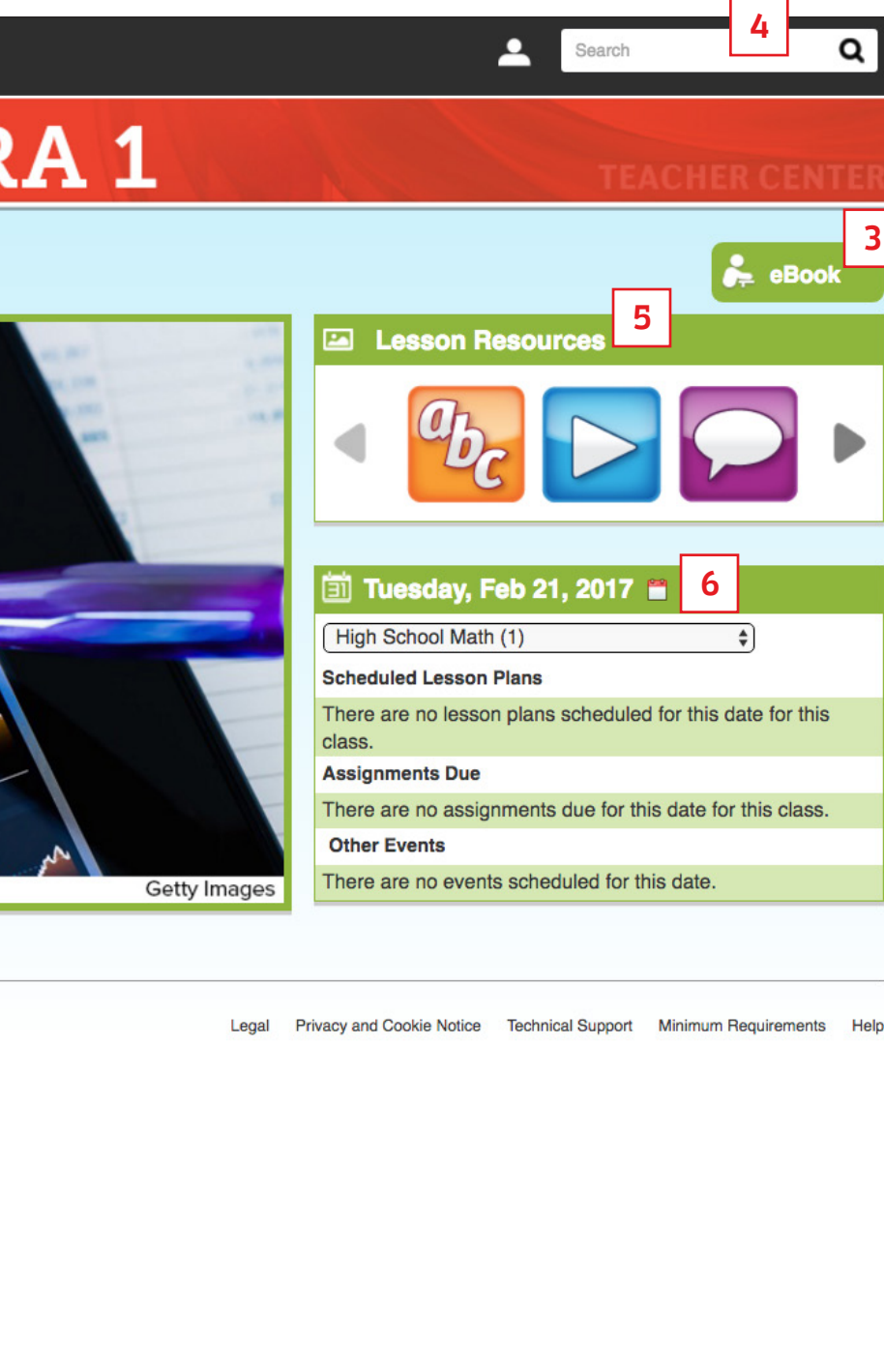
2

Chapter 9... Lesson 9...

ALGEBRA 1

10.25d 10.15d 18.00 10.05d 1M Jun 2 10 11.05d 10.05d Apr 5 10 10.05d 6M 10.05d Jan 4 10

© McGraw-Hill Education



How Do I...

Select a Chapter and Lesson?

- **Click the arrow** to reveal chapter and lessons
- **Select** the chapter or lesson you need

Access my eBook?

- **Click the Open eBook icon** to open your eTeacher Edition in a new window

Reference Guide

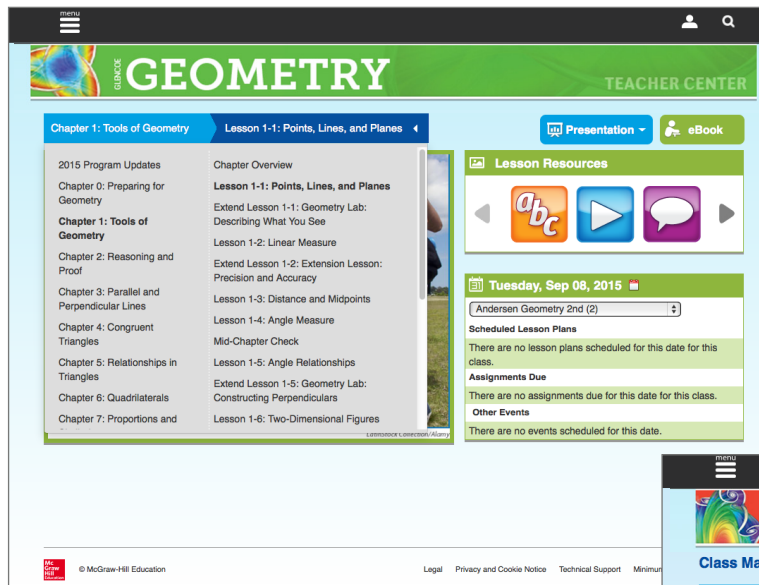
Click on the Magnifying Glass to search by topic or standard

Quickly access helpful links to **multiple resources** such as Animations, Vocabulary, Personal Tutors, and more.

Daily Spotlight is your preview of that day's lesson plans and assignments for each class

Quick Start Guide

Glencoe High School Math Series

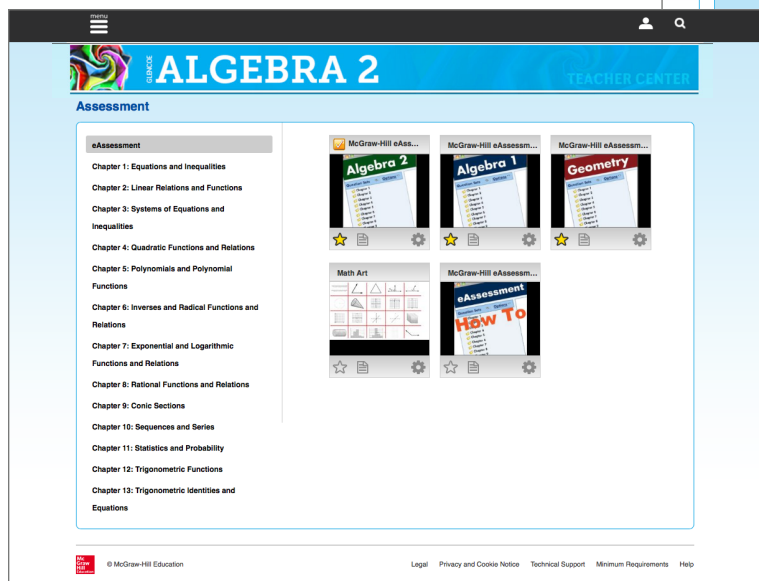
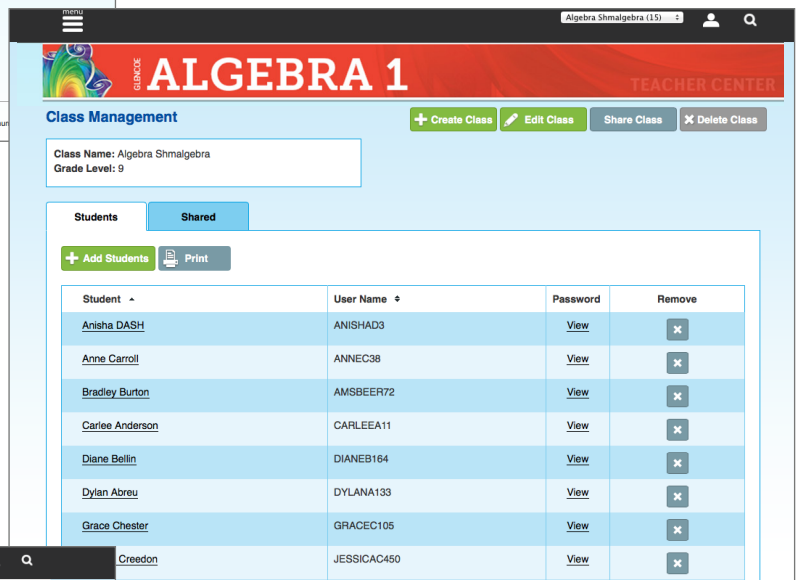


Use Plan and Present to:

- Review Common Core State Standards
- Access ready-to-use lessons
- Customize pre-built lessons with your own resources

Use Class Management to:

- View recently created assignments
- Review and edit class rosters
- Assign homework and activities



Use Assess to:

- Access test banks to tailor assessments
- Create customized worksheets to assign online or print and distribute
- Prepare students for CCSS assessments with CCSS style questions