

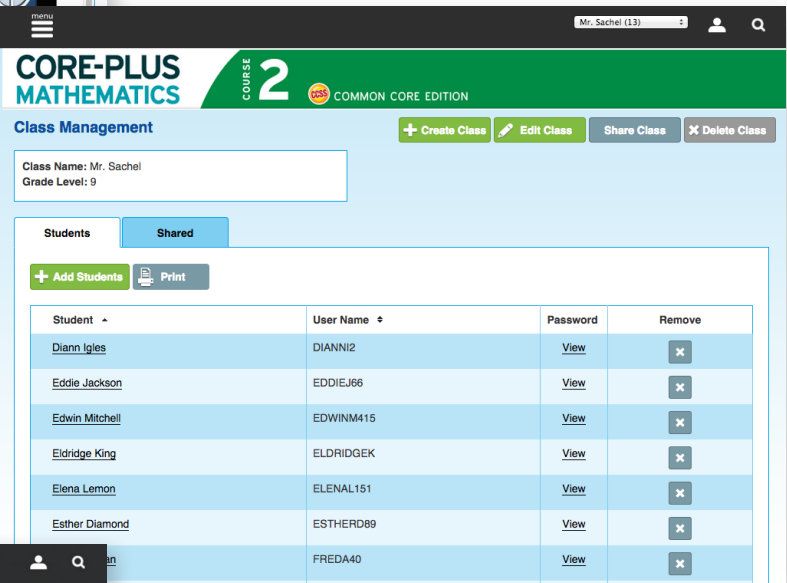
Quick Start Guide

Core Plus Mathematics



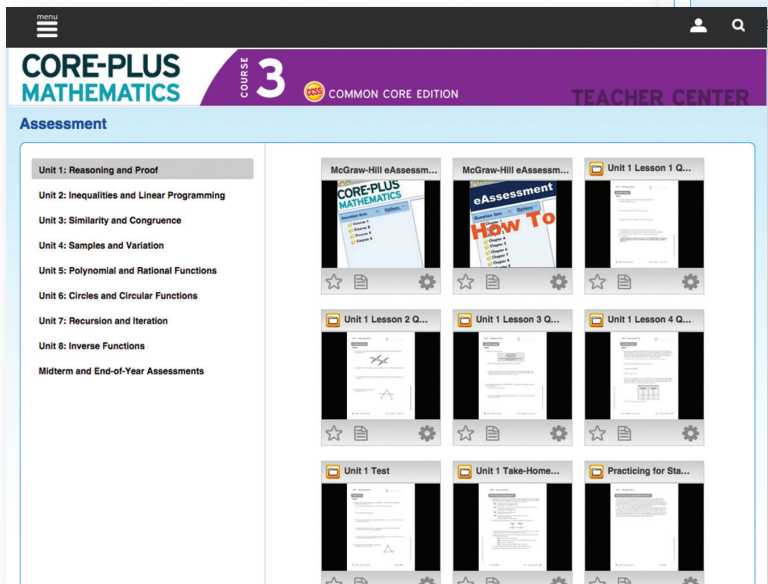
Use Plan and Present to:

- Recommended and customizable lesson plans
- Point of use activities
- Resources required for each lesson
- Differentiation



Use Class Management to:

- View recently created assignments
- Review and edit class rosters
- Assign homework and activities
- Send and reply to student messages



Use Assess to:

- Online test banks that can be used to create customized assessments
- A place to create customized worksheets and assessments that can be printed or assigned online
- Online assessments to help prepare students for end-of-course testing



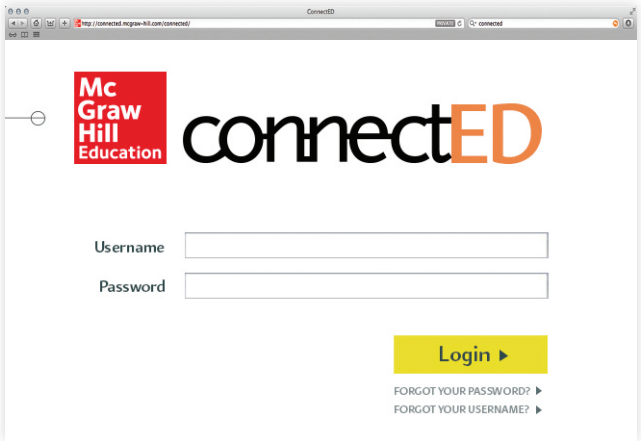
Quick Start Guide

Core Plus Mathematics

Below are instructions to login to connectED and quickly navigate your online Teacher Center.

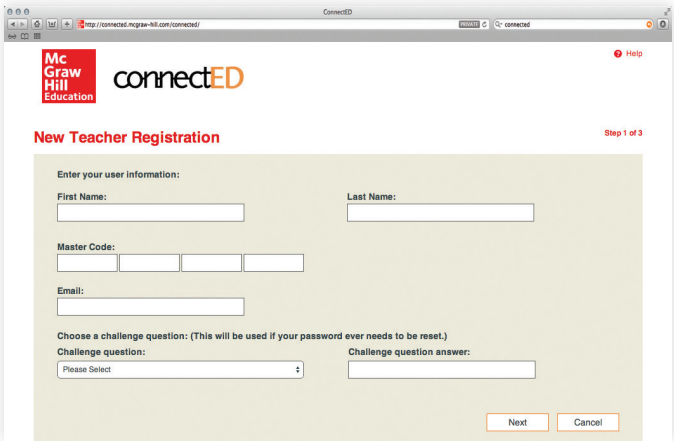
Returning and Sample User Login

- 1 Go to **connected.mcgraw-hill.com**
- 2 Enter your registered Username and Password



New Users Create An Account

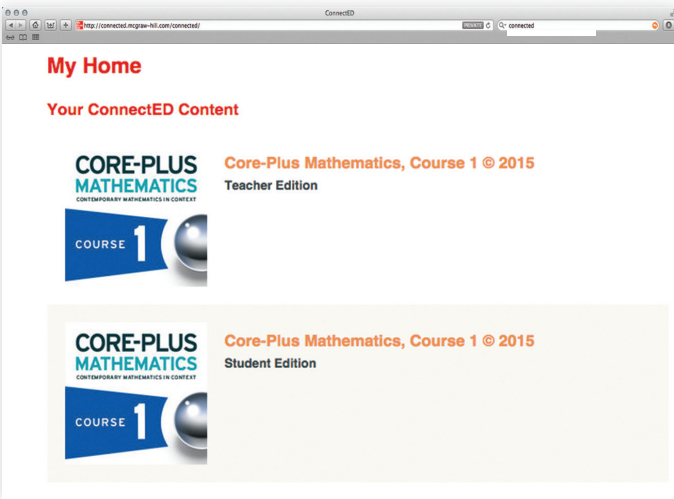
- 1 Go to **connected.mcgraw-hill.com** to register your Master Code
- 2 Select **“Create an Account”** to register your Master Code and create your new ConnectED account



From Your Book Bag

- 3 Select the **Teacher Edition** for your matching program title

You are now at the Teacher Center dashboard or Home tab



Quick Start Guide

Glencoe High School Math Series

How Do I...

1 Navigate the Site?

- Use Menu
- **ConnectED** to go back to your Book Bag
 - **Class Management** to organize students and classes
 - **Resources** to find lesson and chapter resources, activities, and more
 - **Assignment Tracker** to see all assignments due within a date range by class
 - **My Files** and upload resource from your library
 - **Plan and Present** for chapter lessons and see how Common Core State Standards are integrated
 - **Assessment** to access premade evaluations
 - **Standards** to easily locate standards by discipline or keyword
 - **Professional Development** offers instructional support for your math program
 - **My Messages** is your Message Center for interaction with students and assignment distribution
 - **My Discussions** to moderate discussions between classes

The screenshot shows the McGraw Hill Education website for Core-Plus Mathematics, Course 1, Common Core Edition. The interface includes a top navigation bar with the McGraw Hill Education logo (1), a search bar (4), and a menu icon. A left sidebar contains various navigation options: ConnectED, Class Management, Resources, Assignment Tracker, Calendar, My Files, Home, Plan and Present, Assessment, Standards, Professional Development, Glossary, Notebook, My Messages, and My Discussions. The main content area features a large image of a person rappelling (2) and a sidebar with Lesson Resources (5) and a Daily Spotlight section (6) for Monday, Aug 24, 2015, showing scheduled lesson plans, assignments due, and other events for Mr. Curtis (13).

How Do I...

2 Select a Chapter and Lesson?

- Click the arrow to reveal chapter and lessons
- Select the chapter or lesson you need

3 Access my eBook?

- Click the Open eBook icon to open your eTeacher Edition in a new window

Reference Guide

- #### 4 Click on the Magnifying Glass to search by topic or standard

- #### 5 Quickly access helpful links to multiple resources

- #### 6 Daily Spotlight is your preview of that day's lesson plans and assignments for each class