



Grade K



Reading



**Phonics/
Word Study**



Writing



**Science/
Social Studies**



Workstation Activity Cards

with Leveled Activities



SE632872

23456789DRN171615141312



Character, Setting, Events

Stories tell about people and events.



1. Read a story.



2. Talk about it.



3. Draw something that happens in the story.



Make It! Act It!



1. Read a story.
2. Make a puppet character from the story.
3. Act out the story with your partner.



Who? What? Where?



1. Read a story.
2. Draw your favorite part.
3. Describe the picture. Where does it take place? Who is in it? What happens?





Story Illustrations

Pictures help to tell a story.



1. Pick a story book.



2. Look at each picture.




3. Tell where the story takes place.




Point and Tell



1. Read a story. 
2. Point to a picture.
3. Tell what is happening.

Look and Act!



1. Read a story. 
2. Point to each picture.
Name the characters.
3. Act out what is happening.




Main Topic and Key Details

Details tell about the main topic.



1. Read a book.




2. Use retelling cards.



3. Point to details to help retell the story.


Read and Retell



1. Sit in a circle. 
2. Read a book together.
3. Take turns retelling the story.

Picture It!



1. Look at pictures in a story.
2. Tell what is happening. 
3. Make your own retelling cards.
4. Retell the story.



Story Plot: Sequence

Sequence is the order of events.



1. Read a travel story.




2. Talk about the story.



3. Draw what happens first, next, and last.


What Happened?



1. Read a story.
2. Use a puppet.
Retell the story. 
3. Tell what happens first, next, and last.

Draw and Retell



1. Draw pictures of a story you like. Draw the beginning, middle, and end.
2. Trade pictures
with a partner. 
3. Retell your partner's story.



Cause and Effect

A cause makes an effect happen.



1. Read a weather story.



2. Tell what happens.




3. Draw pictures of the cause and the effect.



What Happened?



1. Read a story about weather.
2. Tell what happened.
This is the effect. 
3. Tell the reason why it happened. This is the cause.

Draw and Label

It snowed. Meg made a snowman.



1. Read a story.
2. Draw an event in the story.
3. Write the reason the event happened.
4. Read it to a friend. 