

Total Solar Eclipse Flipbook

Primary


Read each step of the solar eclipse. Color the Moon's shadow black as it moves across the Sun. Color the Sun yellow or orange. When the flipbook is completely colored, cut out each page of the flipbook. Take the pages to your teacher to be stapled together.

1



The Sun shines brightly in the sky.

2




First, a small part of the Moon appears in front of the top right of the Sun.

3

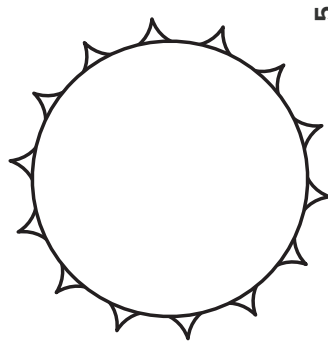


Then, as the Moon continues to cross in front of the Sun, more of the light is blocked.



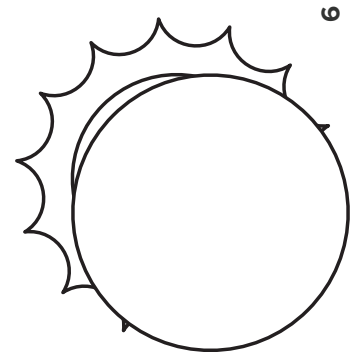
4

The Sun's light dims as the Moon crosses between the Earth and the Sun.




5

The Moon now totally blocks the Sun. Just a small sliver of light around the Moon can be seen.




6

The Moon continues to move. A small area of the Sun can be seen.




7

As the Moon continues to move across the Sun, more light can be seen.



8

The Moon continues its path across the Sun. Only a small part of the Moon covers the Sun.



9

The Sun shines bright in the sky again.