


Series Crosswalks

Math



Writing



Science



Reading



Social Studies



Introduction

McGraw-Hill Education’s *College and Career Readiness Practice Workbooks* align to the College and Career Readiness Standards (CCRS) and develop the foundational skills needed for High School Equivalency success. Because the series was designed to align to a number of key standards and examination objectives within Adult Education, these workbooks can be used with a number of other McGraw-Hill Education programs.

How to Use the Crosswalk

This document provides you with the information you need to fit this workbook series perfectly into your instruction as either stand-alone practice, or as additional practice supporting a number of other McGraw-Hill Education literacy, numeracy, and test preparation materials. With these crosswalks and reverse crosswalks, you will be able to use the CCR Practice Workbooks in the following ways:

Stand-alone Practice	Additional Practice	Pre-/Post-Assessment
Use the workbooks as stand-alone practice to determine students’ skill and content mastery levels. Use the crosswalks to determine what materials can be used to reinforce concepts not yet mastered.	Use the reverse crosswalks to determine which workbooks and lessons can help reinforce or remediate lessons within McGraw-Hill Education programs you already use.	Use the workbooks to assess student understanding before or after teaching a particular concept.

This specific document includes the crosswalks and reverse crosswalks for the Reading workbooks. If no page numbers are specified, then the entire lesson/chapter/unit references that content or skill.

Table of Contents

CCR Practice Workbook Alignments to Other McGraw-Hill Education Series

Use the crosswalk to identify what pages and lessons from McGraw-Hill Education titles align to each lesson within the College and Career Readiness Reading Practice Workbooks.


Reading Informational Texts CCR Practice Workbook	2
Reading Literary Texts CCR Practice Workbook	7

McGraw-Hill Education Series Alignments to the CCR Practice Workbooks

Use the reverse crosswalks to identify how the College and Career Readiness Reading Practice Workbooks can be used to supplement other McGraw-Hill Education programs.

Achieving TABE Success in Reading, Level M	11
Achieving TABE Success in Reading, Level D	13
Achieving TABE Success in Reading, Level A	15
High School Equivalency Basics Reading.	17
High School Equivalency Achieve Reading and Writing.	19
Reading Basics, Intermediate 1.	24
Reading Basics, Intermediate 2	25
Reading Basics, Advanced	26
Workplace Skills, Reading for Information	27

McGraw-Hill Education College and Career Readiness Resources



READING

Reading Informational Text

Use the following *High School Equivalency Basics Reading*, *High School Equivalency Achieve Reading and Writing*, *Achieving TABE Success in Reading*, *Workplace Skills- Reading for Information*, and *Reading Basics* resources to provide additional practice for the following *College and Career Readiness Practice Workbook: Reading Informational Text* lessons.

Reading Informational Text Lessons

L1 Determine Main Idea and Cite Supporting Details

McGraw-Hill Education Resources

HSE Basics

- pp. 87–88, 124–126, 133–135, 141–143

HSE Achieve – pages 35, 193

- L1.1 Determine the Main Idea
- L1.2 Identify Supporting Details
- L1.3 Identify Direct and Implied Main Ideas
- L2.2 Infer Relationships between Events, People, and Ideas
- L2.4 Determine Implicit Relationships between Ideas
- L2.5 Analyze the Role of Details in Complex Texts
- L6.2 Identify Supporting Evidence

Achieving TABE Success – Level M

- Recognizing Details, pp. 59–62
- Recalling Details, pp. 63–66
- Recognizing the Main Idea, pp. 131–134
- Identifying the Main Idea, pp. 135–138

Achieving TABE Success – Level D

- Identifying Details, pp. 59–62
- Recognizing Details, pp. 63–66
- Identifying the Main Idea, pp. 135–138
- Finding the Main Idea, pp. 139–142

Achieving TABE Success – Level A

- Identifying Details, pp. 59–62
- Recognizing Details, pp. 63–66
- Finding the Main Idea, pp. 139–142
- Identifying the Main Idea, pp. 143–146
- Finding Supporting Evidence, pp. 179–182
- Using Supporting Evidence, pp. 183–186

Reading Basics – Intermediate 1

- L1.1 Recognize and Recall Details
- L1.7 Find the Main Idea
- L2.2 Use Supporting Evidence

Reading Basics – Intermediate 2

- L1.1 Recognize and Recall Details
- L1.7 Find the Main Idea
- L2.5 Use Supporting Evidence

Reading Basics – Advanced

- L1.1 Recognize and Recall Details
- L1.7 Find the Main Idea
- L2.4 Use Supporting Evidence

Workplace Skills

- L1 Identify Main Idea and Details
- L6 Identify Important Details
- L16 Recognize Underlying Details

L2 Analyze Important Details and Summarize Ideas

HSE Basics

- pp. 40, 71, 88–89, 141–142

HSE Achieve

- L1.4 Summarize Details
- L2.5 Analyze the Role of Details in Complex Texts

Achieving TABE Success – Level M

- Summarizing and Paraphrasing, pp. 163–166

Achieving TABE Success – Level D

- Summarizing and Paraphrasing, pp. 167–170
- More Summarizing and Paraphrasing, pp. 171–174

Achieving TABE Success – Level A

- Summarizing and Paraphrasing, pp. 171–174
- More Summarizing and Paraphrasing, pp. 175–178

Reading Basics – Intermediate 1

- L1.4 Summarize and Paraphrase

Reading Basics – Intermediate 2

- L1.4 Summarize and Paraphrase

Reading Basics – Advanced

- L1.4 Summarize and Paraphrase

Workplace Skills

- L6 Identify Important Details

L3 Analyze Relationships within Texts: Compare and Contrast

HSE Basics

- pp. 39, 41, 69, 89, 127–128

HSE Achieve

- pp. 116–117, 122, 129, 148, 221, 230–232
- L5.5 Analyze Author’s Intention and Effect

Achieving TABE Success – Level M

- Comparing and Contrasting, pp. 139–142
- Using Comparison and Contrast, pp. 143–146

Achieving TABE Success – Level D

- Comparing and Contrasting, pp. 143–146
- More Comparison and Contrast, pp. 147–150

Achieving TABE Success – Level A

- Comparing and Contrasting, pp. 147–151
- More Comparing and Contrasting, pp. 152–154

Reading Basics – Intermediate 1

- L1.5 Compare and Contrast

Reading Basics – Intermediate 2

- L3.3 Compare and Contrast

Reading Basics – Advanced

- L3.3 Compare and Contrast

<p>L4 Analyze Relationships within Texts: Cause and Effect</p>	<p>HSE Achieve</p> <ul style="list-style-type: none"> • pp. 116–117, 123, 129, 148 <p>Achieving TABE Success – Level M</p> <ul style="list-style-type: none"> • Recognizing Cause and Effect, pp. 155–158 • Identifying Cause and Effect, pp. 159–162 <p>Achieving TABE Success – Level D</p> <ul style="list-style-type: none"> • Recognizing Cause and Effect, pp. 159–162 • Using Cause and Effect, pp. 163–166 <p>Achieving TABE Success – Level A</p> <ul style="list-style-type: none"> • Recognizing Cause and Effect, pp. 163–166 • Using Cause and Effect, pp. 167–170 <p>Reading Basics – Intermediate 1</p> <ul style="list-style-type: none"> • L3.2 Identify Cause and Effect <p>Reading Basics – Intermediate 2</p> <ul style="list-style-type: none"> • L1.5 Identify Cause and Effect <p>Reading Basics – Advanced</p> <ul style="list-style-type: none"> • L1.5 Identify Cause and Effect
<p>L5 Analyze Text Structure</p>	<p>HSE Basics</p> <ul style="list-style-type: none"> • pp. 31–32, 38–39, 41–43, 59–60, 96–97, 102 <p>HSE Achieve</p> <ul style="list-style-type: none"> • pp. 116–117, 119, 122–124, 148–150 • L2.4 Determine Implicit Relationships between Ideas • L6.1 Identify Argument Development
<p>L6 Analyze Sequence</p>	<p>HSE Basics</p> <ul style="list-style-type: none"> • pp. 15, 24–25, 95 <p>HSE Achieve</p> <ul style="list-style-type: none"> • pp. 86–87, 122, 148–150 • L2.1 Sequence Events • L4.3 Analyze the Effects of Transitional and Signal Words <p>Achieving TABE Success – Level M</p> <ul style="list-style-type: none"> • What’s Cooking?, p. 57 • Recognizing Sequence, pp. 67–71 • Understanding Sequence, pp. 72–74 <p>Achieving TABE Success – Level D</p> <ul style="list-style-type: none"> • Identifying Sequence, pp. 67–70 • Recognizing Sequence, pp. 71–74 <p>Achieving TABE Success – Level A</p> <ul style="list-style-type: none"> • Identifying Sequence, pp. 67–70 • Recognizing Sequence, pp. 71–74 <p>Reading Basics – Intermediate 1</p> <ul style="list-style-type: none"> • L2.1 Identify Sequence <p>Reading Basics – Intermediate 2</p> <ul style="list-style-type: none"> • L2.1 Identify Sequence <p>Reading Basics – Advanced</p> <ul style="list-style-type: none"> • L2.1 Identify Sequence <p>Workplace Skills</p> <ul style="list-style-type: none"> • L4 Follow a Series of Steps • L5 Apply Instructions to a Situation • L8 Apply Multi-Step Instructions • L14 Apply Instructions to New Situations • L15 Apply Instructions to Similar Situations • L19 Apply Complicated Instructions to New Situations

L7 Understand and Use Multi-step Instructions**HSE Basics**

- p. 16
- L1.2 How-To and Instructions

HSE Achieve

- pp. 53–54

Achieving TABE Success – Level M

- Use Forms, pp. 97–100

Achieving TABE Success – Level D

- Use Forms, pp. 109–112

Achieving TABE Success – Level A

- Use Forms, pp. 113–116
- Consumer Materials, p. 119

Reading Basics – Intermediate 1

- pp. 80, 82, 154

Reading Basics – Intermediate 2

- p. 162

Reading Basics – Advanced

- p. 82

Workplace Skills

- L4 Follow a Series of Steps
- L5 Apply Instructions to a Situation
- L8 Apply Multi-Step Instructions
- L14 Apply Instructions to New Situations
- L15 Apply Instructions to Similar Situations
- L19 Apply Complicated Instructions to New Situations

L8 Determine Meaning: Technical Terms and Unknown Words**HSE Basics**

- pp. 50, 103, 105

HSE Achieve

- L3.3 Analyze Word Choice

Achieving TABE Success – Level M

- Recognizing Context Clues, pp. 37–40
- Using Context Clues, pp. 41–44
- Abbreviations, p. 58

Achieving TABE Success – Level D

- Recognizing Context Clues, pp. 37–40
- Using Context Clues, pp. 41–44
- Acronyms, p. 58
- More Consumer Materials, pp. 117–119

Achieving TABE Success – Level A

- Recognizing Context Clues, pp. 37–40
- Using Context Clues, pp. 41–44

Workplace Skills

- L2 Choose Correct Meanings of Words
- L3 Define Common Workplace Words
- L7 Determine Word Meanings from Reading Material
- L10 Identify Word Meanings
- L11 Identify Meanings of Acronyms
- L12 Define Technical Workplace Words
- L13 Apply Technical Words in Various Situations
- L17 Use Technical Terms and Jargon in New Situations
- L18 Identify the Less Common Meaning of a Word
- L23 Determine Meaning of Uncommon Words
- L24 Determine Meaning of Technical Terms and Jargon

L9 Interpret Vocabulary: Denotative, Connotative and Figurative Meanings

HSE Basics

- pp. 69, 142
- L3.1 Ads
- L3.3 Blogs

HSE Achieve

- pp. 98–99, 104–105, 112–113, 176–177
- L3.1 Determine Connotative and Figurative Meanings

Achieving TABE Success – Level M

- Exaggerated Language, p. 176
- Identifying Style Techniques, pp. 205–208

Achieving TABE Success – Level D

- Similes, p. 125
- Analogies, p. 126
- Sensory Language, p. 183
- Connotations, p. 184
- Identifying Style Techniques, pp. 225–228

Achieving TABE Success – Level A

- Biased Language, p. 191
- Personification, p. 192
- Identifying Style Techniques, pp. 237–240

Reading Basics – Intermediate 1

- L2.3 Identify Style Techniques

Reading Basics – Intermediate 2

- L1.6 Identify Style Techniques

Reading Basics – Advanced

- L2.6 Identify Style Techniques

L10 Interpret and Apply Written Policies and Procedures

HSE Basics

- L1.4 Workplace Documents

HSE Achieve

- pp. 54, 86–87, 119, 145, 188, 204–206, 219

Reading Basics – Intermediate 1

- pp. 26, 82, 90, 114, 146

Reading Basics – Intermediate 2


- pp. 26, 42, 50, 66, 90, 114

Reading Basics – Advanced

- pp. 18, 42, 58, 66, 106, 114, 138

Workplace Skills

- L9 Choose the Correct Action When Conditions Change
- L20 Determine Principles Behind Workplace Directives
- L21 Apply Principles to New Situations
- L22 Explain the Rationale Behind Workplace Communications
- L25 Apply Principles and Policies to New Situations



READING

Reading Literary Text

Use the following *High School Equivalency Basics Reading*, *High School Equivalency Achieve Reading and Writing*, *Achieving TABE Success in Reading*, and *Reading Basics* resources to provide additional practice for the following *College and Career Readiness Practice Workbook: Reading Literary Text* lessons.

Reading Literary Text Lessons

McGraw-Hill Education Resources

<p>L1 Determine Central Ideas and Supporting Details</p>	<p>HSE Basics</p> <ul style="list-style-type: none"> pp. 164–166, 207, 221 <p>HSE Achieve</p> <ul style="list-style-type: none"> pp. 15–16, 27–29, 40–41 <p>Achieving TABE Success – Level M</p> <ul style="list-style-type: none"> Recognizing Details, pp. 59–62 Recalling Details, pp. 63–66 Recognizing the Main Idea, pp. 131–134 Identifying the Main Idea, pp. 135–138 <p>Achieving TABE Success – Level D</p> <ul style="list-style-type: none"> Identifying Details, pp. 59–62 Recognizing Details, pp. 63–66 Identifying the Main Idea, pp. 135–138 Finding the Main Idea, pp. 139–142 <p>Achieving TABE Success – Level A</p> <ul style="list-style-type: none"> Identifying Details, pp. 59–62 Recognizing Details, pp. 63–66 <p>Reading Basics – Intermediate 1</p> <ul style="list-style-type: none"> L1.1 Recognize and Recall Details L1.7 Find the Main Idea <p>Reading Basics – Intermediate 2</p> <ul style="list-style-type: none"> L1.1 Recognize and Recall Details L1.7 Find the Main Idea <p>Reading Basics – Advanced</p> <ul style="list-style-type: none"> L1.1 Recognize and Recall Details L1.7 Find the Main Idea
<p>L2 Identify Themes</p>	<p>HSE Basics</p> <ul style="list-style-type: none"> L5.5 Theme <p>HSE Achieve</p> <ul style="list-style-type: none"> pp. 48–49 L1.5 Identify a Theme

L3 Determine an Author's Purpose and Point of View

HSE Basics

- L4.3 Autobiography
- L5.3 Point of View

HSE Achieve

- L5.1 Determine an Author's Purpose and Point of View

Achieving TABE Success – Level M

- Recognizing Author's Purpose, pp. 193–196
- Recognizing Author's Effect and Intention, pp. 197–200

Achieving TABE Success – Level D

- Recognizing Author's Purpose, pp. 201–204
- Identifying Author's Purpose, pp. 205–208
- Recognizing Author's Effect and Intention, pp. 209–212
- Recognizing Author's Point of View, pp. 213–216
- Identifying Author's Point of View, pp. 217–220

Achieving TABE Success – Level A

- Recognizing Author's Purpose, pp. 209–212
- Identifying Author's Purpose, pp. 213–216
- Recognizing Author's Point of View, pp. 217–220
- Identifying Author's Point of View, pp. 221–224

Reading Basics – Intermediate 1

- L2.5 Recognize Author's Purpose, Effect, and Intention

Reading Basics – Intermediate 2

- L2.6 Identify Author's Purpose
- L3.2 Recognize Author's Effect, and Intention

Reading Basics – Advanced

- L1.6 Understand Author's Purpose
- L3.2 Recognize Author's Effect, and Intention

L4 Analyze Character, Dialogue, and Setting

HSE Basics

- pp. 191, 234
- L5.2 Character

HSE Achieve

- pp. 38–39, 122, 125, 226
- L2.3 Analyze Relationships between Ideas

Achieving TABE Success – Level M

- Recognizing Character Traits, pp. 123–126
- Identifying Character Traits, pp. 127–130

Achieving TABE Success – Level D

- Identifying Character Traits, pp. 127–130
- Recognizing Character Traits, pp. 131–134

Achieving TABE Success – Level A

- Stereotypes, p. 130
- Identifying Character Traits, pp. 131–134
- Recognizing Character Traits, pp. 135–138

Reading Basics – Intermediate 1

- L3.4 Recognize Character Traits

Reading Basics – Intermediate 2

- L2.4 Recognize Character Traits

Reading Basics – Advanced

- L2.5 Recognize Character Traits

<p>L5 Analyze Plot Events</p>	<p>HSE Basics</p> <ul style="list-style-type: none"> • p. 160 • L5.1 Plot and Setting <p>HSE Achieve</p> <ul style="list-style-type: none"> • pp. 38, 52–53, 64–65, 118, 122, 125, 151
<p>L6 Analyze Relationships within Texts: Compare and Contrast</p>	<p>HSE Basics</p> <ul style="list-style-type: none"> • pp. 157, 174, 200–201, 216, 221, 226–227 • L5.6 Text Structure <p>HSE Achieve</p> <ul style="list-style-type: none"> • pp. 116–117, 122, 129, 150–151, 221 <p>Achieving TABE Success – Level M</p> <ul style="list-style-type: none"> • Comparing and Contrasting, pp. 139–142 • Using Comparison and Contrast, pp. 143–146 <p>Achieving TABE Success – Level D</p> <ul style="list-style-type: none"> • Comparing and Contrasting, pp. 143–146 • More Comparison and Contrast, pp. 147–150 <p>Achieving TABE Success – Level A</p> <ul style="list-style-type: none"> • Comparing and Contrasting, pp. 147–151 • More Comparing and Contrasting, pp. 152–154 <p>Reading Basics – Intermediate 1</p> <ul style="list-style-type: none"> • L1.5 Compare and Contrast <p>Reading Basics – Intermediate 2</p> <ul style="list-style-type: none"> • L3.3 Compare and Contrast <p>Reading Basics – Advanced</p> <ul style="list-style-type: none"> • L3.3 Compare and Contrast
<p>L7 Analyze Relationships within Texts: Cause and Effect</p>	<p>HSE Basics</p> <ul style="list-style-type: none"> • p. 221 <p>HSE Achieve</p> <ul style="list-style-type: none"> • pp. 116–117, 123, 129 <p>Achieving TABE Success – Level M</p> <ul style="list-style-type: none"> • Recognizing Cause and Effect, pp. 155–158 • Identifying Cause and Effect, pp. 159–162 <p>Achieving TABE Success – Level D</p> <ul style="list-style-type: none"> • Recognizing Cause and Effect, pp. 159–162 • Using Cause and Effect, pp. 163–166 <p>Achieving TABE Success – Level A</p> <ul style="list-style-type: none"> • Recognizing Cause and Effect, pp. 163–166 • Using Cause and Effect, pp. 167–170 <p>Reading Basics – Intermediate 1</p> <ul style="list-style-type: none"> • L3.2 Identify Cause and Effect <p>Reading Basics – Intermediate 2</p> <ul style="list-style-type: none"> • L1.5 Identify Cause and Effect <p>Reading Basics – Advanced</p> <ul style="list-style-type: none"> • L1.5 Identify Cause and Effect

L8 Make Inferences and Draw Conclusions**HSE Basics**

- pp. 207–209

HSE Achieve

- pp. 78, 98
- L2.2 Infer Relationships between Events, People, and Ideas

Achieving TABE Success – Level M

- Drawing Conclusions, pp. 147–150
- More Drawing Conclusions, pp. 151–154

Achieving TABE Success – Level D

- Drawing Conclusions, pp. 151–154
- More Drawing Conclusions, pp. 155–158

Achieving TABE Success – Level A

- Drawing Conclusions, pp. 155–158
- More Drawing Conclusions, pp. 159–162

Reading Basics – Intermediate 1

- L1.3 Draw Conclusions

Reading Basics – Intermediate 2

- L1.3 Draw Conclusions

Reading Basics – Advanced

- L1.3 Draw Conclusions

L9 Interpret Language: Word Choice, Meaning, Tone, and Imagery**HSE Basics**

- pp. 158, 191–192, 232, 235–237
- L5.4 Literal and Figurative Language

HSE Achieve

- p. 102
- L3.1 Determine Connotative and Figurative Meanings
- L3.2 Analyze Tone

Achieving TABE Success – Level M

- Exaggerated Language, p. 176
- Identifying Style Techniques, pp. 205–208

Achieving TABE Success – Level D

- Idioms, p. 57
- Sensory Language, p. 183
- Connotations, p. 184
- Identifying Style Techniques, pp. 225–228

Achieving TABE Success – Level A

- Similes and Metaphors, p. 57
- Onomatopoeia, p. 58
- Identifying Style Techniques, pp. 237–240
- Recognizing Author’s Effect and Intention, pp. 241–244

Reading Basics – Intermediate 1


- L2.3 Identify Style Techniques

Reading Basics – Intermediate 2

- L1.6 Identify Style Techniques

Reading Basics – Advanced

- L2.6 Identify Style Techniques



Reading

Use these *College and Career Readiness (CCR) Practice Workbooks: Reading Literary Text* and *Reading Informational Text* lessons to provide additional practice for the following *Achieving TABE Success (ATS) in Reading (Level M)* lessons.

ATS in Reading Lesson	CCR Practice Workbooks
U1: Words in Context	
Recognizing Context Clues	IT L8 Determine Meaning: Technical Terms and Unknown Words
Using Context Clues	IT L8 Determine Meaning: Technical Terms and Unknown Words
Abbreviations	IT L8 Determine Meaning: Technical Terms and Unknown Words
U2: Recalling Information	
Recognizing Details	IT L1 Determine Main Idea and Cite Supporting Details
	LT L1 Determine Central Ideas and Supporting Details
Recalling Details	IT L1 Determine Main Idea and Cite Supporting Details
	LT L1 Determine Central Ideas and Supporting Details
What's Cooking	IT L6 Analyze Sequence
Recognizing Sequence	IT L6 Analyze Sequence
Understanding Sequence	IT L6 Analyze Sequence
U3: Graphic Information	
Use Forms	IT L7 Understand and Use Multi-step Instructions
U4: Constructing Meaning	
Comparing and Contrasting	IT L3 Analyze Relationships within Texts: Compare and Contrast
	LT L6 Analyze Relationships within Texts: Compare and Contrast
Drawing Conclusions	LT L8 Make Inferences and Draw Conclusions
Finding Supporting Evidence	IT L1 Determine Main Idea and Cite Supporting Details
Identifying Cause and Effect	IT L4 Analyze Relationships within Texts: Cause and Effect
	LT L7 Analyze Relationships within Texts: Cause and Effect
Identifying Character Traits	LT L4 Analyze Character, Dialogue, and Setting

The following abbreviations represent each of the following CCR Practice Workbooks in the table

KEY: **IT** = Reading Informational Text **LT** = Reading Literary Text


ATS in Reading Lesson

CCR Practice Workbooks

Identifying the Main Idea	IT L1 Determine Main Idea and Cite Supporting Details
	LT L1 Determine Central Ideas and Supporting Details
More Drawing Conclusions	LT L8 Make Inferences and Draw Conclusions
Recognizing Cause and Effect	IT L4 Analyze Relationships within Texts: Cause and Effect
	LT L7 Analyze Relationships within Texts: Cause and Effect
Recognizing Character Traits	LT L4 Analyze Character, Dialogue, and Setting
Recognizing the Main Idea	IT L1 Determine Main Idea and Cite Supporting Details
	LT L1 Determine Central Ideas and Supporting Details
Summarizing and Paraphrasing	IT L2 Analyze Important Details and Summarize Ideas
Using Comparison and Contrast	IT L3 Analyze Relationships within Texts: Compare and Contrast
	LT L6 Analyze Relationships within Texts: Compare and Contrast
Using Supporting Evidence	IT L1 Determine Main Idea and Cite Supporting Details
U5: Extending Meaning	
Exaggerated Language	IT L9 Interpret Vocabulary: Denotative, Connotative and Figurative Meanings
	LT L9 Interpret Language: Word Choice, Meaning, Tone, and Imagery
Identifying Style Techniques	IT L9 Interpret Vocabulary: Denotative, Connotative and Figurative Meanings
	LT L9 Interpret Language Word Choice, Meaning, Tone, and Imagery
Recognizing Author’s Effect and Intention	LT L3 Determine an Author’s Purpose and Point of View
Recognizing Author’s Purpose	LT L3 Determine an Author’s Purpose and Point of View

The following abbreviations represent each of the following CCR Practice Workbooks in the table

KEY: **IT** = Reading Informational Text **LT** = Reading Literary Text



Reading

Use these *College and Career Readiness (CCR) Practice Workbooks: Reading Literary Text* and *Reading Informational Text* lessons to provide additional practice for the following *Achieving TABE Success (ATS) in Reading (Level D)* lessons.

ATS in Reading Lesson	CCR Practice Workbooks
U1: Words in Context	
Acronyms	IT L8 Determine Meaning: Technical Terms and Unknown Words
More Consumer Materials	IT L8 Determine Meaning: Technical Terms and Unknown Words
Recognizing Context Clues	IT L8 Determine Meaning: Technical Terms and Unknown Words
Using Context Clues	IT L8 Determine Meaning: Technical Terms and Unknown Words
U2: Recalling Information	
Identifying Details	LT L1 Determine Central Ideas and Supporting Details
	IT L1 Determine Main Idea and Cite Supporting Details
Identifying Sequence	IT L6 Analyze Sequence
Idioms	LT L9 Interpret Language: Word Choice, Meaning, Tone, and Imagery
Recognizing Details	LT L1 Determine Central Ideas and Supporting Details
	IT L1 Determine Main Idea and Cite Supporting Details
Recognizing Sequence	IT L6 Analyze Sequence
U3: Graphic Information	
Use Forms	IT L7 Understand and Use Multi-step Instructions
U4: Constructing Meaning	
Analogies	IT L9 Interpret Vocabulary: Denotative, Connotative and Figurative Meanings
Comparing and Contrasting	LT L6 Analyze Relationships within Texts: Compare and Contrast
	IT L3 Analyze Relationships within Texts: Compare and Contrast
Drawing Conclusions	LT L8 Make Inferences and Draw Conclusions
Finding Supporting Evidence	IT L1 Determine Main Idea and Cite Supporting Details
Finding the Main Idea	LT L1 Determine Central Ideas and Supporting Details
	IT L1 Determine Main Idea and Cite Supporting Details

The following abbreviations represent each of the following CCR Practice Workbooks in the table

KEY: **IT** = Reading Informational Text **LT** = Reading Literary Text


ATS in Reading Lesson

CCR Practice Workbooks

Identifying Character Traits	LT L4 Analyze Character, Dialogue, and Setting
Identifying the Main Idea	LT L1 Determine Central Ideas and Supporting Details
	IT L1 Determine Main Idea and Cite Supporting Details
More Comparing and Contrasting	LT L6 Analyze Relationships within Texts: Compare and Contrast
	IT L3 Analyze Relationships within Texts: Compare and Contrast
More Drawing Conclusions	LT L8 Make Inferences and Draw Conclusions
More Summarizing and Paraphrasing	IT L2 Analyze Important Details and Summarize Ideas
Recognizing Cause and Effect	LT L7 Analyze Relationships within Texts: Cause and Effect
	IT L4 Analyze Relationships within Texts: Cause and Effect
Recognizing Character Traits	LT L4 Analyze Character, Dialogue, and Setting
Similes	IT L9 Interpret Vocabulary: Denotative, Connotative and Figurative Meanings
Summarizing and Paraphrasing	IT L2 Analyze Important Details and Summarize Ideas
Using Cause and Effect	LT L7 Analyze Relationships within Texts: Cause and Effect
	IT L4 Analyze Relationships within Texts: Cause and Effect
Using Supporting Evidence	IT L1 Determine Main Idea and Cite Supporting Details
U5: Extending Meaning	
Connotations	LT L9 Interpret Language: Word Choice, Meaning, Tone, and Imagery
	IT L9 Interpret Vocabulary: Denotative, Connotative and Figurative Meanings
Identifying Author's Point of View	LT L3 Determine an Author's Purpose and Point of View
Identifying Author's Purpose	LT L3 Determine an Author's Purpose and Point of View
Identifying Style Techniques	LT L9 Interpret Language: Word Choice, Meaning, Tone, and Imagery
	IT L9 Interpret Vocabulary: Denotative, Connotative and Figurative Meanings
Recognizing Author's Effect and Intention	LT L3 Determine an Author's Purpose and Point of View
Recognizing Author's Point of View	LT L3 Determine an Author's Purpose and Point of View
Recognizing Author's Purpose	LT L3 Determine an Author's Purpose and Point of View
Sensory Language	LT L9 Interpret Language: Word Choice, Meaning, Tone, and Imagery
	IT L9 Interpret Vocabulary: Denotative, Connotative and Figurative Meanings

The following abbreviations represent each of the following CCR Practice Workbooks in the table

KEY: **IT** = Reading Informational Text **LT** = Reading Literary Text



Reading

Use these *College and Career Readiness (CCR) Practice Workbooks: Reading Literary Text* and *Reading Informational Text* lessons to provide additional practice for the following *Achieving TABE Success (ATS) in Reading (Level A)* lessons.

ATS in Reading Lesson	CCR Practice Workbooks
U1: Words in Context	
Recognizing Context Clues	IT L8 Determine Meaning: Technical Terms and Unknown Words
Using Context Clues	IT L8 Determine Meaning: Technical Terms and Unknown Words
U2: Recalling Information	
Identifying Details	IT L1 Determine Main Idea and Cite Supporting Details
	LT L1 Determine Central Ideas and Supporting Details
Identifying Sequence	IT L6 Analyze Sequence
Onomatopoeia	LT L9 Interpret Language: Word Choice, Meaning, Tone, and Imagery
Recognizing Details	IT L1 Determine Main Idea and Cite Supporting Details
	LT L1 Determine Central Ideas and Supporting Details
Recognizing Sequence	IT L6 Analyze Sequence
Similes and Metaphors	LT L9 Interpret Language: Word Choice, Meaning, Tone, and Imagery
U3: Graphic Information	
Use Forms	IT L7 Understand and Use Multi-step Instructions
Consumer Materials	IT L7 Understand and Use Multi-step Instructions
U4: Constructing Meaning	
Comparing and Contrasting	LT L6 Analyze Relationships within Texts: Compare and Contrast
	IT L3 Analyze Relationships within Texts: Compare and Contrast
Drawing Conclusions	LT L8 Make Inferences and Draw Conclusions
Finding Supporting Evidence	IT L1 Determine Main Idea and Cite Supporting Details
Finding the Main Idea	IT L1 Determine Main Idea and Cite Supporting Details
Identifying Character Traits	LT L4 Analyze Character, Dialogue, and Setting

The following abbreviations represent each of the following CCR Practice Workbooks in the table

KEY: **IT** = Reading Informational Text **LT** = Reading Literary Text


ATS in Reading Lesson

CCR Practice Workbooks

Identifying the Main Idea	IT L1 Determine Main Idea and Cite Supporting Details
More Comparing and Contrasting	LT L6 Analyze Relationships within Texts: Compare and Contrast
	IT L3 Analyze Relationships within Texts: Compare and Contrast
More Drawing Conclusions	LT L8 Make Inferences and Draw Conclusions
More Summarizing and Paraphrasing	IT L2 Analyze Important Details and Summarize Ideas
Recognizing Cause and Effect	LT L7 Analyze Relationships within Texts: Cause and Effect
	IT L4 Analyze Relationships within Texts: Cause and Effect
Recognizing Character Traits	LT L4 Analyze Character, Dialogue, and Setting
Stereotypes	LT L4 Analyze Character, Dialogue, and Setting
Summarizing and Paraphrasing	IT L2 Analyze Important Details and Summarize Ideas
Using Cause and Effect	LT L7 Analyze Relationships within Texts: Cause and Effect
	IT L4 Analyze Relationships within Texts: Cause and Effect
Using Supporting Evidence	IT L1 Determine Main Idea and Cite Supporting Details
U5: Constructing Meaning	
Biased Language	IT L9 Interpret Vocabulary: Denotative, Connotative and Figurative Meanings
Identifying Author's Point of View	LT L3 Determine an Author's Purpose and Point of View
Identifying Author's Purpose	LT L3 Determine an Author's Purpose and Point of View
Identifying Style Techniques	LT L9 Interpret Language: Word Choice, Meaning, Tone, and Imagery
	IT L9 Interpret Vocabulary: Denotative, Connotative and Figurative Meanings
Personification	IT L9 Interpret Vocabulary: Denotative, Connotative and Figurative Meanings
Recognizing Author's Effect and Intention	LT L9 Interpret Language: Word Choice, Meaning, Tone, and Imagery
Recognizing Author's Point of View	LT L3 Determine an Author's Purpose and Point of View
Recognizing Author's Purpose	LT L3 Determine an Author's Purpose and Point of View

The following abbreviations represent each of the following CCR Practice Workbooks in the table

KEY: **IT** = Reading Informational Text **LT** = Reading Literary Text



Reading

Use these *College and Career Readiness (CCR) Practice Workbooks: Reading Informational Text*, and *Reading Literary Text* lessons to provide additional practice for the following *High School Equivalency Basics Reading* lessons.

HSE Basics Lesson	CCR Practice Workbooks
L1.1 Memos and Forms	IT L6 Analyze Sequence IT L7 Understand and Use Multi-step Instructions
L1.2 How-To and Instructions	IT L6 Analyze Sequence IT L7 Understand and Use Multi-step Instructions
L1.3 Websites	IT L5 Analyze Text Structure
L1.4 Workplace Documents	IT L2 Analyze Important Details and Summarize Ideas IT L3 Analyze Relationships within Texts: Compare and Contrast IT L5 Analyze Text Structure IT L10 Interpret and Apply Written Policies and Procedures
L1.5 Graphic Documents	IT L8 Determine Meaning: Technical Terms and Unknown Words
L1.6 Reference Texts	IT L5 Analyze Text Structure
L1.7 Comparing Texts in Different Media	IT L2 Analyze Important Details and Summarize Ideas IT L3 Analyze Relationships within Texts: Compare and Contrast IT L9 Interpret Vocabulary: Denotative, Connotative and Figurative Meanings
L2.1 Textbooks and Other Educational Materials	IT L1 Determine Main Idea and Cite Supporting Details IT L2 Analyze Important Details and Summarize Ideas IT L3 Analyze Relationships within Texts: Compare and Contrast IT L5 Analyze Text Structure
L2.2 Magazine and Newspaper Articles	IT L6 Analyze Sequence IT L5 Analyze Text Structure IT L8 Determine Meaning: Technical Terms and Unknown Words
L3.1 Ads	IT L9 Interpret Vocabulary: Denotative, Connotative and Figurative Meanings
L3.2 Editorials	IT L1 Determine Main Idea and Cite Supporting Details IT L3 Analyze Relationships within Texts: Compare and Contrast
L3.3 Blogs	IT L1 Determine Main Idea and Cite Supporting Details IT L9 Interpret Vocabulary: Denotative, Connotative and Figurative Meanings

The following abbreviations represent each of the following CCR Practice Workbooks in the table


KEY: **IT** = Reading Informational Text **LT** = Reading Literary Text

HSE Basics Lesson
CCR Practice Workbooks

L3.4 Reviews and Commentaries	IT L1 Determine Main Idea and Cite Supporting Details IT L2 Analyze Important Details and Summarize Ideas IT L9 Interpret Vocabulary: Denotative, Connotative and Figurative Meanings
L4.1 Nonfiction Prose	LT L5 Analyze Plot Events LT L6 Analyze Relationships within Texts: Compare and Contrast
L4.2 Biography	LT L1 Determine Central Ideas and Supporting Details
L4.3 Autobiography	LT L3 Determine an Author's Purpose and Point of View LT L6 Analyze Relationships within Texts: Compare and Contrast
L5.1 Plot and Setting	LT L4 Analyze Character, Dialogue, and Setting LT L5 Analyze Plot Events
L5.2 Character	LT L4 Analyze Character, Dialogue, and Setting LT L6 Analyze Relationships within Texts: Compare and Contrast
L5.3 Point of View	LT L1 Determine Central Ideas and Supporting Details LT L3 Determine an Author's Purpose and Point of View LT L8 Make Inferences and Draw Conclusions
L5.4 Literal and Figurative Language	LT L6 Analyze Relationships within Texts: Compare and Contrast
L5.5 Theme	LT L1 Determine Central Ideas and Supporting Details LT L2 Identify Themes LT L6 Analyze Relationships within Texts: Compare and Contrast LT L7 Analyze Relationships within Texts: Cause and Effect
L5.6 Text Structure	LT L4 Analyze Character, Dialogue, and Setting LT L6 Analyze Relationships within Texts: Compare and Contrast

The following abbreviations represent each of the following CCR Practice Workbooks in the table

KEY: **IT** = Reading Informational Text **LT** = Reading Literary Text



Reading and Writing

Use these *College and Career Readiness (CCR) Practice Workbooks: Reading Informational Text, Reading Literary Text, Extended Response and Short Answer, Sentence Structure and Mechanics, and The Writing Process* lessons to provide additional practice for the following *High School Equivalency Achieve Reading and Writing* lessons.

HSE Achieve Lesson	CCR Practice Workbooks
L1.1 Determine the Main Idea	LT L1 Determine Central Ideas and Supporting Details
	IT L1 Determine Main Idea and Cite Supporting Details
	SSM L8 Phrases and Clauses with Punctuation
L1.2 Identify Supporting Details	IT L1 Determine Main Idea and Cite Supporting Details
L1.3 Identify Direct and Implied Main Ideas	LT L1 Determine Central Ideas and Supporting Details
	IT L1 Determine Main Idea and Cite Supporting Details
L1.4 Summarize Details	IT L2 Analyze Important Details and Summarize Ideas
L1.5 Identify a Theme	LT L1 Determine Central Ideas and Supporting Details
	LT L2 Identify Themes
	LT L4 Analyze Character, Dialogue, and Setting
	LT L5 Analyze Plot Events
Chapter 1 Writer’s Workshop	LT L2 Identify Themes
	ERSA L7 Informative Essay: Select a topic
	ERSA L8 Informative Essay: Write an Introduction
	ERSA L9 Informative Essay: Organize Supporting Paragraphs
	ERSA L10 Informative Essay: Write a Conclusion
	ERSA L11 Write an Informative Essay
	ERSA L12 Revise and Edit and Informative Essay
SSM L8 Phrases and Clauses with Punctuation	
L2.1 Sequence Events	WP L1 Paragraph Structure and Topic Sentences
	WP L6 Prewriting
	WP L7 Writing
	WP L8 Revising and Editing
	LT L5 Analyze Plot Events
L2.2 Infer Relationships Between Events, People, and Ideas	IT L6 Analyze Sequence
	IT L7 Understand and Use Multi-step Instructions
	IT L10 Interpret and Apply Written Policies and Procedures
L2.2 Infer Relationships Between Events, People, and Ideas	LT L8 Make Inferences and Draw Conclusions
	IT L1 Determine Main Idea and Cite Supporting Details
	IT L2 Analyze Important Details and Summarize Ideas

The following abbreviations represent each of the following CCR Practice Workbooks in the table

KEY: **IT** = Reading Informational Text **LT** = Reading Literary Text **ERSA** = Extended Response and Short Answer
SSM = Sentence Structure and Mechanics **WP** = The Writing Process

HSE Achieve Lesson

CCR Practice Workbooks

<p>L2.3 Analyze Relationships Between Ideas</p>	<p>LT L4 Analyze Character, Dialogue, and Setting LT L5 Analyze Plot Events</p>
<p>L2.4 Determine Relationships between Implicit Ideas</p>	<p>IT L1 Determine Main Idea and Cite Supporting Details</p>
<p>L2.5 Analyze the Role of Details in Complex Texts</p>	<p>LT L8 Make Inferences and Draw Conclusions IT L1 Determine Main Idea and Cite Supporting Details SSM L1 Pronoun antecedent</p>
<p>Chapter 2 Writer’s Workshop</p>	<p>IT L6 Analyze Sequence IT L10 Interpret and Apply Written Policies and Procedures ERSA L1 Define Narrative Text SSM L8 Phrases and Clauses with Punctuation WP L3 Organization: Order of Importance and Sequence WP L6 Prewriting WP L7 Writing WP L8 Revising and Editing</p>
<p>L3.1 Determine Connotative and Figurative Meanings</p>	<p>LT L9 Interpret Language: Word Choice, Meaning, Tone, and Imagery IT L9 Interpret Vocabulary: Denotative, Connotative and Figurative Meanings SSM L3 Spelling</p>
<p>L3.2 Analyze Tone</p>	<p>LT L8 Make Inferences and Draw Conclusions LT L9 Interpret Language: Word Choice, Meaning, Tone, and Imagery IT L9 Interpret Vocabulary: Denotative, Connotative and Figurative Meanings WP L2 Tone and Diction</p>
<p>L3.3 Analyze Word Choice</p>	<p>LT L9 Interpret Language: Word Choice, Meaning, Tone, and Imagery IT L8 Determine Meaning: Technical Terms and Unknown Words IT L9 Interpret Vocabulary: Denotative, Connotative and Figurative Meanings</p>

The following abbreviations represent each of the following CCR Practice Workbooks in the table

KEY: **IT** = Reading Informational Text **LT** = Reading Literary Text **ERSA** = Extended Response and Short Answer
SSM = Sentence Structure and Mechanics **WP** = The Writing Process

<p>Chapter 3 Writer's Workshop</p>	<p>IT L9 Interpret Vocabulary: Denotative, Connotative and Figurative Meanings</p> <p>ERSA L7 Informative Essay: Select a topic ERSA L8 Informative Essay: Write an Introduction ERSA L9 Informative Essay: Organize Supporting Paragraphs ERSA L10 Informative Essay: Write a Conclusion ERSA L11 Write an Informative Essay ERSA L12 Revise and Edit and Informative Essay</p> <p>WP L6 Prewriting WP L7 Writing WP L8 Revising and Editing</p>
<p>L4.1 Analyze the Development of Ideas</p>	<p>LT L6 Analyze Relationships within Texts: Compare and Contrast LT L7 Analyze Relationships within Texts: Cause and Effect</p> <p>IT L3 Analyze Relationships within Texts: Compare and Contrast IT L4 Analyze Relationships within Texts: Cause and Effect IT L5 Analyze Text Structure IT L10 Interpret and Apply Written Policies and Procedures</p> <p>WP L3 Organization: Order of Importance and Sequence WP L4 Organization: Comparison and Contrast and Cause and Effect WP L5 Organization: Descriptions and Problem with Solutions</p>
<p>L4.2 Analyze How Structure Impacts Key Ideas</p>	<p>LT L4 Analyze Character, Dialogue, and Setting LT L5 Analyze Plot Events LT L6 Analyze Relationships within Texts: Compare and Contrast LT L7 Analyze Relationships within Texts: Cause and Effect</p> <p>IT L3 Analyze Relationships within Texts: Compare and Contrast IT L4 Analyze Relationships within Texts: Cause and Effect IT L5 Analyze Text Structure IT L6 Analyze Sequence</p> <p>WP L3 Organization: Order of Importance and Sequence WP L4 Organization: Comparison and Contrast and Cause and Effect WP L5 Organization: Descriptions and Problem with Solutions</p>
<p>L4.3 Analyze the Effects of Transitional and Signal Words</p>	<p>LT L6 Analyze Relationships within Texts: Compare and Contrast LT L7 Analyze Relationships within Texts: Cause and Effect</p> <p>IT L3 Analyze Relationships within Texts: Compare and Contrast IT L4 Analyze Relationships within Texts: Cause and Effect IT L5 Analyze Text Structure</p>

The following abbreviations represent each of the following CCR Practice Workbooks in the table

KEY: **IT** = Reading Informational Text **LT** = Reading Literary Text **ERSA** = Extended Response and Short Answer
SSM = Sentence Structure and Mechanics **WP** = The Writing Process

HSE Achieve Lesson

CCR Practice Workbooks

<p>L4.3 Analyze the Effects of Transitional and Signal Words</p>	<p>WP L3 Organization: Order of Importance and Sequence WP L4 Organization: Comparison and Contrast and Cause and Effect WP L5 Organization: Descriptions and Problem with Solutions</p>
<p>Chapter 4 Writer’s Workshop</p>	<p>ERSA L2 Persuasive Text: Write an Introduction ERSA L3 Persuasive Text: Write Supporting Paragraphs ERSA L4 Persuasive Text: Write a Conclusion ERSA L5 Write a Persuasive Essay ERSA L6 Revise and Edit a Persuasive Essay</p> <p>WP L6 Prewriting WP L7 Writing WP L8 Revising and Editing</p>
<p>L5.1 Determine Author’s Purpose and Point of View</p>	<p>LT L3 Determine an Author’s Purpose and Point of View IT L10 Interpret and Apply Written Policies and Procedures</p>
<p>L5.2 Analyze How Author’s Purpose Determines Structure</p>	<p>LT L3 Determine an Author’s Purpose and Point of View LT L5 Analyze Plot Events LT L6 Analyze Relationships within Texts: Compare and Contrast</p> <p>IT L3 Analyze Relationships within Texts: Compare and Contrast IT L4 Analyze Relationships within Texts: Cause and Effect IT L5 Analyze Text Structure IT L6 Analyze Sequence</p>
<p>L5.3 Infer Author’s Purpose</p>	<p>LT L3 Determine an Author’s Purpose and Point of View</p>
<p>L5.5 Analyze Author’s Intention and Effect</p>	<p>SSM L4 Modifiers</p>
<p>Chapter 5 Writer’s Workshop</p>	<p>IT L9 Interpret Vocabulary: Denotative, Connotative and Figurative Meanings</p> <p>ERSA L2 Persuasive Text: Write an Introduction ERSA L3 Persuasive Text: Write Supporting Paragraphs ERSA L4 Persuasive Text: Write a Conclusion ERSA L5 Write a Persuasive Essay ERSA L6 Revise and Edit a Persuasive Essay</p> <p>SSM L1 Pronoun antecedent</p> <p>WP L6 Prewriting WP L7 Writing WP L8 Revising and Editing</p>
<p>L6.2 Identify Supporting Evidence</p>	<p>IT L1 Determine Main Idea and Cite Supporting Details IT L10 Interpret and Apply Written Policies and Procedures</p>
<p>L6.5 Identify and Evaluate Underlying Premise</p>	<p>IT L10 Interpret and Apply Written Policies and Procedures</p>

The following abbreviations represent each of the following CCR Practice Workbooks in the table


KEY: **IT** = Reading Informational Text **LT** = Reading Literary Text **ERSA** = Extended Response and Short Answer
SSM = Sentence Structure and Mechanics **WP** = The Writing Process

HSE Achieve Lesson
CCR Practice Workbooks

Chapter 6 Writer's Workshop	ERSA L2 Persuasive Text: Write an Introduction
	ERSA L3 Persuasive Text: Write Supporting Paragraphs
	ERSA L4 Persuasive Text: Write a Conclusion
	ERSA L5 Write a Persuasive Essay
	ERSA L6 Revise and Edit a Persuasive Essay
	SSM L2 Subject-verb agreement
	WP L6 Prewriting
	WP L7 Writing
	WP L8 Revising and Editing
L7.1 Compare Similar Topics in Different Formats	IT L6 Analyze Relationships within Texts: Compare and Contrast
	IT L3 Analyze Relationships within Texts: Compare and Contrast
	IT L10 Interpret and Apply Written Policies and Procedures
L7.2 Compare Similar Genres	LT L4 Analyze Character, Dialogue, and Setting
L7.3 Analyze Two Arguments	IT L3 Analyze Relationships within Texts: Compare and Contrast
Chapter 7 Writer's Workshop	ERSA L7 Informative Essay: Select a topic
	ERSA L8 Informative Essay: Write an Introduction
	ERSA L9 Informative Essay: Organize Supporting Paragraphs
	ERSA L10 Informative Essay: Write a Conclusion
	ERSA L11 Write an Informative Essay
	ERSA L12 Revise and Edit and Informative Essay
	SSM L3 Spelling
	WP L4 Organization: Comparison and Contrast and Cause and Effect
	WP L6 Prewriting
WP L7 Writing	
WP L8 Revising and Editing	

The following abbreviations represent each of the following CCR Practice Workbooks in the table

KEY: **IT** = Reading Informational Text **LT** = Reading Literary Text **ERSA** = Extended Response and Short Answer
SSM = Sentence Structure and Mechanics **WP** = The Writing Process




Reading

Use these *College and Career Readiness (CCR) Practice Workbook: Reading Literary Text* and *Reading Informational Text* lessons to provide additional practice for the following *Reading Basics: Intermediate 1* lessons.

Reading Basics Lesson	CCR Practice Workbooks
L1.1 Recognize and Recall Details	IT L1 Determine Main Idea and Cite Supporting Details
	LT L1 Determine Central Ideas and Supporting Details
L1.2 Understand Stated Concepts	IT L10 Interpret and Apply Written Policies and Procedures
L1.3 Draw Conclusions	LT L8 Make Inferences and Draw Conclusions
L1.4 Summarize and Paraphrase	IT L2 Analyze Important Details and Summarize Ideas
L1.5 Compare and Contrast	IT L3 Analyze Relationships within Texts: Compare and Contrast
	LT L6 Analyze Relationships within Texts: Compare and Contrast
L1.7 Find the Main Idea	IT L1 Determine Main Idea and Cite Supporting Details
	LT L1 Determine Central Ideas and Supporting Details
L2.1 Identify Sequence	IT L6 Analyze Sequence
	IT L7 Understand and Use Multi-step Instructions
	IT L10 Interpret and Apply Written Policies and Procedures
L2.2 Use Supporting Evidence	IT L10 Interpret and Apply Written Policies and Procedures
	IT L1 Determine Main Idea and Cite Supporting Details
L2.3 Identify Style Techniques	IT L9 Interpret Vocabulary: Denotative, Connotative and Figurative Meanings
	LT L9 Interpret Language: Word Choice, Meaning, Tone, and Imagery
L2.5 Recognize Author's Effect and Intention	IT L10 Interpret and Apply Written Policies and Procedures
	LT L3 Determine an Author's Purpose and Point of View
L3.2 Identify Cause and Effect	LT L7 Analyze Relationships within Texts: Cause and Effect
L3.4 Recognize Character Traits	LT L4 Analyze Character, Dialogue, and Setting

The following abbreviations represent each of the following CCR Practice Workbooks in the table

KEY: **IT** = Reading Informational Text **LT** = Reading Literary Text




Reading

Use these *College and Career Readiness (CCR) Practice Workbook: Reading Literary Text* and *Reading Informational Text* lessons to provide additional practice for the following *Reading Basics: Intermediate 2* lessons.

Reading Basics Lesson	CCR Practice Workbooks
L1.1 Recognize and Recall Details	IT L1 Determine Main Idea and Cite Supporting Details
	LT L1 Determine Central Ideas and Supporting Details
L1.2 Understand Stated Concepts	IT L10 Interpret and Apply Written Policies and Procedures
L1.3 Draw Conclusions	LT L8 Make Inferences and Draw Conclusions
L1.4 Summarize and Paraphrase	IT L2 Analyze Important Details and Summarize Ideas
	IT L10 Interpret and Apply Written Policies and Procedures
L1.5 Identify Cause and Effect	IT L4 Analyze Relationships within Texts: Cause and Effect
	IT L10 Interpret and Apply Written Policies and Procedures
	LT L7 Analyze Relationships within Texts: Cause and Effect
L1.6 Identify Style Techniques	IT L9 Interpret Vocabulary: Denotative, Connotative and Figurative Meanings
	LT L9 Interpret Language: Word Choice, Meaning, Tone, and Imagery
L1.7 Find the Main Idea	IT L1 Determine Main Idea and Cite Supporting Details
	IT L10 Interpret and Apply Written Policies and Procedures
	LT L1 Determine Central Ideas and Supporting Details
L2.1 Identify Sequence	IT L6 Analyze Sequence
L2.2 Understand Consumer Materials	IT L10 Interpret and Apply Written Policies and Procedures
L2.4 Recognize Character Traits	LT L4 Analyze Character, Dialogue, and Setting
L2.5 Use Supporting Evidence	IT L1 Determine Main Idea and Cite Supporting Details
	IT L10 Interpret and Apply Written Policies and Procedures
L2.6 Identify Author's Purpose	LT L3 Determine an Author's Purpose and Point of View
L3.2 Recognize Author's Effect and Intention	LT L3 Determine an Author's Purpose and Point of View
L3.3 Compare and Contrast	IT L3 Analyze Relationships within Texts: Compare and Contrast
	LT L6 Analyze Relationships within Texts: Compare and Contrast

The following abbreviations represent each of the following CCR Practice Workbooks in the table

KEY: **IT** = Reading Informational Text **LT** = Reading Literary Text




Reading

Use these *College and Career Readiness (CCR) Practice Workbook: Reading Literary Text* and *Reading Informational Text* lessons to provide additional practice for the following *Reading Basics: Advanced* lessons.

Reading Basics Lesson	CCR Practice Workbooks
L1.1 Recognize and Recall Details	IT L1 Determine Main Idea and Cite Supporting Details IT L10 Interpret and Apply Written Policies and Procedures
	LT L1 Determine Central Ideas and Supporting Details
L1.3 Draw Conclusions	LT L8 Make Inferences and Draw Conclusions
L1.4 Summarize and Paraphrase	IT L2 Analyze Important Details and Summarize Ideas IT L10 Interpret and Apply Written Policies and Procedures
	LT L7 Analyze Relationships within Texts: Cause and Effect
L1.5 Identify Cause and Effect	IT L4 Analyze Relationships within Texts: Cause and Effect LT L7 Analyze Relationships within Texts: Cause and Effect
	LT L3 Determine an Author's Purpose and Point of View
L1.6 Understand Author's Purpose	IT L10 Interpret and Apply Written Policies and Procedures
	IT L1 Determine Main Idea and Cite Supporting Details IT L10 Interpret and Apply Written Policies and Procedures
L1.7 Find the Main Idea	LT L1 Determine Central Ideas and Supporting Details
	IT L6 Analyze Sequence IT L7 Understand and Use Multi-step Instructions
L2.1 Identify Sequence	IT L1 Determine Main Idea and Cite Supporting Details IT L10 Interpret and Apply Written Policies and Procedures
	IT L10 Interpret and Apply Written Policies and Procedures LT L4 Analyze Character, Dialogue, and Setting
L2.4 Use Supporting Evidence	IT L9 Interpret Vocabulary: Denotative, Connotative and Figurative Meanings LT L9 Interpret Language: Word Choice, Meaning, Tone, and Imagery
	IT L10 Interpret and Apply Written Policies and Procedures
L2.5 Recognize Character Traits	IT L10 Interpret and Apply Written Policies and Procedures
	IT L10 Interpret and Apply Written Policies and Procedures
L2.6 Identify Style Techniques	IT L9 Interpret Vocabulary: Denotative, Connotative and Figurative Meanings LT L9 Interpret Language: Word Choice, Meaning, Tone, and Imagery
	IT L10 Interpret and Apply Written Policies and Procedures
L3.1 Make Generalizations	LT L3 Determine an Author's Purpose and Point of View
L3.2 Recognize Author's Effect, and Intention	IT L3 Analyze Relationships within Texts: Compare and Contrast LT L6 Analyze Relationships within Texts: Compare and Contrast
L3.3 Compare and Contrast	IT L3 Analyze Relationships within Texts: Compare and Contrast LT L6 Analyze Relationships within Texts: Compare and Contrast
	LT L6 Analyze Relationships within Texts: Compare and Contrast

The following abbreviations represent each of the following CCR Practice Workbooks in the table

KEY: **IT** = Reading Informational Text **LT** = Reading Literary Text



Reading

Use these *College and Career Readiness (CCR) Practice Workbook: Reading Informational Text* lessons to provide additional practice for the following *Workplace Skills: Reading for Information* lessons.

Workplace Skills Lesson	CCR Practice Workbooks
L1 Identify Main Idea and Details	L1 Determine Main Idea and Cite Supporting Details
L2 Choose Correct Meanings of Words	L8 Determine Meaning: Technical Terms and Unknown Words
L3 Define Common Workplace Words	L8 Determine Meaning: Technical Terms and Unknown Words
L4 Follow a Series of Steps	L6 Analyze Sequence L7 Understand and Use Multi-step Instructions
L5 Apply Instructions to a Situation	L6 Analyze Sequence L7 Understand and Use Multi-step Instructions
L6 Identify Important Details	L1 Determine Main Idea and Cite Supporting Details L2 Analyze Important Details and Summarize Ideas
L7 Determine Word Meanings from Reading Material	L8 Determine Meaning: Technical Terms and Unknown Words
L8 Apply Multi-Step Instructions	L6 Analyze Sequence L7 Understand and Use Multi-step Instructions
L9 Choose the Correct Action When Conditions Change	L10 Interpret and Apply Written Policies and Procedures
L10 Identify Word Meanings	L8 Determine Meaning: Technical Terms and Unknown Words
L11 Identify Meanings of Acronyms	L8 Determine Meaning: Technical Terms and Unknown Words
L12 Define Technical Workplace Words	L8 Determine Meaning: Technical Terms and Unknown Words
L13 Apply Technical Words in Various Situations	L8 Determine Meaning: Technical Terms and Unknown Words
L14 Apply Instructions to New Situations	L6 Analyze Sequence L7 Understand and Use Multi-step Instructions
L15 Apply Instructions to Similar Situations	L6 Analyze Sequence L7 Understand and Use Multi-step Instructions
L16 Recognize Underlying Details	L1 Determine Main Idea and Cite Supporting Details
L17 Use Technical Terms and Jargon in New Situations	L8 Determine Meaning: Technical Terms and Unknown Words
L18 Identify the Less Common Meaning of a Word	L8 Determine Meaning: Technical Terms and Unknown Words

Workplace Skills Lesson**CCR Practice Workbooks**

L19 Apply Complicated Instructions to New Situations	L6 Analyze Sequence L7 Understand and Use Multi-step Instructions
L20 Determine Principles Behind Workplace Directives	L10 Interpret and Apply Written Policies and Procedures
L21 Apply Principles to New Situations	L10 Interpret and Apply Written Policies and Procedures
L22 Explain the Rationale Behind Workplace Communications	L10 Interpret and Apply Written Policies and Procedures
L23 Determine Meaning of Uncommon Words	L8 Determine Meaning: Technical Terms and Unknown Words
L24 Determine Meaning of Technical Terms and Jargon	L8 Determine Meaning: Technical Terms and Unknown Words
L25 Apply Principles and Policies to New Situations	L10 Interpret and Apply Written Policies and Procedures

McGraw-Hill Education College and Career Readiness Resources

The resources listed below are all student materials. Please note that for all programs listed except for the *Achieving TABE Success Series*, there are additional teacher resources available that include instructional guidance, activities, and suggestions for providing comprehensive coverage of the standards and skills being taught within the student lesson. For more information about all of these series, or to contact a sales representative, go to www.mheducation.com.

Achieving TABE Success

Achieving TABE Success In Reading, Level M Workbook	978-0-07-704460-2	Achieving TABE Success In Mathematics, Level M Workbook	978-0-07-704468-8
Achieving TABE Success in Reading, Level M Reader	978-0-07-704464-0	Achieving TABE Success In Language, Level M Workbook	978-0-07-704456-5
Achieving TABE Success In Reading, Level D Workbook	978-0-07-704461-9	Achieving TABE Success In Mathematics, Level D Workbook	978-0-07-704469-5
Achieving TABE Success in Reading, Level D Reader	978-0-07-704465-7	Achieving TABE Success In Language, Level D Workbook	978-0-07-704457-2
Achieving TABE Success in Reading, Level A Workbook	978-0-07-704462-6	Achieving TABE Success in Mathematics, Level A Workbook	978-0-07-704470-1
Achieving TABE Success in Reading, Level A Readers	978-0-07-704466-4	Achieving TABE Success in Language, Level A Workbook	978-0-07-704458-9

Reading Basics

Reading Basics, Intermediate 1	978-0-80-920667-4	Reading Basics, Intermediate 1 Reader	978-0-07-659101-5
Reading Basics, Intermediate 2	978-0-80-920668-1	Reading Basics, Intermediate 2 Reader	978-0-07-659102-2
Reading Basics, Advanced	978-0-80-920669-8	Reading Basics, Intermediate 3 Reader	978-0-07-659103-9

Workforce Skills

Workplace Skills, Reading for Information	978-0-07-655574-1	Workplace Skills, Locating Information	978-0-07-657482-7
Workplace Skills, Applied Mathematics	978-0-07-657481-0		

EMPower Math

EMPower Math, Keeping Things in Proportion: Reasoning with Ratios, Student Edition	978-0-07-662093-7	EMPower Math, Over, Around, and Within: Geometry and Measurement, Student Edition	978-0-07-662089-0
EMPower Math, Seeking Patterns, Building Rules: Algebraic Thinking, Student Edition	978-0-07-662088-3	EMPower Math, Many Points Make a Point: Data and Graphs, Student Edition	978-0-07-662087-6
EMPower Plus, Using Benchmarks: Fractions, Decimals, and Percents, Student Edition	978-0-07-672134-4	EMPower Plus, Everyday Number Sense: Mental Math and Visual Models, Student Edition	978-0-07-672136-8
EMPower Plus, Split It Up: More Fractions, Decimals, and Percents, Student Edition	978-0-07-672137-5		

High School Equivalency Basics

HSE Basics, Writing Core Subject Module	978-0-02-135564-8	HSE Basics, Social Studies Core Subject Module	978-0-07-657521-3
HSE Basics, Mathematics Core Subject Module	978-0-07-657519-0	HSE Basics, Science Core Subject Module	978-0-07-657552-7
		HSE Basics, Reading Core Subject Module	978-0-07-657520-6

High School Equivalency Achieve

HSE Achieve Reading And Writing Subject Module	978-0-02-143256-1	HSE Achieve, Science Subject Module	978-0-02-140015-7
HSE Achieve, Mathematics Subject Module	978-0-02-143257-8	HSE Achieve, Social Studies Subject Module	978-0-02-135564-8