



Because learning changes everything.®

Connect Student Registration

Make the most of Connect

Stay Organized

- Digital Course Planner has all your upcoming Connect assignments in one place and you can customize calendar alerts

Focus On What Matters

- Use Reports to track your performance and your understanding of key concepts

Learn On-the-Go

- Download the free ReadAnywhere app to take your eBook* and SmartBook 2.0* with you – online and offline

** ReadAnywhere supports newer eBooks and SmartBook 2.0. May not be available in your Connect course.*



Step 1

Login in to your Canvas account and navigate to your course.

If you are not sure if you have a Canvas account, please ask your instructor.

A screenshot of the Canvas login page for instructors. The page has a dark blue background. At the top left is the Canvas logo (a red circle with white dots) and the word "canvas" in white. Below the logo are two white input fields: "Email" and "Password". The "Email" field contains a single character. Below the "Password" field is a checkbox labeled "Stay signed in" and a "Log In" button. Below the "Log In" button is a link that says "Forgot Password?". At the bottom of the page, there are links for "Help", "Privacy Policy", "Accessibility Policy", "Feedback", and "Sign Out". The word "INSTRUCTOR" is displayed at the very bottom.



Step 2

Now you'll want to find the McGraw-Hill Campus link under Modules.

Once you have found the link, go ahead and click it to start the registration process.

Home

Modules

Discussions

Grades

People

Syllabus

▼ MHCampus



MHCampus



Step 3

If this is your first time using McGraw-Hill Campus, you will need to agree to the terms of service and privacy policy and then click **Get Started**.

Then click on the **Connect** button to continue.





Step 4

On the next screen, you can look up your account or create an account if you need to.

Enter in your email address and click **Find my account**.

We recommend using your school email address so that all of your courses are in one Connect account.

If you registered for a McGraw-Hill Education (MHE) online product previously, use that e-mail. Not sure? Enter the e-mail you regularly use for school activities. We'll attempt to find your account. If found, you'll need to complete a few steps to begin using your LMS credentials.

[Get help](#)[Find my account](#)



Step 5

If you are a new Connect user, a link to **Create a new account** will appear below the email form field. Click this link.

On this next screen, click **Complete Registration**.

We did not find an account with that email address. If this is your first time registering for a McGraw-Hill Education online product, click "create a new account." Otherwise, please try a different email address and click "Continue." You may also click "Get help" to allow us to confirm your account status.

thuan.stu123@dispostable.com

[Get help](#)

[Continue](#)

Let me [create a new account](#)

To create a new account and complete your registration, click "Complete Registration." To search for an existing account, click "Back".

[Back](#)

[Get help](#)

[Complete Registration](#)



Step 6

Now you can enter in a password and set up a security question in case you need to reset your password.

Check the box to accept the Terms and Conditions and then click **Continue**.

Create your Connect account

Enter information in the fields below.

Email Address:

This will be your Connect login email address

thuan.stu123@dispostable.com

Password:

At least six characters; no spaces

✓

Confirm password:

✓

Security question:

Choose one...

Security answer:


McGraw-Hill Education Service Agreement

☐ I accept the terms of the McGraw-Hill Education [Terms of Use](#) and [Privacy Policy](#)

Step 7

You are almost done, review the information on this screen. If it is correct, Click **Confirm**. You are now registered.

Digital Access to: Connect



Garland: Criminal Law for the Criminal Justice Professional

4TH EDITION, © 2018

By Norman Garland

ISBN:125989441x

Component Products: LearnSmart

Access:Your access to this product will expire in 23 months 2 weeks and 6 days from today on Jul 16th

CONFIRM

CANCEL

Support and Resources

TECH SUPPORT & FAQ:

CALL: (800) 331-5094

EMAIL & CHAT:
mhhe.com/support

MONDAY-THURSDAY: 24 hours
FRIDAY: 12 AM - 9 PM EST
SATURDAY: 10 AM - 8 PM EST
SUNDAY: 12 PM – 12 AM EST

WITHIN CONNECT:



FIND MORE SUPPORT:

connectstudentsuccess.com

FIND MORE TIPS:


mhhe.com/collegesmarter

Study on Your Smartphone or Tablet

ReadAnywhere App

Download the free ReadAnywhere app to your Android or iOS smartphone or tablet and access your course eBook for offline study access anytime, anywhere.

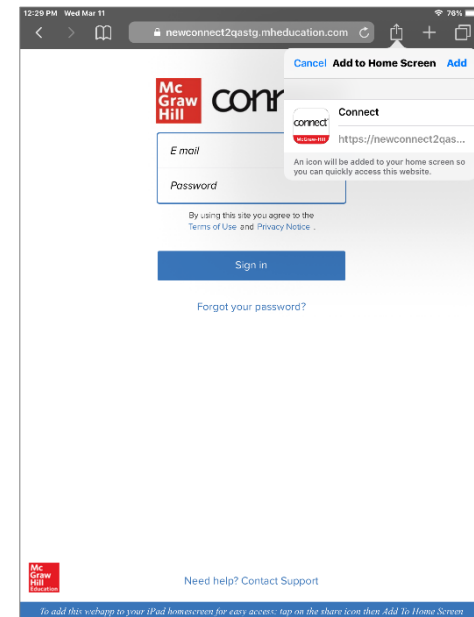
More than 1 million students and instructors have downloaded the ReadAnywhere app and it has a 4.7 rating on the App Store.



Connect Tablet App

Login to Connect on your tablet browser and then add it to your home screen to complete assignments with ease – including pinch, pan, and zoom capability as you work.

**The Connect Tablet App is not recommended for smartphone use.*



Thanks for Registering!

Questions?



connect[®] + proctorio

- Proctoring and/or browser-locking services will be used within your Connect assignments.
- Equipment needed may include a webcam and/or microphone.
- Payment may be required.
- A practice proctored assignment may be available.
- Additional information regarding proctoring may be included in the syllabus.



For Fall 2020, we are excited to introduce McGraw Hill redi! Redi brings just-in-time study resources and services to students in your greatest moments of need. You will see a link to access redi from any *McGraw Hill Connect* course.

All students using redi will have access to the following supplemental resources, aimed at supporting you through the upcoming school year.

- A free 60-minute 1:1 LIVE Tutoring session through TutorMe
- Access to Mental Health content through the JED foundation
- A free month of Premium Access to PowerNotes
- Two free months of ALEKS MathReady

In over **30 course areas**, we will have study resources available to help students achieve their goals. Content for additional courses will be added throughout the Fall 2020 term. Using your Connect login and password, you will have access to all resources for all courses in the Free Tier. If you subscribe to the Premium Tier, you'll gain access to all Premium resources for all available course areas.

Free	Premium
Flashcards: Students can review key terms on the go with the ReadAnywhere app	Adaptive Practice: Students can leverage the Adaptive Practice tool to prep for a quiz or exam. The practice questions adapt to student knowledge gaps to ensure they get the most out of their study time and can be access on web or mobile devices.
Success Center: This library of practical videos offers guidance and strategies to succeed academically, financially, and professionally. The Center includes a library of free content that will help students succeed in a hybrid/online environment	Study Guides: This tool includes summaries, key terms and definitions, and a practice test for each chapter. Useful features like highlighting and note taking help students engage in the content and grasp key concepts more effectively.
Additional supplemental resources noted above.	Guided Solutions: These searchable, text-based step-by-step solutions were built in collaboration with trusted educators and will help students solve challenging homework problems. They are available in select courses with a quantitative component.