

GDP and LMS Single Sign-On for Instructors

We are pleased to offer single sign-on (SSO) between GDP and your learning management system (LMS) through McGraw-Hill Campus (www.mhcampus.com).

McGraw-Hill Campus' free service will work with:

- Blackboard
- eCollege
- Angel
- Instructor
- Moodle
- D2L
- Sakai
- Canvas

To learn more about McGraw-Hill Campus' free service, please contact your McGraw-Hill sales representative.

Steps for pairing:

Note: The steps below only need to be completed once for the pairing process. You will be able to directly launch into GDP from your course on the McGraw-Hill Campus page going forward. The instructor needs to complete the pairing process before the students can start their pairing.

- 1) Locate and click on the **McGraw-Hill Campus** link in your LMS
- 2) Search for your student's ISBN or student's package ISBN and click **Find Now**

Note: Please contact your sales rep if there are no search results for your ISBN.


The screenshot shows the McGraw-Hill Campus Library interface. At the top, there is a header with the U. State logo, a welcome message for 'THUAN VINH', and links for 'SIGN OUT' and 'HELP'. Below the header is a search bar labeled 'Find Educational Materials...'. A yellow notification banner states: 'Did you know that as an instructor you have full access to McGraw-Hill content and tools, including a presentation center, computerized test bank, and online test creation?'. The main section is titled 'My Courses' and contains a 'BB INTEGRATION' section. This section prompts the user to 'Tell us what book you are using and we will give you instant access to relevant educational materials.' It features a large input field labeled 'FIND YOUR TEXTBOOK:' with a placeholder 'By Title, Author, or ISBN' and a 'What's an ISBN?' link. A blue 'FIND NOW' button with a checkmark is next to the input field. Below this, there is a section for 'ADDITIONAL CONTENT AND SERVICES' featuring a 'Ugrity' logo.

- 3) Locate your textbook and click **Select**

BB INTEGRATION

Results:



GREGG COLLEGE
KEYBOARDING & DOCUMENT
PROCESSING (GDP);
LESSONS 1-120, MAIN
TEXT 11e

OBER

2011 © McGraw-Hill, Inc.

ISBN-10: 0073372198

ISBN-13: 9780073372198

SELECT



GREGG COLLEGE
KEYBOARDING AND
DOCUMENT PROCESSING
(GDP), MICROSOFT WORD
2007 UPDATE, LESSONS
61-120 TEXT 10e

Ober

2007 © McGraw-Hill, Inc.

ISBN-10: 0073368326

ISBN-13: 9780073368320

SELECT



GREGG COLLEGE
KEYBOARDING & DOCUMENT
PROCESSING (GDP),
LESSONS 1-60 TEXT 10e

OBER

2006 © McGraw-Hill, Inc.

ISBN-10: 0072963417

ISBN-13: 9780072963410

SELECT



"GREGG COLLEGE
KEYBOARDING AND
DOCUMENT PROCESSING
(GDP), LESSONS 121-180
TEXT" 10e

Ober



2005 © McGraw-Hill, Inc.


ISBN-10: 0072963433


ISBN-13: 9780072963434


SELECT

- 4) Click on the **GDP** button

 WELCOME, THUAN VINH | [SIGN OUT](#) | [HELP](#) 


 campus library

Find Educational Materials... 

Did you know that as an instructor you have full access to McGraw-Hill content and tools, including a presentation center, computerized test bank, and online test creation? 

My Courses

▼ BB INTEGRATION



**Gregg College Keyboarding & Document Processing (GDP);
Lessons 1-120, main text 11e**

OBER

2011 © McGraw-Hill, Inc.


ISBN-10: 0073372198

ISBN-13: 9780073372198

(not your book?)

[View online resources](#)

[CUSTOMIZE](#)

 **GDP**

5) Click on the **I want this for my students** button

The screenshot shows the website for Gregg College Keyboarding & Document Processing, 11/e. The top navigation bar includes a link to "Return to MH Campus" and a button labeled "I want this for my students", which is highlighted with a red rectangular box. Below the navigation bar, the page features a sidebar with an "Information Center" menu, a main content area with author information (Scot Ober, Jack E. Johnson, Arlene Zimmerly), ISBN (0073372196), and copyright year (2011). A central banner promotes the "GDP/11" system as a complete learning/teaching system. A "Product Overview Video" is also visible. On the right, a book cover for "College Keyboarding & Document Processing, 11e" is displayed.

6) Click on the **Adopt GDP** button

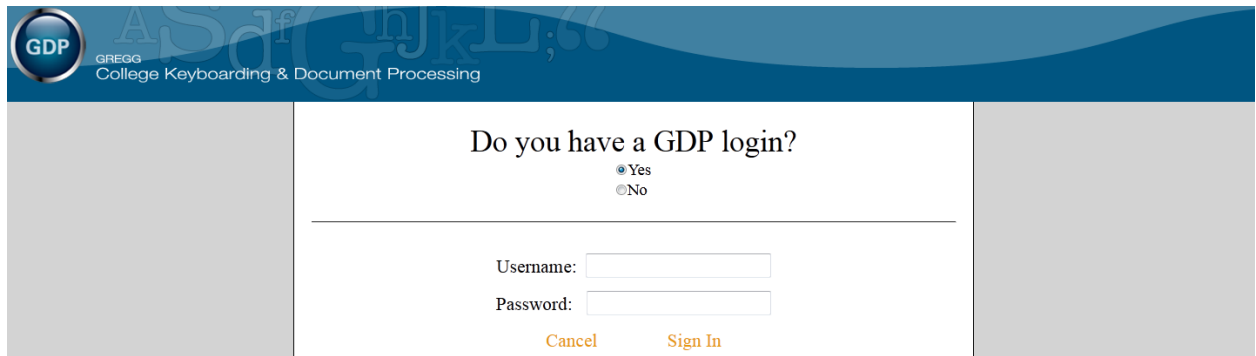
This screenshot shows the same website as above, but with a "campus" modal window open in the center. The modal contains information about purchasing Gregg College Keyboarding & Document Processing (GDP) for campus use, including a list of bullet points: "Students can purchase GDP access codes online or packaged with a new textbook" and "GDP for this course/title can be purchased standalone". At the bottom of the modal, there are two buttons: "Cancel" and "Adopt GDP". The "Adopt GDP" button is highlighted with a red rectangular box.

- 7) Verify the GDP URL associated with your school. If the prepopulated URL is incorrect, please enter the correct one. Click **Next** to proceed



The screenshot shows a web interface for 'GDP Gregg College Keyboarding & Document Processing'. The main heading is 'What GDP URL would you like to pair the course with?'. Below this is a text input field containing 'https://' followed by a red rectangular box and '.gdp11.com'. Underneath the box is the instruction 'Enter your school's GDP account above.' and two buttons: 'Cancel' and 'Next'. At the bottom, there is a link: 'Don't know your GDP URL? Click [here](#) to contact your McGraw-Hill representative.'

- 8) **Sign In** with an existing GDP account or **Create** a new GDP account if you do not have one



The screenshot shows a web interface for 'GDP Gregg College Keyboarding & Document Processing'. The main heading is 'Do you have a GDP login?'. Below this are two radio buttons: 'Yes' (selected) and 'No'. A horizontal line separates this from the login fields. There are two input fields labeled 'Username:' and 'Password:'. Below these fields are two buttons: 'Cancel' and 'Sign In'.



The screenshot shows a web interface for 'GDP Gregg College Keyboarding & Document Processing'. The main heading is 'Do you have a GDP login?'. Below this are two radio buttons: 'Yes' and 'No' (selected). A horizontal line separates this from the 'Create New User' section. This section contains six input fields labeled 'First Name:', 'Last Name:', 'Email:', 'Username:', 'Password:', and 'Confirm Password:'. Below these fields is a checkbox with the text 'I have read and accept the [Terms of Service](#)'. At the bottom are two buttons: 'Cancel' and 'Create'.

- 9) Pair with a new or existing GDP class and click **Next** to proceed

GDP GREGG College Keyboarding & Document Processing

Pair your class with GDP®

Pair with an existing GDP class or create a new GDP class.

☒ A **new** GDP class
☐ An **existing** GDP class

Class Title:

Campus:

***Copy From:**

*Optional Field

[Cancel](#) [Next](#)

GDP GREGG College Keyboarding & Document Processing

Pair your class with GDP®

Pair with an existing GDP class or create a new GDP class.

☐ A **new** GDP class
☒ An **existing** GDP class

Filter Classes: ☒ Show My Classes ☐ Show All Classes


Paired	Class
<input checked="" type="checkbox"/>	MHCampus 3
<input checked="" type="checkbox"/>	Paired Section
	Default
<input checked="" type="checkbox"/>	Numeric Test
<input checked="" type="checkbox"/>	Paired Section
	Default
<input checked="" type="checkbox"/>	Numeric Time Writings

[Cancel](#) [Next](#)

- 10) You have completed the pairing process.

GDP GREGG College Keyboarding & Document Processing

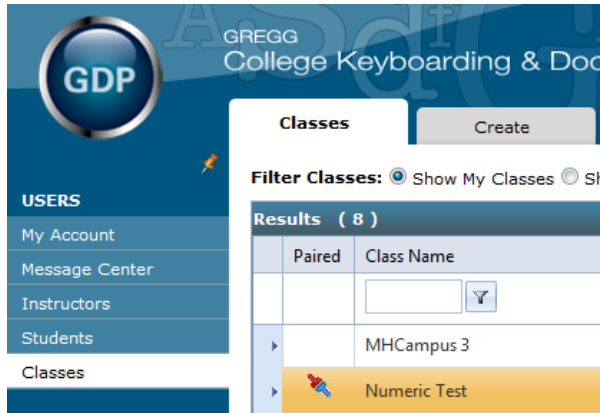
You have successfully paired your class with GDP.

TVinh →  ← Thuan's class Thuan's section

[Return to McGraw-Hill Campus](#) [Continue to GDP](#)

Additional Information:

- In your Classes menu, there is a red and blue icon in the Paired column that indicates that your class is paired with McGraw-Hill Campus.



- There is a link at the top of the GDP page to return to McGraw-Hill Campus.



- For additional questions, please contact the McGraw-Hill Customer Experience Group at <http://mpss.mhhe.com/products-gckeyboarding11.php>.