

The Ultimate Connect Report Guide

Use Connect to
Improve Student
Success



Reports You Can Use to Help Optimize Your Students' Exam Prep

What if exams didn't have to be so stressful? They don't have to be with all of the Connect data and reports that you and your students can view! The critical information you get from Connect will help you improve your teaching and help students be better prepared for their exams.

Click on the sections below to access reports:

Category Analysis Report

Page 3

[Report Overview](#)

[When to Use](#)

[Access the Report](#)

Student Performance Report

Page 4

[Report Overview](#)

[When to Use](#)

[Access the Report](#)

Most Challenging Learning Objectives Report

Page 5

[Report Overview](#)

[When to Use](#)

[Access the Report](#)





Category Analysis Report

Report Overview

This report is the place to go to learn how your students are performing relative to specific course learning objectives, Bloom's taxonomy, and other discipline specific or custom criteria within an assignment. Because it offers several benchmarks to analyze performance, you can identify both basic and complex material that students are understanding or struggling with. This report makes it easy to identify and address specific areas to ensure all of your students are ready to answer the toughest questions on your assessments.

Quick Tip

Once inside the report, you can see category results for a single question bank assignment, or compare results for multiple assignments.

Pull a report to evaluate student performance within the category of your choice.

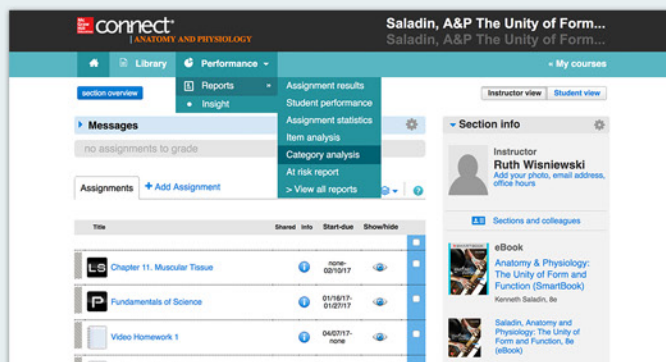
Learning Objective	Questions	Students submitted	Category score (Best assignment attempt)
02-C2 Describe an account and its use in recording transactions.	5	5/13	68.00%
Chp 2: Quiz	5	5/13	68.00%
MC Qu. 89 Identify the account below that is...		5/13	60.00%
MC Qu. 90 Identify the account below that is...		5/13	100.00%
MC Qu. 91 Identify the account below that impacts the...		5/13	20.00%
MC Qu. 92 Which of the following is...		5/13	60.00%
MC Qu. 93 Which of the following is NOT an...		5/13	100.00%

Click on a question name to open a window and review the question.

See student performance within a category, broken down by question.

When to Use this Report

Optimal Times to Use This Report Throughout the Semester



How to Access the Report

Navigate to the Performance tab at the top of your section overview page and select Reports » Category Analysis.

Student Performance Report

Report Overview

Have you ever noticed a student who seems to struggle during class, and you want to dig deeper? The Student Performance Report lets you do just that. Using this report, search for a specific student and focus on his or her challenges and study habits so that you can help them improve.

Quick Tip

Once you identify your at-risk students, you can proactively work with those students on the subject areas they find most challenging and counsel them on how to best use the resources available to them.

Bova, Brianne

Submitted assignments results | Assignments in progress

Show: All assignments | Export to Excel

Assignments	Score	Started	Submitted	Time spent (HH:MM)	Date scored
Ch 2: Interactive Presentations Total Value (Points): 60.00 , Average Score: 10.00 (16.67 %)					
Attempt 1	10.00(16.67%)	07/25/17 10:23AM CDT	07/25/17 10:37AM CDT	0:13	
Chp 2: Quick Study with Guided Examples (New for 23e) Total Value (Points): 30.00 , Average Score: 23.60 (78.67 %)					
Attempt 1	23.60(78.67%)	07/25/17 12:10PM CDT	07/25/17 12:30PM CDT	0:19	
Ch 2: Exercises with Guided Examples Total Value (Points): 50.00 , Average Score: 4.50 (9.00 %)					
Attempt 1	4.50(9.00%)	07/25/17 10:08AM CDT	07/25/17 10:15AM CDT	0:06	

See individual student performance across all submitted and in progress assignments.

Click on the assignment score to review the questions, and see submitted answers for each attempt and manually adjust points.

When to Use this Report

Optimal Times to Use This Report Throughout the Semester



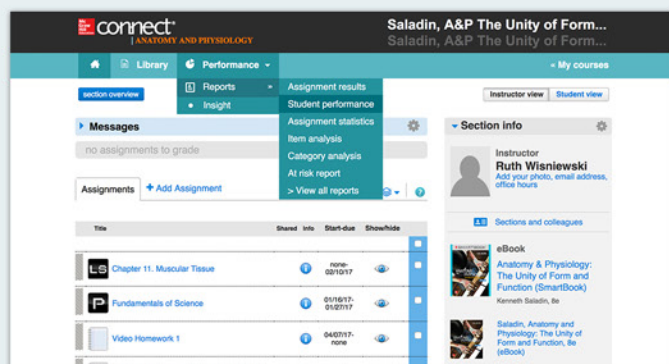
Beginning



Middle



End



How to Access the Report

Navigate to the Performance tab at the top of your section overview page and select Reports » Student Performance.



Most Challenging Learning Objectives Report

Report Overview

This report focuses on identifying the assigned learning objectives that are most challenging for your class. It provides insight so that you can focus the class and spend more time teaching the right topics to ensure students get the help they need. With this report, you can take steps to improve performance beforehand, instead of finding out after an exam that your students weren't ready.

Quick Tip

With this information in hand, you can optimize your class lessons and go over the topics your class as a whole may be challenged by.

Learning objectives are listed by module for the class.

Most challenging objectives

- + module: **Chapter 1. What Is Psychology?**
- + module: **Chapter 2. Psychology's Scientific Method**
- module: **Chapter 3. Biological Foundations of Behavior**

Root objective	Name	Page
Biological Foundations of Behavior	Recall that association areas are important for higher order thinking.	20
Biological Foundations of Behavior	Recall the reuptake process.	19
Biological Foundations of Behavior	Recall that auditory processing is primarily located within the temporal lobe.	20
Biological Foundations of Behavior	Recall that, during an action potential, the polarization briefly reverses.	19
Biological Foundations of Behavior	Evaluate the scientific basis of left-brain and right-brain generalizations.	20

Download as .CSV

Dig deeper into the topics your students are struggling with by downloading to .CSV

When To Use this Report

Optimal Times to Use this Report Throughout the Semester



Beginning



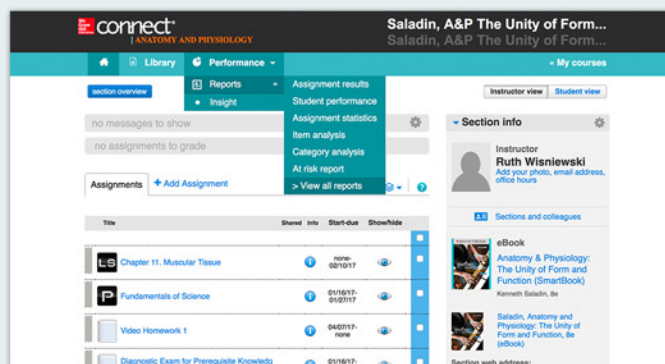
Middle



End

How to Access the Report

Navigate to the Performance tab at the top of your section overview page and select Reports » View All Reports.



Looking For More Help With Reports?

Check out this quick video
on Connect Reports.

[WATCH NOW](#)