

Grow Math Confidence,
Power Real-World Thinking

Program Overview



Discover more at
meducation.com/florida





Welcome to *Florida Math*

McGraw Hill *Florida Math* is a complete K–12 solution that helps students grow math confidence and real-world thinking skills to succeed in the classroom and beyond. Purposefully built for today’s Florida classrooms, our Grades 9–12 program empowers teachers with the highest quality materials and innovative tools to deliver meaningful math instruction every day.

With a consistent instructional model anchored in **Florida’s Benchmarks for Excellent Student Thinking (B.E.S.T.) Standards**, the program streamlines planning and differentiation through embedded professional learning, hands-on lessons, and AI-powered supports that spark curiosity, build confidence, and connect math to real-world applications.

Structured discourse routines help students talk, reason, and think deeply about math, while daily insights and automatic, standards-aligned data seamlessly integrate with *ALEKS*® to provide personalized recommendations for every learner. Teachers can track proficiency and growth from intuitive dashboards with key insights at their fingertips, enabling them to confidently accelerate learning, address learning gaps, and ensure success on the **Florida End-of-Course (EOC) assessments**.

Discover how you can build math confidence and drive results for your students and teachers with the power of *Florida Math*.



Grow Math Confidence, Power Real-World Thinking

Florida Math champions Florida teachers and guides students on a journey of inquiry-based learning and student-led discovery.

Championing Florida Teachers Every Step of the Way

Teachers can deliver their best with our high-quality, research-based instructional materials, responsive teaching tools, real-time supports, and a **teacher-centered design** built for coherence and efficiency.

Student Voice and Choice at the Center

With our structured discourse routines emphasizing **student voice and agency**, students develop critical thinking and problem-solving skills and a deep conceptual understanding of mathematics. Differentiated and English language learner supports ensure all students receive the instruction they need.

Real-World Math for Real-World Thinkers

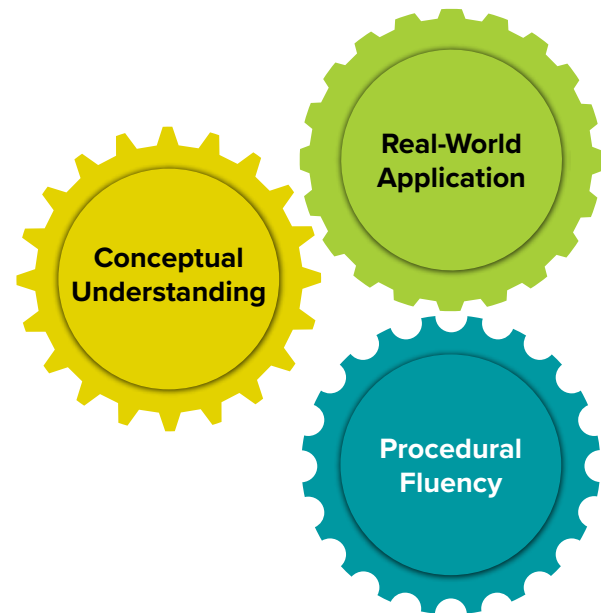
Our program makes math meaningful for students with **authentic contexts, relevant scenarios, and everyday math connections**. Coursework strategically prepares students for college and career readiness alongside STEM integration and career exploration opportunities.

Harmonious Learning Powered by Data

With *Florida Math*, student learning is personalized and adaptive, powered by real-time data insights and standards-aligned progress monitoring. Individualized learning trajectories and diagnostic tools enable teachers to provide **highly targeted, responsive instruction**.

Cultivate Capable Problem-Solvers

In *Florida Math*, conceptual understanding, real-world application, and procedural fluency go hand in hand. Every unit integrates the **Mathematical Thinking and Reasoning (MTR) Standards** to ensure students don't just "do" math—they understand and apply it.



With this standards integration, students will:

- **Think like mathematicians** by asking questions, exploring strategies, and making sense of tasks.
- **Connect ideas** by representing problems in multiple ways and applying tools with fluency.
- **Communicate reasoning** by explaining solutions, considering accuracy, and learning from peers.

Essential Questions That Spark Curiosity

Every unit begins with an **Essential Question** designed to activate prior knowledge and spark curiosity. Throughout lessons, **Essential Question Checkpoint** prompts tie learning back to the unit and prior experiences, helping students see how each concept fits into the bigger picture.

By emphasizing reasoning, persistence, and meaningful problem-solving, *Florida Math* empowers students to master the **B.E.S.T. Standards** while seeing themselves as capable, confident mathematicians.

Algebra 2 Student Edition activities

Essential Question
How does an understanding of polynomials and polynomial functions help us understand and interpret real-world events?

Be Curious
What questions can you ask?

Spotlight
Gottfried Leibniz achieved recognition for his study of the orbit of Halley's Comet. His discovery of a method for solving quartic equations also allowed him to precisely predict the 1923 solar eclipse that was visible across the United States and other countries. What scientific questions would you like to be able to answer with math to predict or interpret the world?

Math Background
23. Select all intervals in which a real zero is located for $f(x) = x^3 + 2x^2 + 3x - 5$.
A. $x = -2$ and $x = -1$
B. $x = -1$ and $x = 0$
C. $x = 0$ and $x = 1$
D. $x = 1$ and $x = 2$
E. $x = 2$ and $x = 3$
F. $x = 3$ and $x = 4$

24. Test Practice The revenue of a certain business can be modeled using $R(x) = -0.05x^2 - 15x^2 + 62x + 7$, where x is the number of years since the business was started and $R(x)$ is the revenue in hundred thousands of dollars. Which graph represents the function?

Reflect
Answer the Essential Question: How does an understanding of polynomials and polynomial functions help us understand and interpret real-world events?

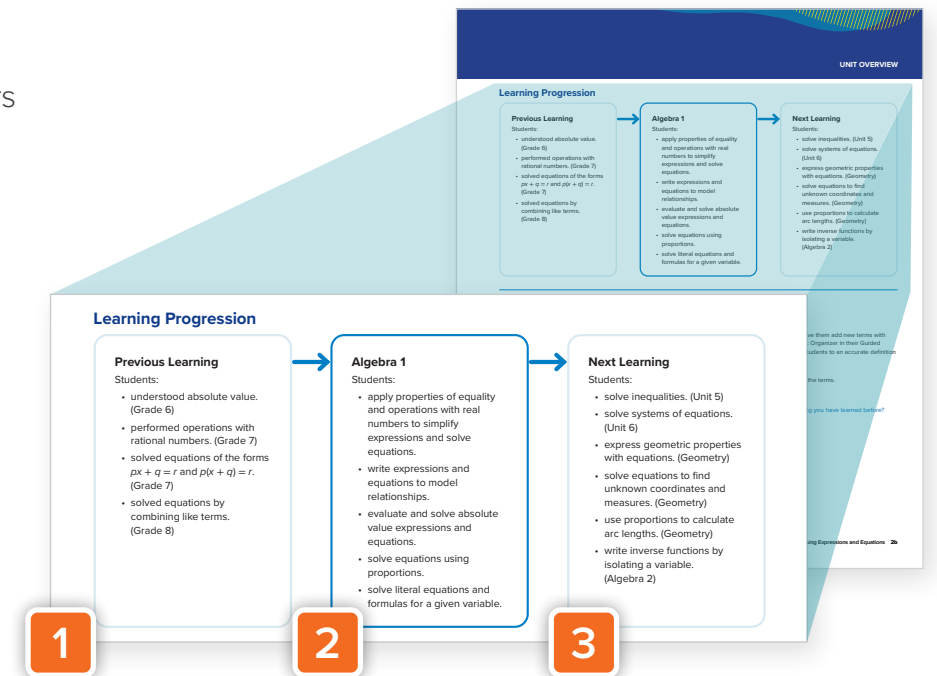
Coherence That Drives Confidence

Florida Math makes it easy for teachers to understand where students have been, where they are, and where they are going next with clear, built-in learning progressions.

See the Whole Journey

At the beginning of each unit, teachers see the full learning progression:

1. What students learned in prior grades
2. The focus of the current unit
3. How today's learning connects to what's ahead



Dive into Each Lesson

Every **Lesson Overview** provides teacher support to connect the standards with student learning:

1. **Math Background** highlights the knowledge and skills students bring to the lesson.
2. **Key Takeaways** provide clear statements of what students will understand and be able to do, reinforced throughout by the **Essential Question** prompts.
3. **Learning Progression** shows where the lesson fits in the context of the prior grade, current grade, and next grade.

Lesson Overview

Math Background
Students build upon previous understanding of operations to build fluency with using the structure of expressions and applying the properties of real numbers to simplify expressions.

Key Takeaways
Students have written and evaluated algebraic expressions. They have used the order of operations to simplify expressions involving rational numbers.
Properties of addition and multiplication can be used to justify steps when evaluating expressions.
A set is closed under an operation if performing that operation on any elements of the set produces an element of the set. The set of rational numbers is closed under addition, subtraction, and multiplication. The set of rational numbers, excluding zero, is closed under division.

Common Misconceptions and Errors
Misconception: Students may not see the identity and inverse properties of addition and multiplication as properties of real numbers.
Misconception: Students may not see the distributive property as a property of real numbers.
Misconception: Students may not see the distributive property as a property of real numbers.

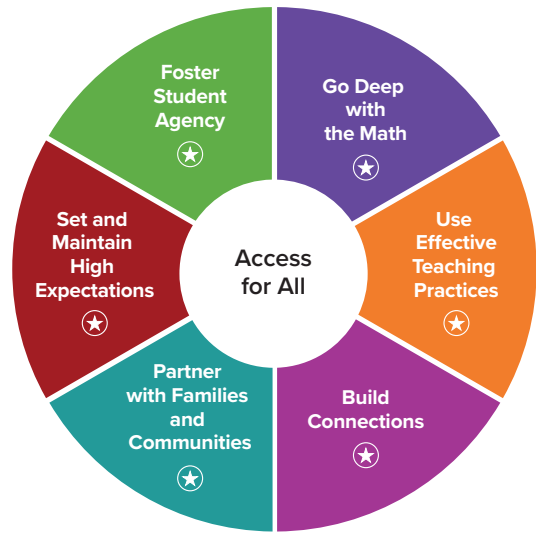
Learning Progression

Previous Learning
Students wrote and evaluated algebraic expressions. (Grade 7)

Algebra 1
Students apply the properties of equality and operations with real numbers to simplify expressions.

Next Learning
Students use the properties of equality and operations with real numbers to solve equations in one variable. (Lesson 1-2)

Math That Connects for Every Learner



Florida Math connects students to the everyday application of mathematics through authentic learning experiences and real-world contexts. Our engagement tools and student-led approach ensure all learners have access to the support and resources they need to succeed.

★ Set and Maintain High Expectations

High expectations mean every student is seen as a capable doer of math. All students have access to rich, high-quality, and engaging math tasks in every lesson, with additional language scaffolds for English learners and questions supporting productive struggle in the Teacher Edition.

Explore & Apply

Explore

Purpose Students work in pairs to investigate the concept and discuss their responses as a group.

Directions Pairs should discuss each of the student progress during the activity. Have students share their responses to the Inquiry Question.

ETP Support Productive Struggle

- How could you graph Amanda's path?
- How do you find the coordinates of each point?
- How do you know whether a coordinate equation?

Look for

- substitutes the coordinates of the graph into the equation
- observes that the points that satisfy the equation are on a straight line.

English Language Learner Support (Use with Example 1)

Entering/Emerging For Example 1, review the term *represent*, which can mean "show," "stand for," or "equal." Share these examples: *How can you represent the y-intercept?* (show) and *These solutions represent points on the graph* (stand for or equal).

Developing/Expanding Ask students to identify and explain the academic vocabulary that identifies the action in Example 1. Help students see that *choose* means to "select" or "pick." Be sure that students know that *substitute* means to "replace," "switch," or "swap." Ask volunteers to model the actions in Steps 1 and 2.

Bridging For the Talk About It, ask students to explain what *discuss your reasoning* means. They should understand that it means to provide enough detail to explain their idea. Encourage students to write a few notes to help them respond fully to the discussion prompt.

★ Foster Student Agency and Real-World Connections

With the **Mathematical Thinking and Reasoning Standards (MTRs)** integrated into every unit, students:

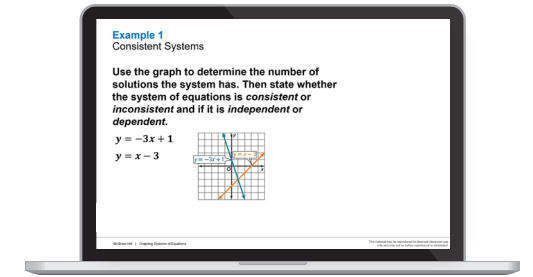
- Reason and problem-solve to make sense of mathematics.
- Collaborate and communicate to explain their thinking.
- Connect ideas and apply strategies to real-world situations.

What can you learn about math from listening to different ideas and reasoning?

MATH HABITS

★ Go Deeper with the Math

Lessons include prompts that encourage students to explore mathematics through hands-on, concrete experiences; grapple with concepts; and build understanding as they make sense of problems.



★ Use Effective Teaching Practices

Grounded in the Effective Teaching Practices, every lesson embeds rigorous, standards-aligned questioning to guide student thinking, strengthen understanding, and support high-quality math learning.

ETP

ETP Facilitate Mathematical Discourse

Engage students in a whole-class discussion about the real-world scenario. Have them share their thinking including any supporting work such as drawings or diagrams.

- How could you summarize Neveah's situation?
- Do you agree that Neveah must be in the faculty parking lot? Why or why not?

Look for

- identifies the hypotheses and conclusion in Neveah's situation.
- identifies contradictions.
- determines whether Neveah's father must be correct.

★ Build Connections

Students actively connect each lesson to prior math concepts, applying their thinking to deepen understanding. The lesson presentation guides this process with explicit questions, helping teachers ensure students are building on what they've learned while applying new skills.

Example 2 Use the Converse of the Perpendicular Bisector Theorem

Find XY.

Because $WX = WZ$, W is equidistant from the endpoints of XZ and W is on the perpendicular bisector of XZ by the Converse of the Perpendicular Bisector Theorem. So, $WY \perp XZ$, and WY is the perpendicular bisector of XZ . By the definition of perpendicular bisector, Y is the midpoint of XZ and $XY \cong ZY$. So, because $ZY = 22.4$, $XY = 22.4$.

Talk About It!

In the construction of the perpendicular bisector of a line segment using string, the length of the string remains the same when constructing the arcs used to identify the location of points R and S . How does this relate to the Converse of the Perpendicular Bisector Theorem?

★ Partner with Families and Communities

Family resources include Family Letters in multiple languages and activities that connect the classroom to continued learning at home, supporting meaningful math practice and family engagement.

Family Resources

Dear Family,

Welcome to California Reveal Geometry. We are excited to be a part of your student's math journey this school year! California Reveal Geometry is designed to help your student meet high academic standards and prepare them for future math success.

Your student will:

- Increase confidence in their math ability.
- Develop problem-solving skills.
- Build on foundational concepts such as modeling, geometry, and statistics and probability.

Essential Understandings of Geometry

In this course, your student will:

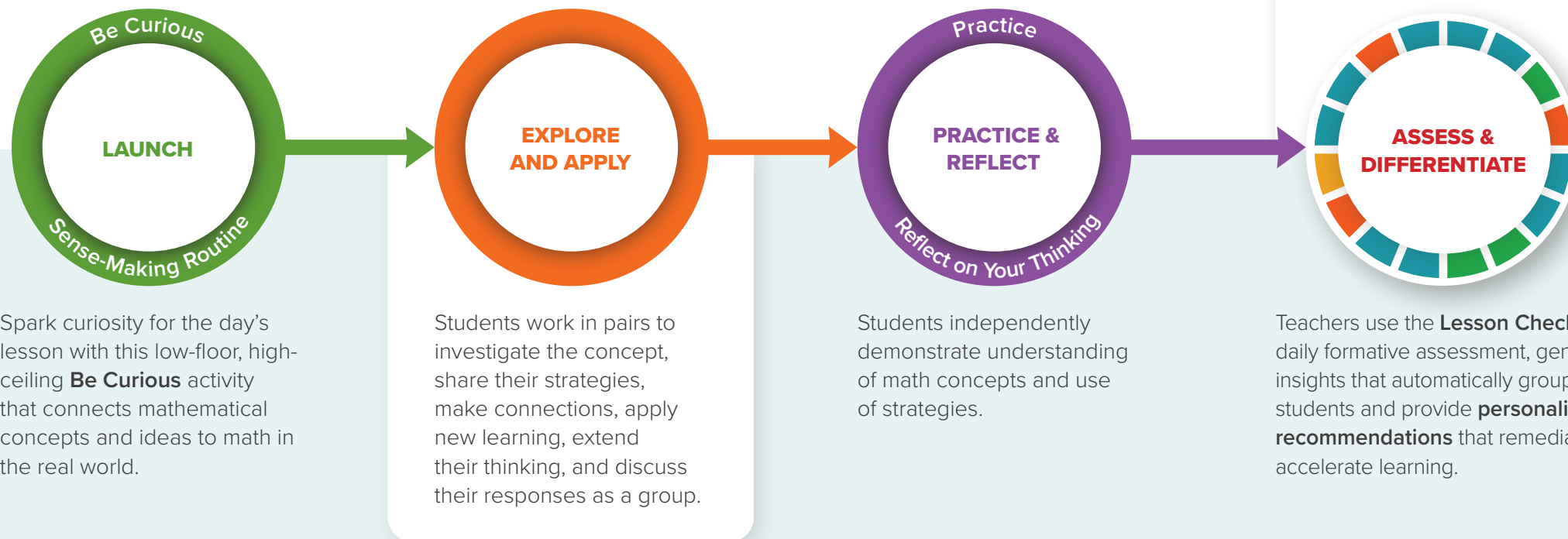
- Formalize their geometry experiences, using more precise definitions and developing proofs.
- Use transformations to prove geometric theorems.
- Extend their understanding of congruence and relate it to congruence criteria.
- Investigate triangles and determine when they are similar.
- Use the concept of similar triangles along with their prior understanding of proportional relationships to define trigonometric ratios.
- Solve problems using right triangles.
- Investigate circles and prove theorems about them.
- Use coordinates to prove geometric theorems.
- Describe shapes on the coordinate plane with equations.
- Extend their understanding of area and volume to circles and cylinders.
- Investigate probability concepts, including the independence of events and conditional probability.

A Framework for Exploration and Collaboration

Every lesson provides teachers with both structure and flexibility, beginning with embedded activity-based choices that allow teachers to approach each lesson as student-discovery or guided exploration.

Guided prompts and built-in strategies support teachers in engaging student thinking, encouraging discussion, and helping students make meaningful connections.

The Florida Math Instructional Lesson Model



Spark curiosity for the day's lesson with this low-floor, high-ceiling **Be Curious** activity that connects mathematical concepts and ideas to math in the real world.

Students work in pairs to investigate the concept, share their strategies, make connections, apply new learning, extend their thinking, and discuss their responses as a group.

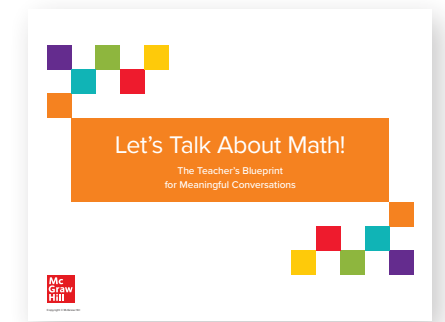
Students independently demonstrate understanding of math concepts and use of strategies.

Teachers use the **Lesson Check** as a daily formative assessment, generating insights that automatically group students and provide **personalized recommendations** that remediate and accelerate learning.

Spark Discussions and Nurture Discourse

INTRODUCE	Whole Class
TALK	Partner / Small Group
CONNECT	Whole Class

Florida Math puts productive discourse at the heart of every lesson. The **Introduce-Talk-Connect Discourse Framework** can be used throughout each lesson to help teachers facilitate meaningful class discussion. Teachers are also provided with the **Let's Talk About Math!** discourse guide, containing recommended discourse strategies to use during the lessons.



Each lesson includes a **Math Replay** video, a 1–2 minute recap of key concepts that helps reinforce student learning during unit reviews or practice assignments—both in class or at home.



With *Florida Math*, **data is collected at every step** of the lesson to provide balanced, purposeful practice recommendations that move students toward bigger learning goals.

Build the Language of Math

Every student deserves access to the rich language of math. *Florida Math* offers a variety of math language supports, including Math Language Routines, ELL supports, and on-the-spot differentiation at the lesson level.



English language learner support within *Florida Math* is based on best practices from current research and the **English Learners Success Forum**.

Built-In Supports

MLR

Math Language Routines (MLRs) are built into each lesson to enhance and assess students' language skills, focusing on meaningful, purposeful language.

ELL

English Language Learner (ELL) Supports are provided in each lesson, equipping teachers with tailored strategies aligned with WIDA levels to help students develop mathematical vocabulary, ideas, and concepts in context.

ETP

An important additional feature of the *Florida Math* program, **Effective Teaching Practices (ETP)** questions offer teachers prompts to support student math vocabulary.

Vocabulary

Every unit launches with vocabulary and Spanish cognates that connect to the lessons. **Graphic organizers** help deepen understanding of math terms, with supplemental organizers available to support varied learning needs.

Building the Language of Math

Vocabulary (Spanish Cognates)

complex conjugates Two complex numbers of the form $a + bi$ and $a - bi$. (conjugados complejos)

complex number Any number that can be written in the form $a + bi$, where a and b are real numbers and i is the imaginary unit. (número complejo)

discriminant In the Quadratic Formula, the expression under the radical sign that provides information about the roots of the quadratic equation. (discriminante)

factored form A form of quadratic equation, $0 = a(x - p)(x - q)$, where $a \neq 0$, in which p and q are the x -intercepts of the graph of the related function.

imaginary unit The principal square root of -1 . (unidad imaginaria)

pure imaginary number A number of the form bi , where b is a real number and i is the imaginary unit. (número imaginario puro)

quadratic function A function with an equation of the form $y = ax^2 + bx + c$, where $a \neq 0$. (función cuadrática)

quadratic relations Equations of parabolas with horizontal axes of symmetry that are not functions. (relaciones cuadráticas)

standard form of a quadratic equation A quadratic equation can be written in the form $ax^2 + bx + c = 0$, where $a \neq 0$.

Graphic Organizer

As students work through the unit, have them add new terms with definitions or examples to the Graphic Organizer in their Guided Notes. Lead a discussion and guide students to an accurate definition for each new term.

Ask students to make connections to the terms.

- How is ___ like ___?
- How are they different?
- How does ___ connect to something you have learned before?

Building the Language of Math activity pages


Explore, Engage, and Uncover the Math Around You

Authentic Connections

Students begin each unit with activities that connect math to STEM careers, STEM professionals, and authentic examples from the world around them, highlighting real-world applications that make math relevant and meaningful.

Launch the Unit

For this unit, the Launch the Unit video uses a trip to Mars to explore quadratic functions and quadratic models. Students learn how to connect quadratic graphs to real-world situations.



Launch the Unit video

Spotlight

Graciano Ricalde achieved recognition for his study of the orbit of Halley's Comet. His discovery of a method for solving quintic equations also allowed him to precisely predict the 1923 solar eclipse that was visible across the United States and other countries. What scientific questions would you like to be able to answer with math to predict or impact the future?



STEM Investigations

Each unit's **Investigate Math** activity presents a real-world task that encourages students to design an investigation following a process for modeling:

- 1. Construct:** Students ideate and construct a model.
- 2. Analyze:** Students complete mathematical analysis.
- 3. Interpret and Validate:** Students examine results and explain their reasoning.

Investigate Math

Seasonal Sickness

Respiratory infections such as the common cold, influenza, and RSV are considered seasonal illnesses. The spread of the viruses and the number of people infected peak during certain months, due in part to environmental factors.

Build Your Competency

As you approach this activity,

- focus on your skills with making reasonable assumptions in constructing a model,
- work cooperatively in a small group,
- record your thinking in a journal, and
- prepare to present your work.

Design Your Investigation

Work together to explore questions about avoiding seasonal sicknesses.

- What makes you curious?
- What can you quantify?
- How can you compare quantities?
- What data do you need?

Topics to Consider

- What trends have you seen in your community regarding respiratory illnesses and temperature?
- What can you do to avoid seasonal sicknesses?

CONSTRUCT: Ideate and Construct a Model

- Gather any data that you may need to answer the question.
- What factors influence the situation? How are these factors related to the mathematical model?
- What mathematics and strategies can you use in your model?
- What assumptions, if any, are you making in your model?

ANALYZE: Complete Mathematical Analysis

- What mathematics will help you complete your analysis?
- What problem-solving strategies can help you with your analysis?

INTERPRET AND VALIDATE: Examine Your Results

- How does the mathematics you used translate to the context? How does your solution relate to the real-world context?
- Does your model represent the situation well or does it need to be revised? Explain your reasoning.
- Do you have an alternative plan you want to consider?

Unit 3 • Quadratic Functions 159

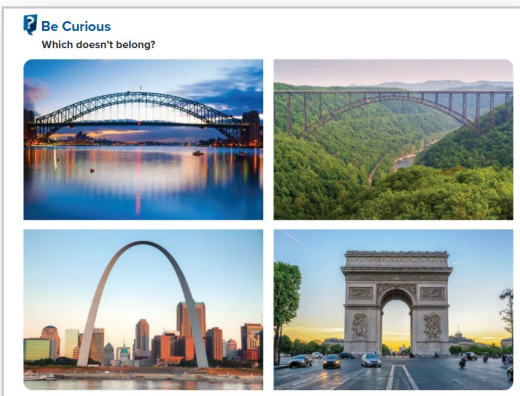
Curiosity Sparks Connection

Sense-Making Routines

Developed by program author Annie Fetter, **Be Curious** sense-making routines begin each unit, designed to spark curiosity, promote discussion, and connect math concepts to real-world applications.

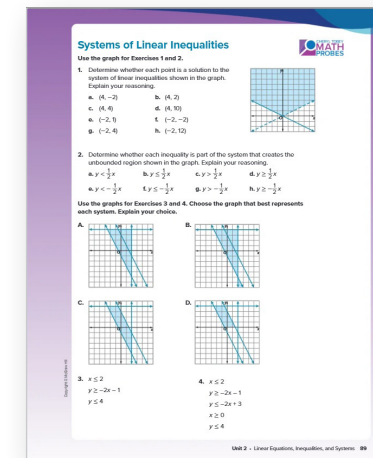


Annie Fetter
Contributing author



Formative Assessment

Cheryl Tobey's **Math Probes** are powerful formative activities designed to reveal students' understandings, preconceptions, and misconceptions in mathematics. Aligned with **Building Thinking Classrooms** principles, Math Probes help teachers spark discussion, adjust instruction, and guide students toward a deeper conceptual understanding.




Cheryl Tobey, M.Ed.
Contributing author



Productive Struggle


Designed by Dr. Raj Shah, **Ignite!** **Activities** open every unit by engaging students with thoughtfully crafted, puzzle-like tasks, providing just enough information to spark curiosity and challenge their thinking.



Dr. Raj Shah
Contributing author

Guided Notes

Within the Consumable Student Companion, **Guided Notes** help students move from surface-level answers to deep reasoning and confident sense-making as they follow along in the lesson instruction.



Personalizing Instruction Is Easier Than Ever

Florida Math is more than just a curriculum—it's a complete learning ecosystem with powerful, data-capturing technology at its core. Serving up practice recommendations at the right moment and in the right way, *Florida Math* saves teachers time and meets each student's unique learning needs.



See Rich Data in Real Time

As students engage digitally, data from **Daily Core Practice**, **Interim Assessments**, **Advanced Adaptive Learning**, and **Dynamic Personalized Practice** flows seamlessly into the system, generating actionable insights that guide instruction.



Utilize Recommendations for Individualized Growth

Real-time insights automatically create individualized learning paths and meaningful student groups. Teachers save planning time while students receive the right support and enrichment at the right moment.



As needs evolve, adaptive technology updates content instantly, keeping learning balanced, purposeful, and connected to larger unit and year-long goals.

Dynamic Personalized Practice **A B**

Florida Math uses real-time insights to automatically group students and provide targeted recommendations so every learner can access grade-level math.

Advanced Adaptive Learning with **ALEKS** **C**

ALEKS uses AI-driven learning paths to identify gaps, accelerate progress, and create engaging, personalized practice.

Collaborative and Independent Learning **D**

Students build understanding through small-group activities, independent practice, and ready-made tasks with STEM connections.



Florida Math turns real-time data into balanced, personalized learning, guiding each student's small steps toward bigger learning goals while saving teachers time.

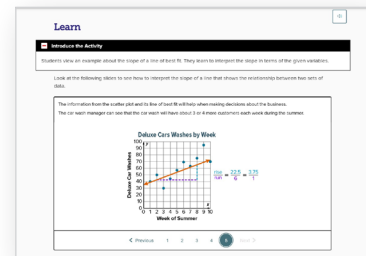
Practice Recommendations in Action

With *Florida Math*, data is collected at every step to provide balanced, purposeful practice recommendations that move students toward bigger learning goals. Targeted practice types offered for every level build understanding, mastery, and growth.

A

Guided Support

Digital, interactive lessons designed as independent activities support students who need to revisit content in a different way.



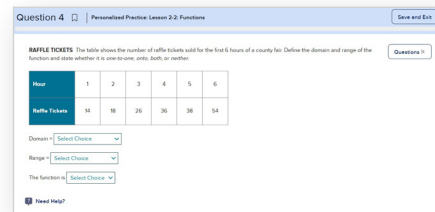
Practice Types

- Take Another Look

B

Personalized Learning

Dynamically generated, scaffolded digital mini lessons are tailored to each student's needs.



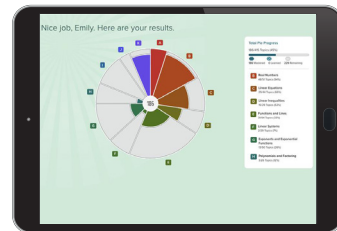
Practice Types

- Personalized Practice
- Personalized Recommendations

C

Advanced Adaptive Learning

AI-powered personalized learning paths through *ALEKS*® makes it easy to set, monitor, and track each student's progress.



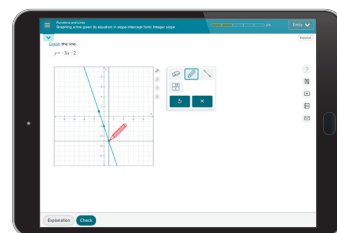
Practice Types

- ALEKS* (9–12)

D

Collaborative and Independent Learning

Hands-on and digital activities for small-group or independent practice empower students to apply their understanding and connect math to real-world scenarios.



Practice Types

- Spiral Review
- Extra Practice
- FAST Practice
- WebSketch Explorations
- eToolkit
- Extension Activities


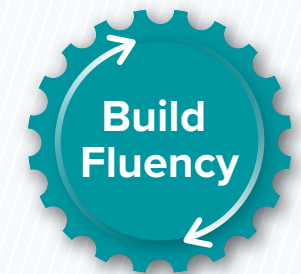
Math Fluency Practice

Daily practice throughout the unit builds fluency, reinforcing operations, relationships, and key concepts while strengthening problem-solving skills and deepening understanding.



Lesson Presentation

ALEKS



Daily Spiral Review available in print and digital

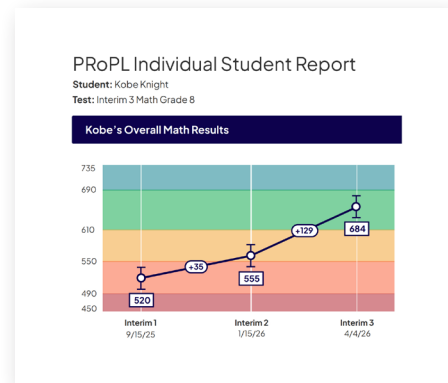
Powerful Progress Monitoring

Designed with **Universal Design for Learning (UDL)** principles, *Florida Math* aligns with the Florida B.E.S.T. Standards to support flexible, actionable, and meaningful assessment.

Start of Year Diagnostic Insights

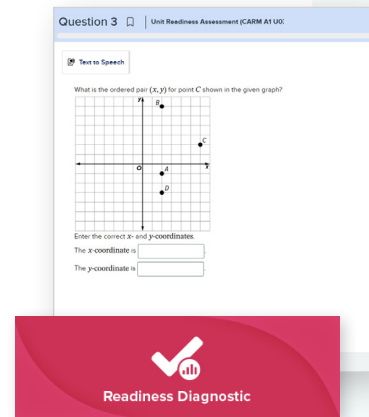
Measure student understanding of prerequisite skills at the start of the year and before each unit with:

- **Interim Assessments** to measure student performance on state standards and track growth throughout the year.
- **ALEKS® Initial Knowledge Check**, administered digitally at the beginning of the year.



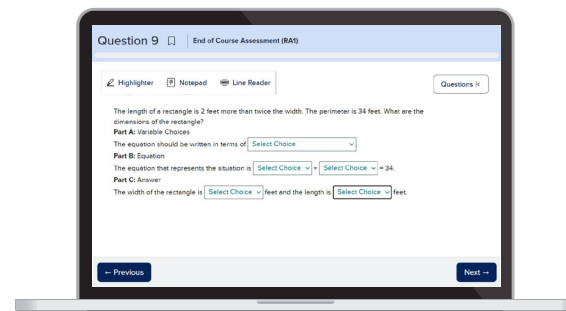
Start of Unit

Unit Readiness Diagnostic Assessments are available in print or digital formats to assess the prerequisite skills needed to understand the upcoming unit.



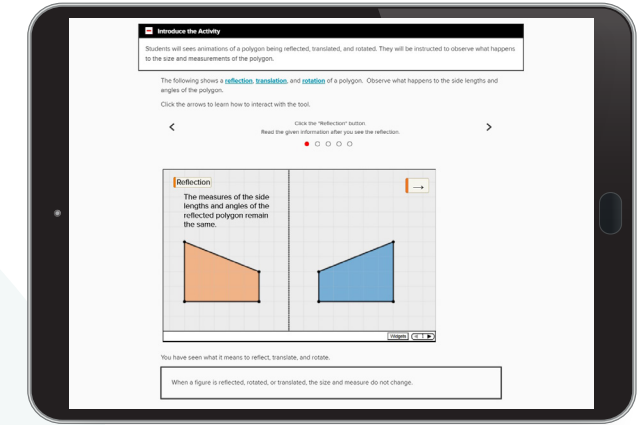
Assessment with Purpose

A full suite of assessments—including Unit and Summative Assessments aligned to B.E.S.T. Standards—inform instruction and help every learner succeed.



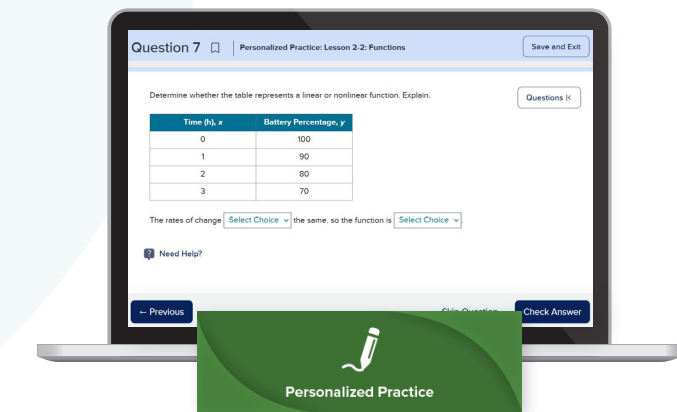
Targeted Intervention

Take Another Look intervention resources align to each question in the Unit Readiness Diagnostic—making it easy to correct misunderstandings and target knowledge gaps.



Purposeful Practice

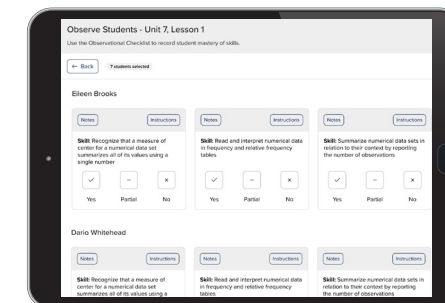
Every lesson includes practice both print and digitally, including **Personalized Practice** to support each student where they need it.



REAL-TIME INSIGHTS

Formative Lesson Assessment

Use the **Observational Checklist** to record student mastery of skills during each lesson and update the Standards and Skills Graph in real time, informing personalized recommendations.



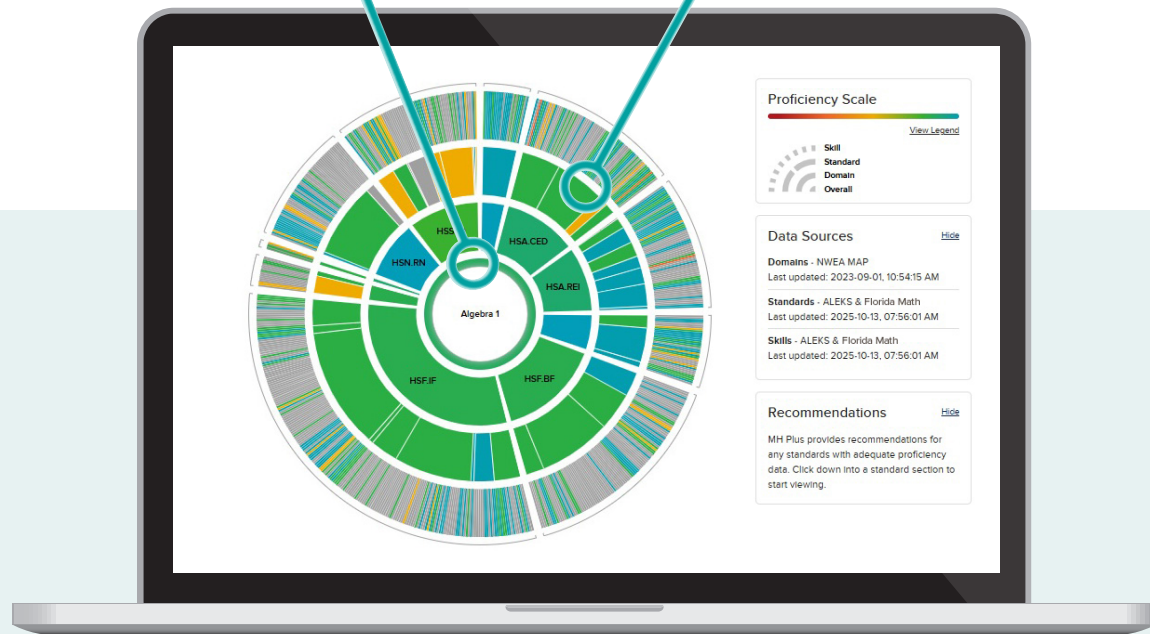
Actionable Insights to Track Progress



Unlike other programs that spread data across multiple platforms, the *Florida Math* data system, powered by the **Standards and Skills Graph**, serves as your centralized hub for real-time class and student proficiency insights. It allows teachers to track student growth, monitor progress, and recognize achievements across grade levels all in one place.

Two inner rings represent data from interim assessments. This nationally normed data is updated throughout the year and tracks overall student progress by grade and domain.

Two outer rings display students' proficiency in standards and skills within a specific domain or strand, updated daily with data from *Florida Math* assessments, practice, and *ALEKS*®.



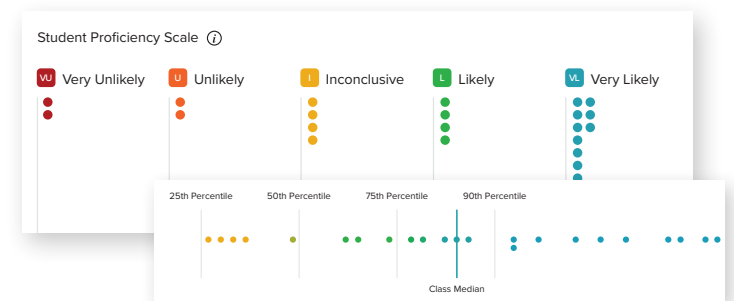
FLORIDA
math

ALEKS®

The **Standards and Skills Graph** is populated with student interim assessment data as well as data from McGraw Hill's core and supplemental programs.

Five Levels at Your Fingertips

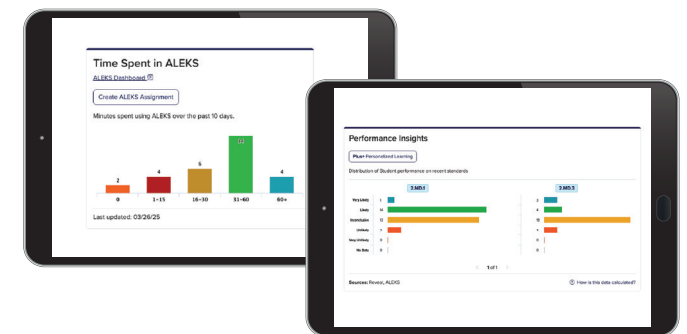
Distribution Charts provide real-time insights into student readiness and skill levels, displaying proficiency data by grade, domain, and standards. Each dot represents a student's proficiency in relation to their classmates, simplifying lesson planning and helping identify student needs.



Comprehensive insights in every lesson automatically group students and generate up to **five levels of personalized recommendations**, including targeted practice, small-group lessons, and support for both intervention and acceleration.



From the **Digital Teacher Center** dashboard, you can create custom assignments and access **Performance Insights** on student proficiencies with just one click. In addition, complete integration with *ALEKS*® makes it easy to monitor student time logged over the past 10 days.



Time Spent in *ALEKS* reports and performance insights

Explore More Reports

Unlock additional insights to support student growth and instruction with:

✓ Administrator Reports

Access key insights and assessment results at the district- and school-level with ease.


✓ Actionable Insights to Track Progress

Review real-time data for *Florida Math* practice and assessments, including item analysis by student and class.


✓ Standards Performance Report

See class and student performance by standard, with cumulative scores to support instructional decisions.


Print and Digital Tools for Every Classroom Need




Two-Volume Teacher Edition



Teacher Resource Book



Hardback Student Edition



Guided Notes (Consumable Student Companion)

Digital Experience

The teacher and student digital experiences seamlessly integrate dashboards with real-time insights, one-click assignments, and easy navigation, giving teachers clear visibility and confidence while allowing students to engage in personalized, targeted learning.

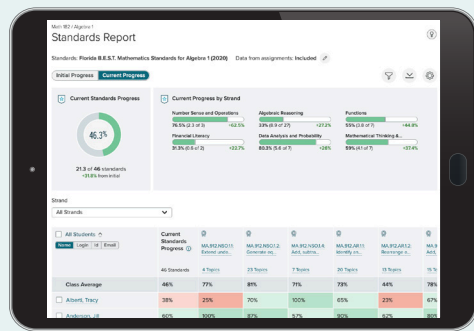


Digital Student Center

Digital Teacher Center

Discover Powerful, Personalized Math!

Fully integrated into *Florida Math*, **ALEKS**® creates personalized, AI-driven paths that help students fill gaps and progress to grade-level content faster. Teachers can easily see student progress through the *Florida Math* teacher dashboard, while students enjoy engaging, targeted practice that's also available in Spanish—supporting multilingual and dual-language learners.



ALEKS®

Florida Math Spanish Support

Florida Math offers comprehensive Spanish support, including:

- Spanish Hardback Student Edition
- Spanish Student eBook
- Spanish FAST Practice
- Spanish Teacher Resource Book

Your Total K–12 Solution for Math!

The *Florida Math* high school series is just one part of a cohesive, engaging, and rigorous K–12 curriculum that builds deep understanding and confidence in every learner.

Launch the Learning Journey with K–8 Math

Florida Math for K–8 provides meaningful opportunities for student-led exploration, math language development, and real-world problem-solving. This dynamic learning environment seamlessly ladders up to 9–12, ensuring students have a solid foundation before launching into higher-level thinking.



Math Electives: Expand Possibilities

Designed to ignite passion and deepen understanding, math electives help students explore advanced concepts and prepare for future success.

