

Mc  
Graw  
Hill

Digital  
Walkthrough



# ¡Así se dice!

Passport to More



# Welcome to ¡Así se dice!

Below you will access all of the content and resources found online as part of the ¡Así se dice! program.



## Log In

Please visit: **my.mheducation.com**

Enter your username and password.

**Username:** FLwICTE\_Teacher

**Password:** FLoridaWLcte25!


### My Programs

connectED

Active Archived


Filter by program name

4 Active Programs




[¡Así se dice! - Level 1](#)  
¡Así se dice! - Level 1

8 Assignments Classroom Actions




[¡Así se dice! - Level 2](#)  
¡Así se dice! - Level 2

Assignments Classroom Actions



[¡Así se dice! - Level 3](#)  
¡Así se dice! - Level 3

Assignments Classroom Actions



[¡Así se dice! - Level 4](#)  
¡Así se dice! - Level 4

Assignments Classroom Actions

## Select Your Program

Click your program to launch the home page of your Online Teacher Dashboard.

# ¡Así se dice!



# Using Your Teacher Dashboard

The dashboard provides quick access to all your teaching resources.

The screenshot shows the Teacher Dashboard for the course '¡Así se dice! - Level 1'. The dashboard includes a sidebar with navigation links: My Programs, Dashboard, Course, Gradebook, Calendar, Assignments (with a red badge showing 8), Roster, Reports, Assessments, and My Tools. The main content area is divided into several sections:

- 1. Browse This Course:** A button to navigate through the course materials.
- 2. eBook Options:** Two options for the eBook: Interactive eBook and Teacher Edition.
- 3. Additional Resources:** Two resources: National Standards for ¡Así se dice! Correlations and Print Student Edition: ¡Así se dice! Level 1.
- 4. Calendar:** A section showing the current date (Tuesday, January 28, 2025) and a list of assignments.
- 5. Assignments Ready to Grade:** A table listing assignments that are ready for grading.
- 6. Assignments:** A section showing a list of assignments with their due dates.

Assignment Name	Submission Counts	Unscored Attempts
<a href="#">Audio Activities Script: Gramática - Capítulo 4</a>	0/1 Submitted	1 to grade
<a href="#">Capítulo 4 - Workbook - Vocabulario 1</a>	1/1 submitted	1 to grade

## 1. Browse This Course

Navigate to any Chapter or Lesson in the course through the digital Table of Contents.

## 2. eBook Options

Conveniently organized together so you can access the following resources with ease:

- Interactive Student eBook
- Teacher Edition

## 3. Additional Resources

Will take you to the program correlations or a PDF version of the Student Edition (not interactive).

## 4. Calendar

Quickly view any assignments you have made as a teacher that are scheduled to be coming up.

## 5. Assignments Ready To Grade

These are previous assignments that students have submitted back to you for grading.

## 6. Toolbar

Navigates you to other teacher tools like assignments, assessments, and more.

## Your Teacher Experience

Each chapter's lesson plan follows the same pattern and includes: *Introducción al capítulo*, *Vocabulario 1 & 2*, *Gramática*, *Pronunciación*, *Conversación*, *Lecture cultural*, *Lecture: Un poco más*, *Prepárate para el examen*, and *Repaso acumulativo*.

The screenshot shows a window titled "Browse This Course | ¡Así se dice! - Level 1" with a "Keyboard Help" button. On the left is a sidebar with a list of program resources, including "Capítulo: 1 ¿Cómo somos?". The main area displays a list of resources for Chapter 1, each with an "Open" button:

Resource	Action
Capítulo 1 ¿Cómo somos?	Open
Vocabulario: 1	Open
Vocabulario: 2	Open
Gramática: Lecciones/Práctica	Open
Conversación: ¿Comprendes?	Open
Lecturas: Cultura/Un poco más	Open
Repaso: Capítulo 1	Open
Repaso: Prepárate para el examen	Open
Repaso: Acumulativo	Open

The screenshot shows the "Vocabulario: 1" section. It features a sidebar with navigation options: My Programs, Dashboard, Course (selected), Gradebook, Calendar, Assignments, Booster, and Reports. The main content area has a search bar and a list of resources with "Expand All", "Present", "Assign", "Filter", and "More" buttons. The resources listed are:

- Presentación
- Actividades
- Actividades de audio
- Teacher-added Resources

Each section includes content to support:

- Presentación
- Actividades
- Actividades de audio
- Teacher-added Resources



My Programs

Browse This Course

Vocabulario: 1

Dashboard

Course

Gradebook

Expand All Present

Assign Filter

Presentación

Learn new vocabulary related to the chapter theme.

**Lesson Presentation V1, Chapter 1**

Tags: MS PowerPoint Visible to Students Due: 12/19/2024

Lesson Presentation

Presentation

Download Assign

**Vocabulario 1: Presentación**

Tags: eBook Visible to Students

Interactive eBook

Presentation

Assign

My Tools

## Lesson Presentations

Click Lesson Presentation inside lesson plans to launch a pre-built presentation.

IWB: Capítulo 1: ¿Cómo somos?

# Capítulo 1: ¿Cómo somos?

Vocabulario 1: ¿Cómo es?  
Vocabulario 2: ¿Quiénes son?  
Gramática  
Artículos y sustantivos  
Adjetivos  
El verbo ser

**Essential Question**  
¿Qué es un(a) amigo(a) simpático(a)?  
¿Eres tú un(a) amigo(a) simpático(a)?  
¿Por qué?

Mc Graw Hill Education

¡Así se dice! Nivel 1, Capítulo 1

## Interactive White Boards (IWB)

Found under Actividades in each Chapter, IWBs help develop proficiency with interactive media, audio, video, games, and lessons.

IWB: Capítulo 1: ¿Cómo somos?

# Capítulo 1: ¿Cómo somos?

Welcome to **Chapter 1!** Touch or click on any line in the **Table of Contents** to go directly to that section, or use the arrows located in the bottom right-hand corner for page-by-page navigation.

**Chapter objectives:**

- Identify and describe people and things
- Tell where someone is from
- Tell what subjects you take and express opinions about them
- Use nouns, articles, and adjectives
- Use the verb **ser**
- Understand the difference between **tú** and **usted**

**Essential Question**  
¿Qué es un(a) amigo(a) simpático(a)?  
¿Eres tú un(a) amigo(a) simpático(a)?  
¿Por qué?

Each chapter includes an **Essential Question** to help students apply what they have learned and to make it relevant to their world. At this level of language learning, students should not be expected to discuss the **Essential Question** in great detail in Spanish. You may wish to have a more in-depth conversation about this chapter's question in English. However, if you wish to have students attempt their discussion in Spanish, it would be best to wait until they have finished the chapter. This chapter's **Essential Question** is:

¿Qué es un(a) amigo(a) simpático(a)? ¿Eres tú un(a) amigo(a) simpático(a)?  
¿Por qué?

Touch or click on the Notes button below to hide or show this text.

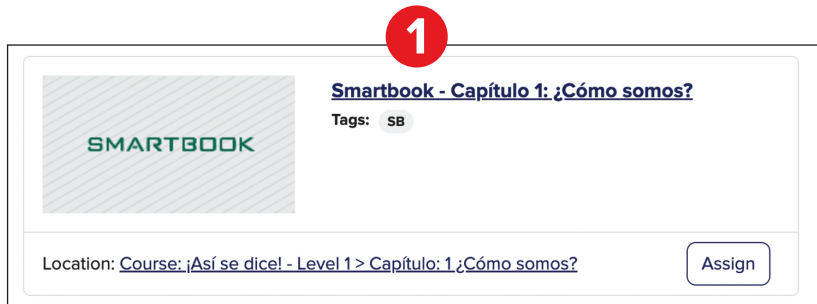
Mc Graw Hill Education

¡Así se dice! Nivel 1, Capítulo 1

Página 1: Contenido

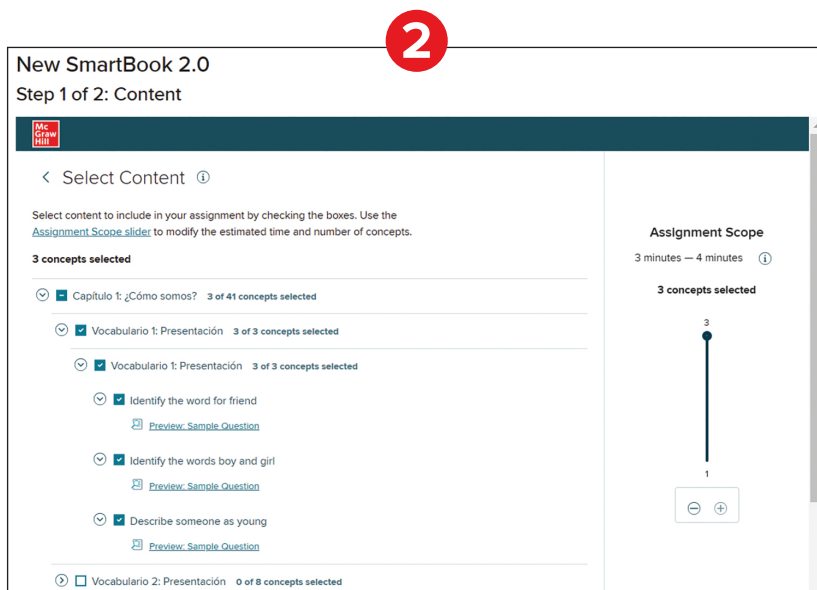
## Using SmartBook®

*SmartBook* determines precisely which learning objectives a student has grasped and those with which he/she struggles. The resources provides students with additional instruction, practice, and context to build meaning to give them what they need when they need it. The study, practice, and assess learning cycle helps students commit knowledge to long-term memory.



### 1. Launch *SmartBook*

Assign and launch *SmartBook* from the lesson level.



### 2. Create a new *SmartBook*

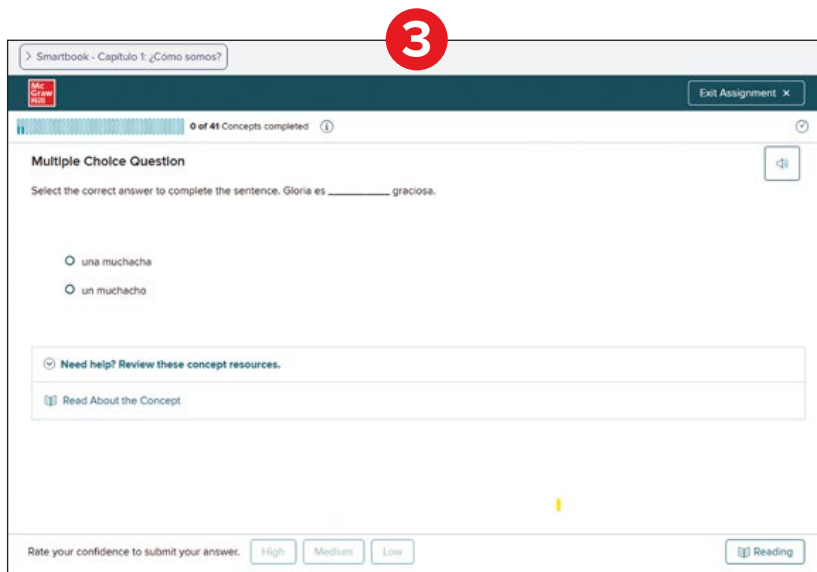
Teachers can create their own *SmartBook* assignments by selecting Assignments from the toolbar and the *SmartBook* Assignment Type.

### 3. Explore *SmartBook*

Students will read through the chapter and practice what they've learned.

Students rate their confidence in each answer, this allows *SmartBook* to ensure future questions address any learning gaps.

If at any time students need to a refresher on the content, they can jump right into the reading and go directly to the source.



### 4. Reporting & Analytics

Reports help teachers view and measure students growth and progress in learning comprehension.

## Class Management and Tools

The screenshot shows the McGraw Hill interface for the class '¡Así se dice! - Level 1'. The left sidebar contains navigation links: My Programs, Dashboard, Course, Gradebook, Calendar, and Assignments (with a red badge showing '8'). The main content area is titled 'Manage Groups' and includes a 'Back to Roster' link and a 'Create Group' button. Below this, it states 'Displaying 2 results' and lists two groups: 'Spanish 1 Blue Day' and 'Spanish 1 Orange Day'.

### Managing Groups

Access your **class roster** from the **Roster** button on the Toolbar.

Once in your roster, click **Manage Groups** to set up your classes, send assignments across multiple classes or individual students.

The screenshot shows the McGraw Hill interface for the class '¡Así se dice! - Level 1'. The left sidebar contains navigation links: My Programs, Dashboard, Course, Gradebook, Calendar, Assignments (with a red badge showing '8'), and Roster. The main content area is titled 'Select Assignment Type' and includes a 'Back to Assignments' link. Below this, it asks 'What would you like to assign?' and lists five options: 'Online Questions' (with a checkbox icon), 'Instructions' (with a speech bubble icon), 'Submission' (with a document icon), 'External Tool' (with a link icon), and 'SmartBook 2.0' (with an 'SB' icon). Each option has a brief description of its functionality.

### New Assignment

To create a **new assignment** click the **New Assignment** button to select from a variety of assignment options:

**Online Questions** – select from McGraw Hill assessments, or build your own assignments using questions you select or create.

**Instructions** – create instructions for gradable offline activity.

**Submission** – create an assignment that allows students to upload files, submit links, or enter their work directly.

**External Tool** – create an assignment with content from an external tool.

**SmartBook 2.0** – create an assignment from *SmartBook* to help students personalize their learning.



## Assessment Center

All of your assessments are available in Assessment and are organized by chapter. Launch McGraw Hill Assessment to use the existing tests, customize them to meet classroom needs, or create your own questions and tests from scratch.

Class: ¡Así se dice! - Level 1 ▾ Asi Se Dice Sales Demo ▾

**Assessments** Question Deleted Items

New Folder New Assessment My Downloads By title 🔍

11 results found ⓘ

Type	Title	Owner
Folder	My Assessments	Me
Folder	Copies Received	Me
Assessment	Asi Se Dice, Level 1: Capitulo 10 Assessments	McGraw-Hill
Assessment	Asi Se Dice, Level 1: Capitulo 11 Assessments	McGraw-Hill
Assessment	Asi Se Dice, Level 1: Capitulo 1 Assessments	McGraw-Hill
Assessment	Asi Se Dice, Level 1: Capitulo 2 Assessments	McGraw-Hill
Assessment	Asi Se Dice, Level 1: Capitulo 3 Assessments	McGraw-Hill
Assessment	Asi Se Dice, Level 1: Capitulo 4 Assessments	McGraw-Hill
Assessment	Asi Se Dice, Level 1: Capitulo 5 Assessments	McGraw-Hill
Assessment	Asi Se Dice, Level 1: Capitulo 6 Assessments	McGraw-Hill
Assessment	Asi Se Dice, Level 1: Capitulo 7 Assessments	McGraw-Hill
Assessment	Asi Se Dice, Level 1: Capitulo 8 Assessments	McGraw-Hill
Assessment	Asi Se Dice, Level 1: Capitulo 9 Assessments	McGraw-Hill

### Assessments

1. Within **Assessments** you have the option to use existing questions from any chapter or lesson.
2. Clicking the **Question Bank** tab will show all of the questions within a specific chapter or lesson.
3. You can edit any existing question. Any edited questions will be saved in the **My Assessments** folder.

Class: ¡Así se dice! - Level 1 ▾ Asi Se Dice Sales Demo ▾

Any changes to this assessment will create a copy. The copied assessment can be found in "My Assessments".

Title: Capitulo 10 – Quiz 1 Vocabulario Total Points: 10.00 Total Questions: 10 Student Preview

Content Settings

**Section 1** 10.00

#	Question	Type	Points	Options
1	Complete with an appropriate word. When there is more than on...	Fill-in-the-Blank	1	⋮
2	Complete with an appropriate word. When there is more than on...	Fill-in-the-Blank	1	⋮
3	Complete with an appropriate word. When there is more than on...	Fill-in-the-Blank	1	⋮
4	Complete with an appropriate word. When there is more than on...	Fill-in-the-Blank	1	⋮
5	Write something about each of the drawings.	Short Answer	1	⋮
6	Write something about each of the drawings.	Short Answer	1	⋮

Add Question New Section

Cancel Save and Exit

4. Within a specific chapter or lesson assessment, you have the option to edit the question, change the point value or remove the question completely. You can also add new questions at any time.

### Sample and Discover Online!

For more information or to contact your sales representative, visit [mheducation.com/florida](https://mheducation.com/florida)