

LEVEL

**B**

# NUMBER WORLDS™

Accelerate Math Success

## Assessment

# Test Instructions



Use the questions below with the following page to evaluate student performance this week. If students have difficulty with an individual item or items, review the associated Warm-Up and Engage activities. If students show understanding of all the items on this assessment, they should move on to the next week of **Number Worlds**.

## Lesson 1

- 1.** Circle the clock that shows 2 o'clock. Second clock from left

If a student has difficulty with this item, review

- **Warm-Up Card 19**, Dial Differences
- **Activity Card 43**, Hour After Hour

## Lesson 2

- 2.** The clock started at 12 o'clock (point out the clock on the top line). Circle the clock that shows 3 hours have gone by. First clock on the far left of the bottom row

If a student has difficulty with this item, review

- **Warm-Up Card 20**, Around the Clock
- **Activity Card 44**, Time Flies

## Lesson 3

- 3.** The clock started at 12 o'clock (point out the clock on the top line). Circle the clock that shows that *more* time has gone by? Second clock showing 9 o'clock

If a student has difficulty with this item, review

- **Warm-Up Card 21**, It's That Time Already
- **Activity Card 45**, More or Less Time

## Lesson 4


- 4.** Sam did two things today. He brushed his teeth and he played baseball with his friends. Circle the thing that Sam did that could take an hour to do. Boy playing baseball

If a student has difficulty with this item, review


- **Warm-Up Card 22**, Just a Minute
- **Activity Card 46**, In a Minute

# Test


1.




2.



3.



4.



LEVEL



# NUMBER WORLDS™

Accelerate Math Success

## Assessment

**Mc  
Graw  
Hill**  
Education

978-0-02-129424-4  
MHID 0-02-129424-0

