

McGraw Hill GO Student Guide: Moodle

Contents

Introduction	2
McGraw Hill GO Student Set-up	3
Access McGraw Hill GO	3
Attempting an Assignment	5
ReadAnywhere App	10
How to Log into ReadAnywhere	10
Support	11

Introduction

Thank you for using McGraw Hill GO. The purpose of this document is to provide the steps and details needed to:

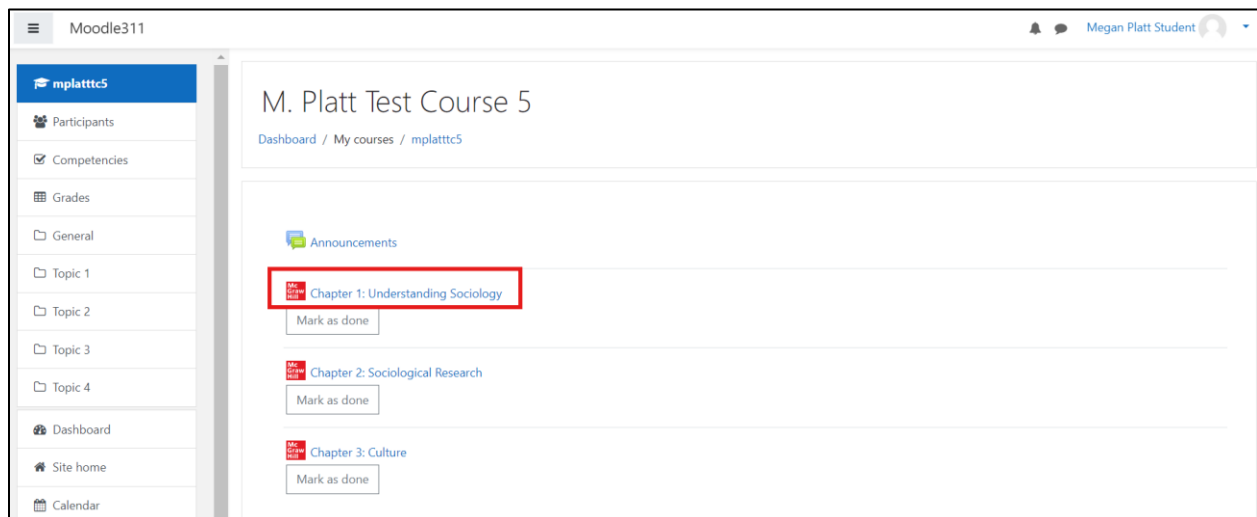
1. Access your McGraw Hill GO assignments
2. Complete your McGraw Hill GO assignments
3. Access GO eBooks on the ReadAnywhere app
4. Contact support for help with GO

McGraw Hill GO Student Set-up

Note: for optimal use of McGraw Hill GO, disable the pop-up blocker in your browser.

Access McGraw Hill GO


STEP 1: To access McGraw Hill GO, select a GO assignment from your Moodle assignments list.



If you are part of an Inclusive Access* program (*also known as First Day access or something similar, where students are provided with access to course materials on or before the first day of class), skip to STEP 3.


STEP 2: If you are not part of an Inclusive Access* program, you will have three access options:

1. **Temporary Access:** Select **Access Now** for two weeks of free access.
2. **Use Access Code:** Enter a McGraw Hill GO access code and click **Redeem**.
3. **Purchase:** Select **Purchase** to use a credit card or PayPal.


My Account

Course Access

Your instructor has chosen:



McGraw Hill GO for Sociology Matters
 Author: Richard Schaefer
 ISBN: 1265773505

Choose your method of access

Temporary Access

Get started now with two weeks of free access. Your work will be saved and will still be available to you and your instructor once you purchase.

Access Now

1

Use Access Code

To access, first enter your 20-digit access code.
[What is this?](#)

Access Code

Redeem

2

Purchase

Full digital experience.


Price: \$63.33
 Access until Feb 8, 2025

Secure payment

Purchase

3

Choose an option, and then review the course information and access length and select **Confirm**.


My Account

Digital access to Go

You are activating 14 days of free temporary access to Go.

Access:


Your free temporary access will expire 14 days from today on **August 26, 2024**

Go Back

Confirm

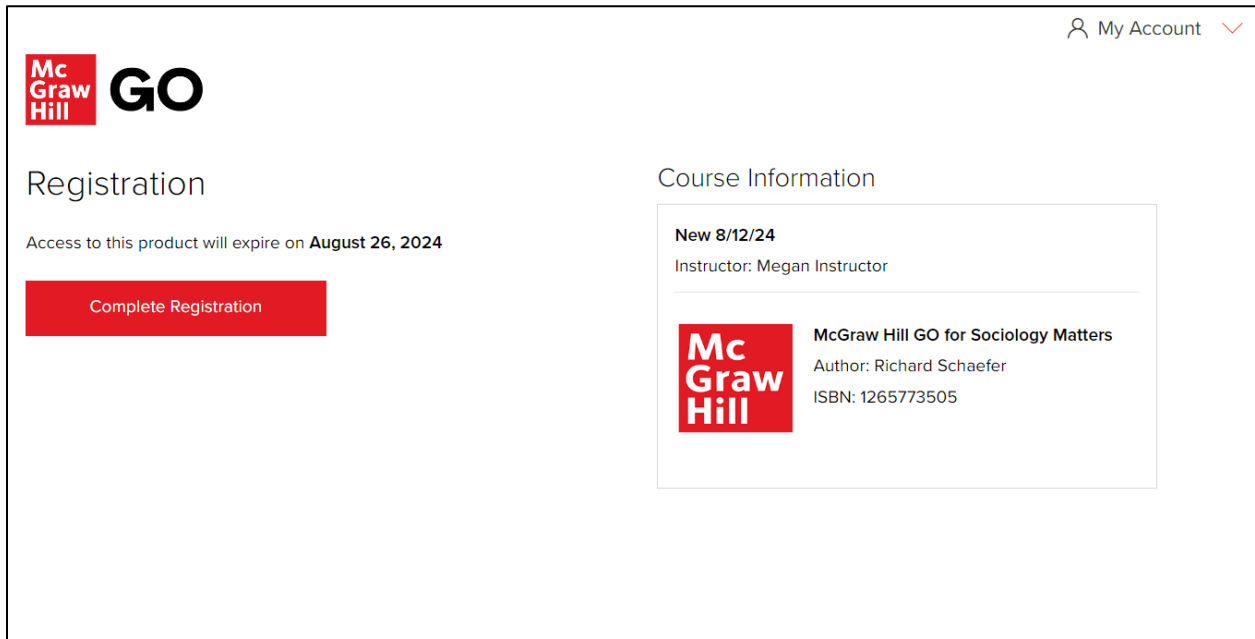
Course Information

New 8/12/24
 Instructor: Megan Instructor



McGraw Hill GO for Sociology Matters
 Author: Richard Schaefer
 ISBN: 1265773505

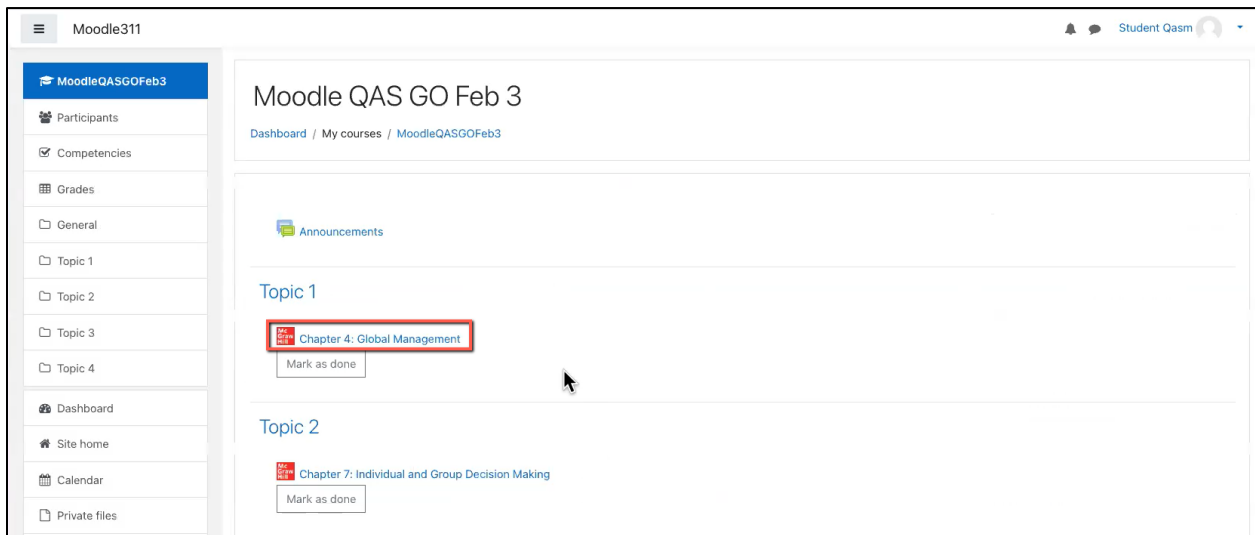
STEP 3: Select **Complete Registration** to complete your registration and access your McGraw Hill GO assignment. (Note: This will automatically link your Moodle account with GO, so there is no need to enter any additional student information.)



The screenshot shows the McGraw Hill GO registration page. At the top right is a "My Account" link with a checkmark. The McGraw Hill GO logo is on the left. The main heading is "Registration". Below it, a message states: "Access to this product will expire on **August 26, 2024**". A prominent red button labeled "Complete Registration" is centered. To the right, under "Course Information", it says "New 8/12/24" and "Instructor: Megan Instructor". Below this is a box containing the McGraw Hill logo, the title "McGraw Hill GO for Sociology Matters", the author "Author: Richard Schaefer", and the ISBN "ISBN: 1265773505".

Attempting an Assignment

STEP 1: To start a GO assignment, select it from the assignment page in Moodle.



The screenshot shows the Moodle interface for a course titled "Moodle QAS GO Feb 3". The left sidebar contains a menu with items like "Participants", "Competencies", "Grades", "General", "Topic 1", "Topic 2", "Topic 3", "Topic 4", "Dashboard", "Site home", "Calendar", and "Private files". The main content area shows the course title and a breadcrumb trail: "Dashboard / My courses / MoodleQASGOFeb3". Below this is an "Announcements" section. The "Topic 1" section contains a red-bordered box around the text "Chapter 4: Global Management" with a "Mark as done" button below it. The "Topic 2" section contains a red-bordered box around the text "Chapter 7: Individual and Group Decision Making" with a "Mark as done" button below it.

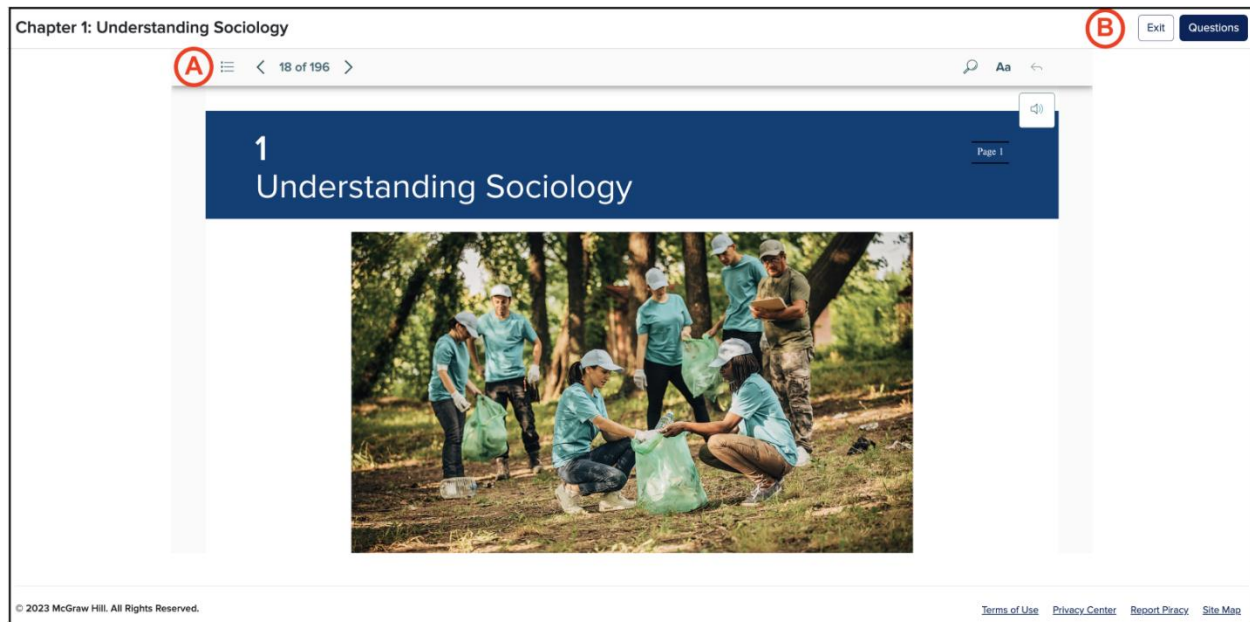
STEP 2: Select **Begin**.

The screenshot shows a web interface for a course titled "Intro to Management Sec 002". The user is logged in as "Ryan Waters". The navigation bar includes links for "MH Connect DI", "MHC PROD SSO", "MHC QA SSO", "MHCampus QA - Follett", "QALive Follett", "Syllabus", "Content", "Classlist", and "More". The breadcrumb trail is "Table of Contents > Go Assignments > Chapter 1: The Exceptional Manager". The main heading is "Chapter 1: The Exceptional Manager". Below this, there is a white box with the "McGraw Hill GO" logo. The text inside the box says "Let's get started by registering with GO." and "You'll only have to register once." A blue button labeled "Begin" is highlighted with a red rectangular box. A mouse cursor is pointing at the bottom of the box.

STEP 3: Select **OK** to land in the reading portion of the assignment. If your assignment allows multiple attempts, you will see how many attempts you have remaining for this assignment.

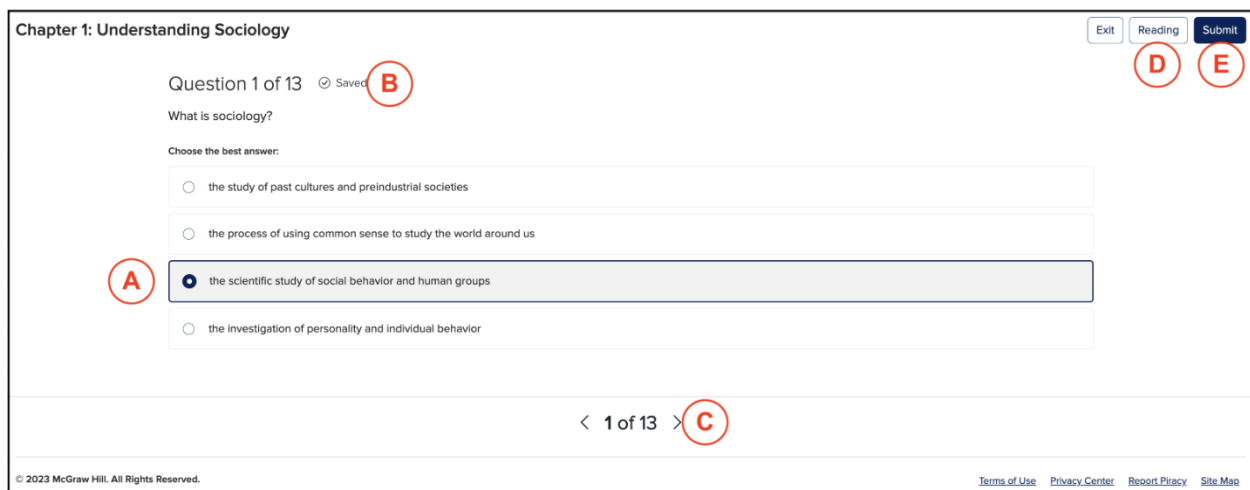
The screenshot shows a "Chapter Assignment" dialog box overlaid on a blurred background of a reading assignment page. The dialog box has a title bar "Chapter Assignment" with a close button. The text inside the dialog box reads: "This assignment has a reading and questions. You can move back and forth between them." and "You have 3 of 3 attempts remaining for this assignment." At the bottom of the dialog box, there are two buttons: "Return to Course" and "OK". The "OK" button is highlighted with a blue background. The background page shows the "McGraw Hill GO" logo, a search bar, and a large heading "1 Understand".

STEP 4: Use the eBook navigation menu (A) to read the assigned chapter. Select **Questions (B)** to access the assessment portion of the assignment.



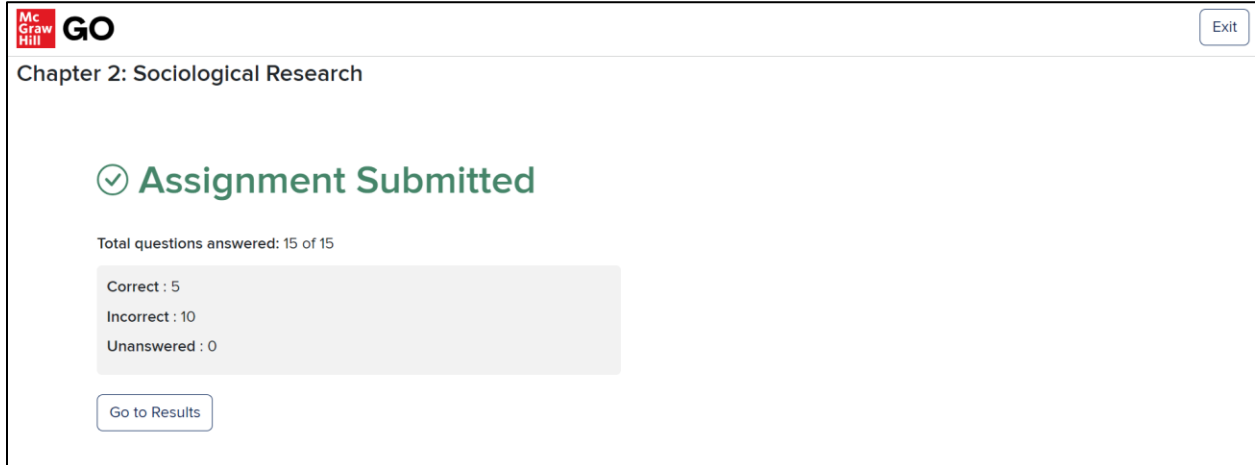
STEP 5: When in the questions you can:

- Answer questions (A). Note that each time you select an answer your choice is saved (B).
- Navigate between questions (C).
- Return to the Reading (D). Your answers will be saved. You can return to adjust your answers at any time, until you submit the assignment or the due date passes.
- Submit the assignment (E).



STEP 6: Select the **Submit** button when all questions have been answered and you are ready to submit your assignment.

If your assignment has only one attempt, you will see the Assignment Submitted page with your assignment results.



McGraw Hill **GO** Exit

Chapter 2: Sociological Research

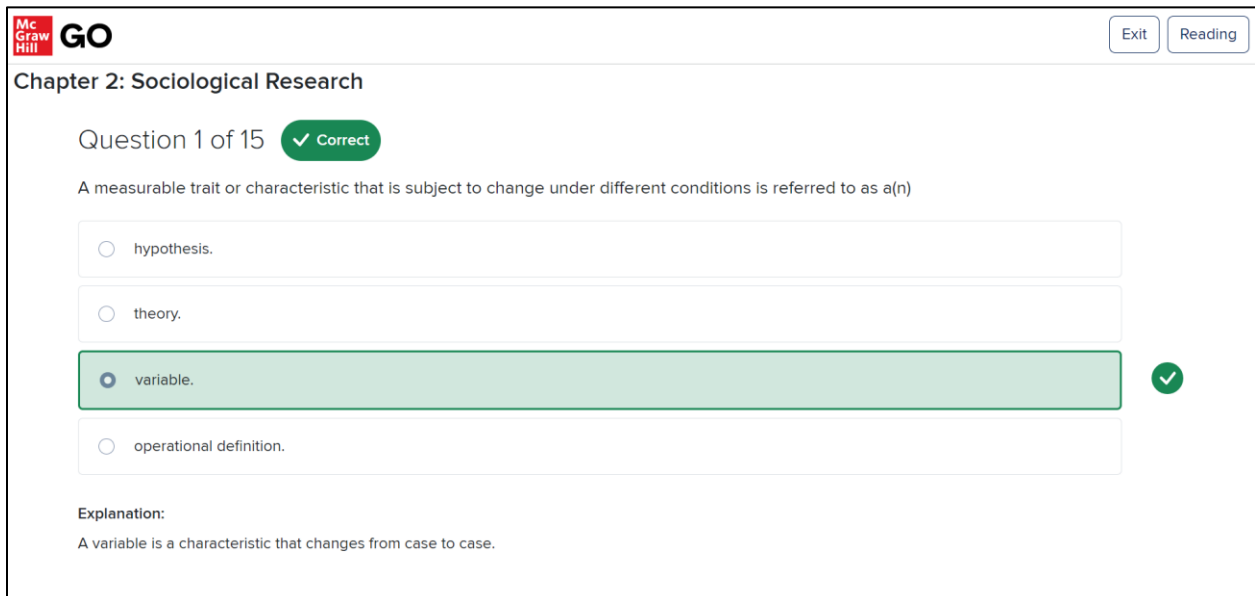
✓ **Assignment Submitted**

Total questions answered: 15 of 15

Correct : 5
Incorrect : 10
Unanswered : 0

Go to Results

Select **Go to Results** to review your responses and explanations for the assessment questions.



McGraw Hill **GO** Exit Reading

Chapter 2: Sociological Research

Question 1 of 15 ✓ Correct

A measurable trait or characteristic that is subject to change under different conditions is referred to as a(n)

☐ hypothesis.

☐ theory.

☒ variable. ✓

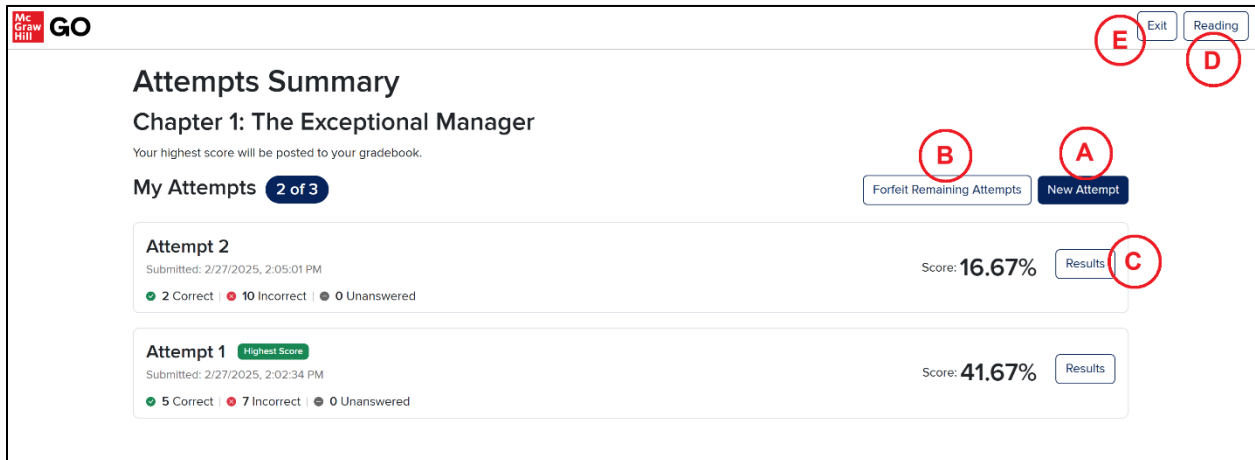
☐ operational definition.

Explanation:
A variable is a characteristic that changes from case to case.

If your assignment has multiple attempts, you will see the Attempts Summary page with your assignment attempt results.

From this page you can take the following actions:

- Start a New Attempt **(A)**
- Forfeit Remaining Attempts **(B)**
- View Attempt Results **(C)**
- Return to Reading **(D)**
- Exit the assignment **(E)**



McGraw Hill GO

Attempts Summary

Chapter 1: The Exceptional Manager

Your highest score will be posted to your gradebook.

My Attempts 2 of 3

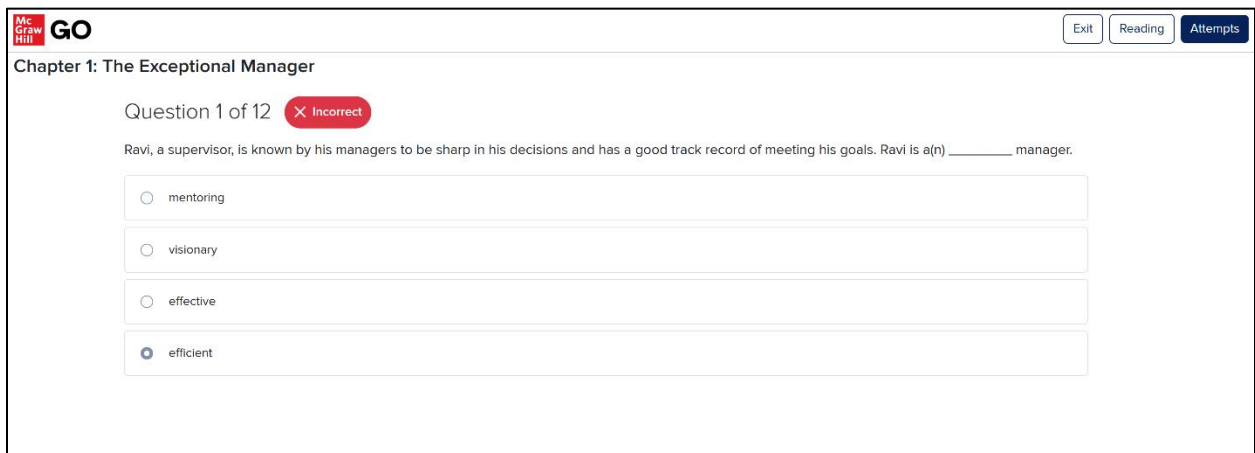
Attempt 2
Submitted: 2/27/2025, 2:05:01 PM
Score: **16.67%**
2 Correct | 10 Incorrect | 0 Unanswered

Attempt 1 **Highest Score**
Submitted: 2/27/2025, 2:02:34 PM
Score: **41.67%**
5 Correct | 7 Incorrect | 0 Unanswered

Navigation buttons: Exit (E), Reading (D), Forfeit Remaining Attempts (B), New Attempt (A), Results (C).

You can review the details of your attempt results after each attempt. The attempt results show each question, your selected answer choice, and whether your selected answer choice is correct or incorrect.

For questions you answered incorrectly, you will not be able to see the correct answer and explanation until all attempts are completed or until remaining attempts are forfeited. See below for an example.



McGraw Hill GO

Chapter 1: The Exceptional Manager

Question 1 of 12 **Incorrect**

Ravi, a supervisor, is known by his managers to be sharp in his decisions and has a good track record of meeting his goals. Ravi is a(n) _____ manager.

☐ mentoring

☐ visionary

☐ effective

☒ efficient

Navigation buttons: Exit, Reading, Attempts.

STEP 7: Select **Exit** to return to your section home.

ReadAnywhere App



Instructors and students have access to their McGraw Hill GO eBooks on mobile devices through the ReadAnywhere app. The ReadAnywhere App includes:

- Offline reading – study anytime, anywhere
- One interface for all McGraw Hill eBooks
- Highlighting and note-taking
- Video, audio, and interactive activities included for select titles
- Syncs across platforms, always up to date
- Available for Android and iOS

How to Log into ReadAnywhere

- Install and open the ReadAnywhere app
- If the same email address is used to log into both Connect and the GO LMS course, log into ReadAnywhere with the Connect credentials.
- If the user does not have a Connect account, click “forgot password” in ReadAnywhere instead of logging in.
- On the Password Assistance page, enter the email address used to access the GO LMS course.
- A link will be sent to the email address to reset the password. Click the link and follow the instructions to reset the password.
- After the password is reset, open ReadAnywhere and log in with the email address and the new password just created.
- The user should see eBooks from GO courses in their ReadAnywhere library.

Please note:

- GO assignments are not currently supported in the ReadAnywhere app, just GO eBooks.
- If the same email address is used to log into both Connect and the GO LMS course, a user may see both Connect eBooks and GO eBooks in their ReadAnywhere library.
- A user will not see the GO eBook in ReadAnywhere until they launch their first GO assignment from their LMS.
- If a user registers for GO with temporary access, they will see GO eBooks in ReadAnywhere until temporary access expires. They will need to purchase GO to continue seeing the GO eBook in ReadAnywhere. If temporary access expires and they do not purchase GO, they will lose access to the GO eBook in ReadAnywhere.

Support

If you are having any issues with McGraw Hill GO, contact our Tech Support Representatives. Visit the [Tech Online Support Center](#) or contact us below:

Hours of Operation:

Sunday: 12:00 PM to 12:00 AM EST

Monday-Thursday: 24 hours

Friday: 12:00 AM to 9:00 PM EST

Saturday: 10:00 AM to 8:00 PM EST

Phone: [\(800\) 331-5094](tel:8003315094)

Online: [Submit a Support Request](#)

Chat: [Chat with a Representative](#)