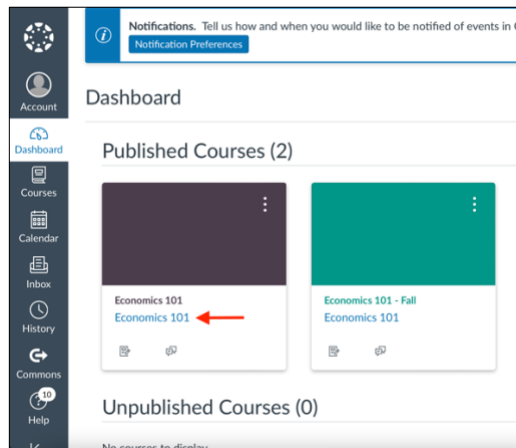


SYNC YOUR CONNECT SECTION WITH CANVAS - MANUAL CONTENT SYNC

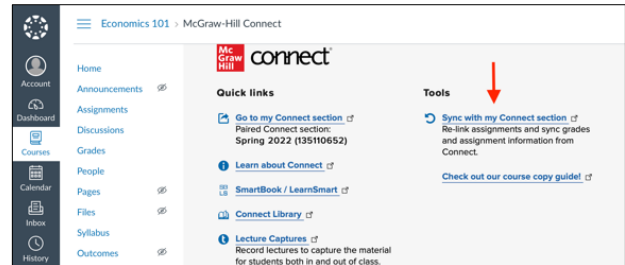
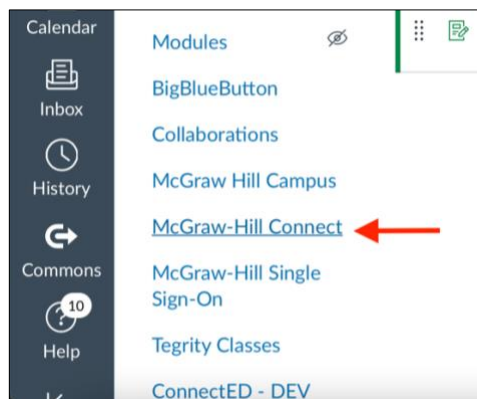
Video: [CLICK TO VIEW](#)

Syncing Connect Assignments with Canvas Course

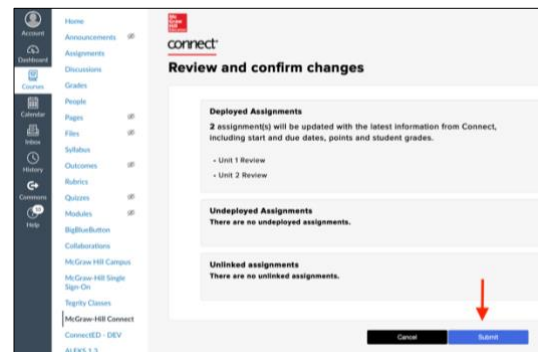
If you make changes to an assignment from Connect, Canvas should automatically update those assignments. However, if you notice that a change you made in Connect has not updated in Canvas, or if you notice scores for student work in Connect have not appeared in Canvas, you will need to sync Canvas to Connect to update those changes in Canvas.



Start by logging into Canvas, selecting the course and clicking the McGraw Hill Connect tool in the left column.



Then click on “Sync with my Connect section” hit submit.



This will update Canvas with all the latest changes to names, dates, point values, or student scores you made in Connect.

Keep in mind if you make any manual adjustments to grades on Connect assignments in your *Canvas* grade book, when you click “sync with my connect section,” your gradebook will update with the original grades from Connect - including replacing any manually-entered zero scores for non-completed Connect assignments with blank scores.

After syncing, be sure to check your Canvas gradebook and adjust any scores manually for any adjustments you want to make to the Connect scores.