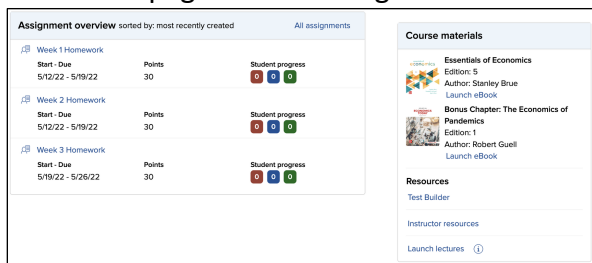


Record Your Lecture with Tegrity (New Experience)

Video Walkthrough: [CLICK TO VIEW](#)

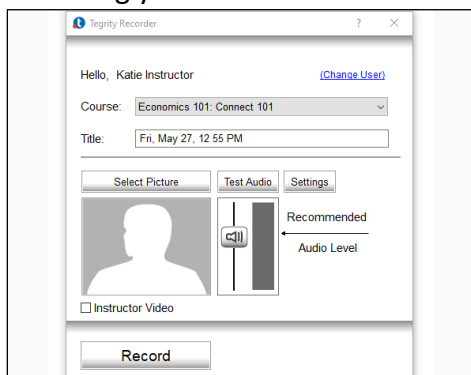
With any Connect course, you have access to Tegrity, our lecture capture system.

You can access Tegrity from your section dashboard by scrolling down along the right-hand side of the page and selecting **launch lectures**.

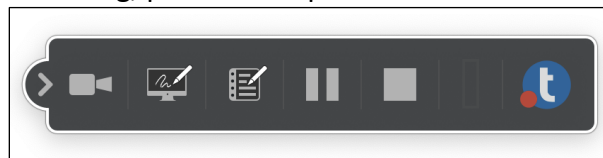


You can also click the information button to the right to be presented with a popup box with more information on lecture capturing; push launch lectures when ready to proceed.

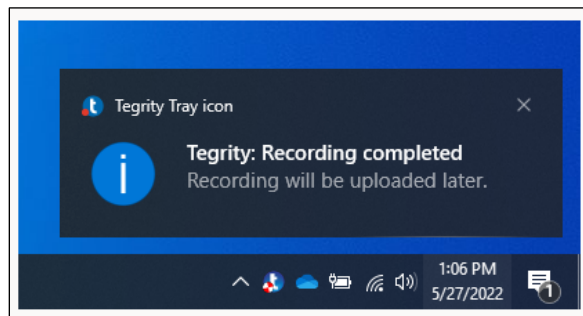
Tegrity will open in a new window. Click start recording in the top right-hand corner of your screen. The first time recording with Tegrity, you will be prompted to install the Tegrity recorder. Once installed, you will be prompted with a popup box to choose the course that the recording should appear under, and title your recording. You can select a picture, have the video feed of you during the presentation, or you can just leave it blank. You can test your audio to ensure that your volume will be audible to the students and adjust the settings accordingly. Click **Record** when ready.



A popup box will appear with the ability to pause, stop, and track your volume while recording. You can tell you are recording when you see this popup box with control options. When you are finished recording, push the stop button on this box.



You will then receive another popup box; click save and upload to upload in the background. You will receive a notification that the recording will be uploaded in the background and available later.



Once your lecture has been processed, you will see it available within Tegrity.



If you would like to share your lecture outside the Connect link, you will need to select the recording and go to your recording tasks. Here, click on share recording. You want to make sure to uncheck this box to allow students to view this link wherever they may find it, copy that URL or the embedded link and place it where students will have easy access.

Support and Resources

EMAIL & CHAT: WWW.MHHE.COM/SUPPORT
SUPPORT AT EVERY STEP

Call: (800)331-5094

MONDAY-THURSDAY: 24 hours
FRIDAY: 12 AM - 9 PM EST
SATURDAY: 10 AM - 8 PM EST
SUNDAY: 12 PM - 12 AM EST