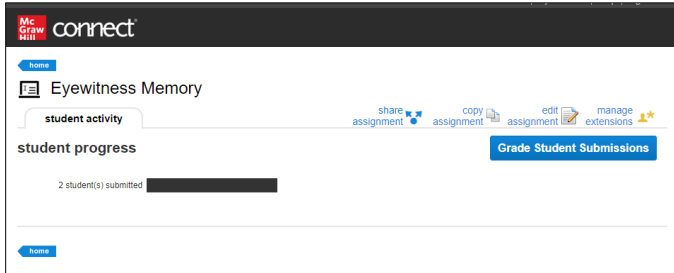




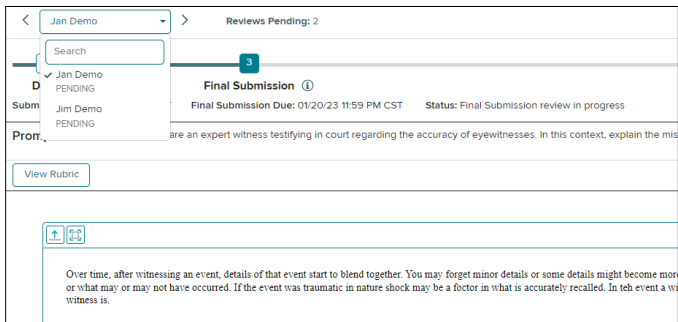
Grade Student Writing Assignments

Video: [CLICK TO VIEW](#)

To grade a writing assignment, go into the assignment in your Connect course and click on grade student submissions.

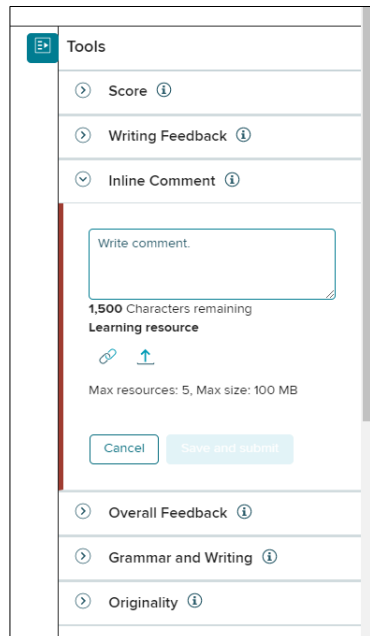


You'll be able to select each student's submission from your course in the top dropdown.

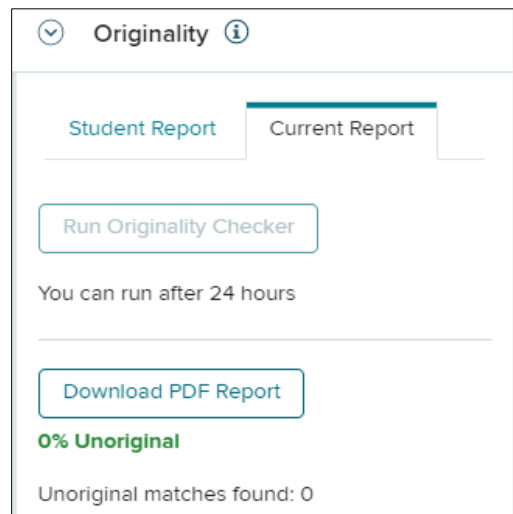


As you go through the assignment, you can comment on specific sentences using the inline comments tool and the assignment in general using the overall feedback tool.

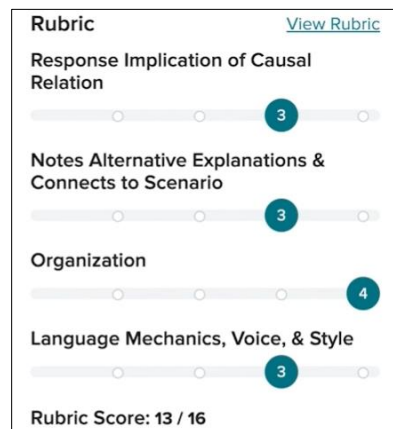
You can also check students grammar using the grammar checker tool. Students can use this tool before they submit their assignment as well. It is a good opportunity to identify grammar or style issues that can be addressed in class.



The originality checker also reviews students' work to ensure that they understand how to correctly cite sources and aren't plagiarizing their work. The originality checker can compare a student paper with other papers submitted for the course and searches the entire internet for matching content. Like the grammar checker, students have access to the originality checker before they submit their work.



When you're ready to grade, click on the score dropdown and use the category sliders on the rubric to score the assignment.



You can always adjust the score before you submit it. Click review complete to submit the score to the student. Students can see their scores in their grade book with their other assignment results.

