



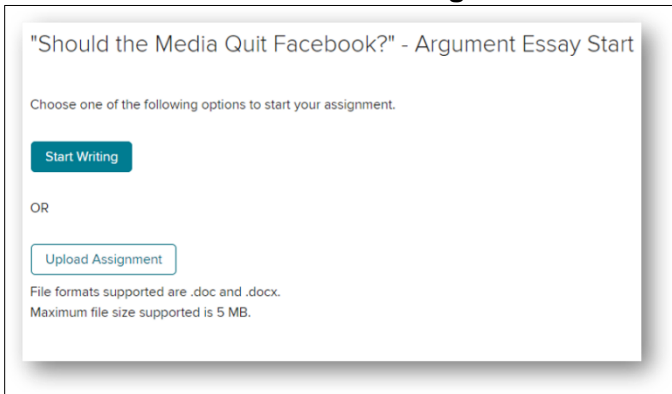
Completing a Writing Assignment

Video: [CLICK TO VIEW](#)

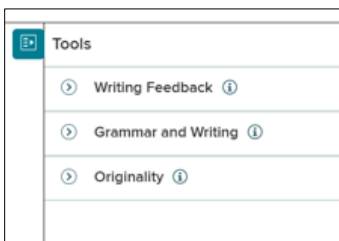
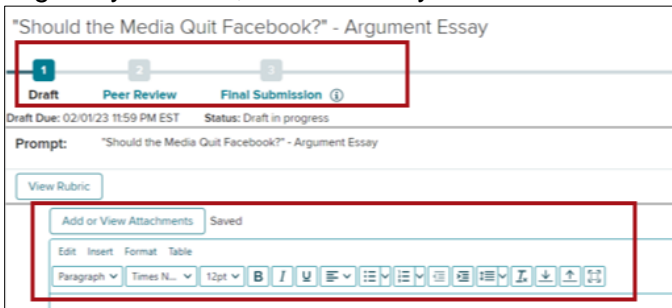
Writing Assignment within Connect is designed to:

- improve writing skills through practice
- support student writing in real-time
- allow students to collaborate and learn from others through peer review.

From your Connect course homepage, click the blue arrow to begin your writing assignment. You will see the steps, status and due dates by step and then the details for completing the assignment. You may either upload a document or write directly within Connect. Click **Start Writing**.



The steps of the assignment are outlined. Utilize the text formatting buttons and grammar and writing assistance in the tools menu along with the originality checker, if activated by the instructor.



*Note: Grammar and Writing and Originality Checker are not available in Music, Engineering or World Language courses.

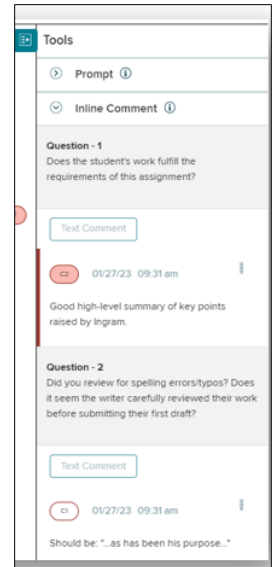
Writing feedback provides guidance on how to improve your essay.

Grammar and Writing flags any potential problems underlining them in the text and calling them out in the tools dropdown.

The Originality Checker flags anything that seems unoriginal and provides suggestions on how to improve your writing to avoid plagiarism. When your draft is complete, click **Submit**.

Once you have submitted a first draft, you'll be prompted to peer review when you open the assignment again. **If you do not submit your own essay by the due date, you will not be eligible to peer review other students' work.** Toggle through the essays you need to review.

Click the **Inline Comment** tool on the right, where you will see guiding questions from your instructor. Highlight the peer's text and a button appears where you can write inline comments. Also provide **Overall Feedback** on the writing. When you've finished reviewing your assigned peer essays, click **Submit**. All your comments will be saved.



Now it's time to write your final submission. Begin by clicking on the blue arrow for the assignment from your home page, which will show your next step. In preparation for writing the final draft, you will review the feedback from your peers and also see any instructor feedback. Use the **Resolve** feature to accept corrections from your peers. Once you have considered all peer comments and writing feedback, you will complete your final submission. When satisfied with the revision, click **Submit**.