



## AI Reader: Student Quick Guide

Video Walkthrough: [CLICK TO VIEW](#)

### Meet Your Reading Sidekick

The AI Reader leverages generative AI to help you break down complex concepts, quiz yourself, and learn smarter—all without leaving your course materials.

### How to Use AI Reader

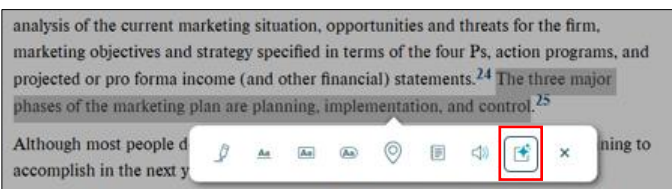
Generating an explanation

#### Step 1: Highlight what's confusing

Select any text in your eBook—a word, a sentence, or a full paragraph.

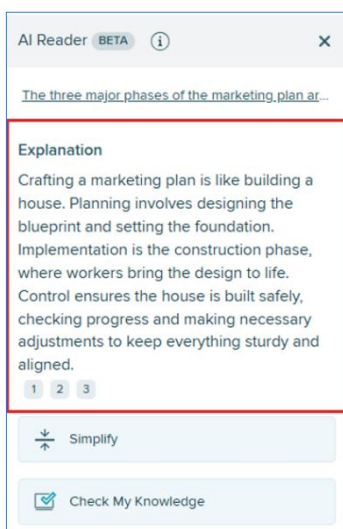
#### Step 2: Click the AI button

Look for the AI Reader icon in the toolbar. Click it to open the AI Reader panel.



#### Step 3: Get a clearer explanation

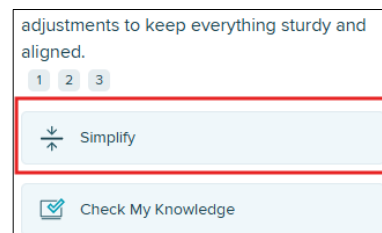
AI Reader will give you a simplified explanation of the concept you highlighted—based on your assigned course content.



### More Ways to Study Smarter

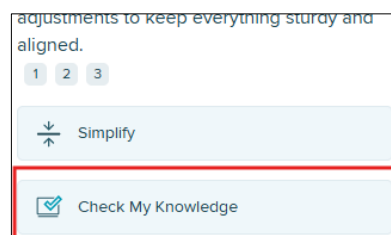
#### ► Simplify Further

Need it even easier? Click “Simplify this further” to break it down more.



#### ► Quiz Me

Check your understanding with quick, AI-generated questions. Use the + and arrow buttons to view and navigate.



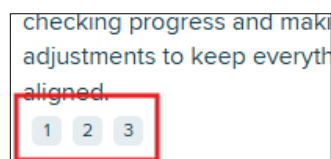
#### ► Regenerate

Not clicking with the first explanation? Click regenerate for a new version.



#### ► Source Citations

Each AI explanation includes citing the source from in your eBook—so you can go deeper if needed.



#### ► Give Feedback

Click the thumbs up or thumbs down to rate responses and help improve the tool.

