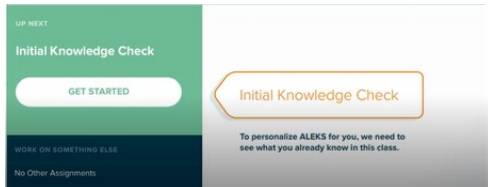



The first Knowledge Check a student will encounter is the Initial Knowledge Check and it occurs after the student completes the Tools Tutorial.

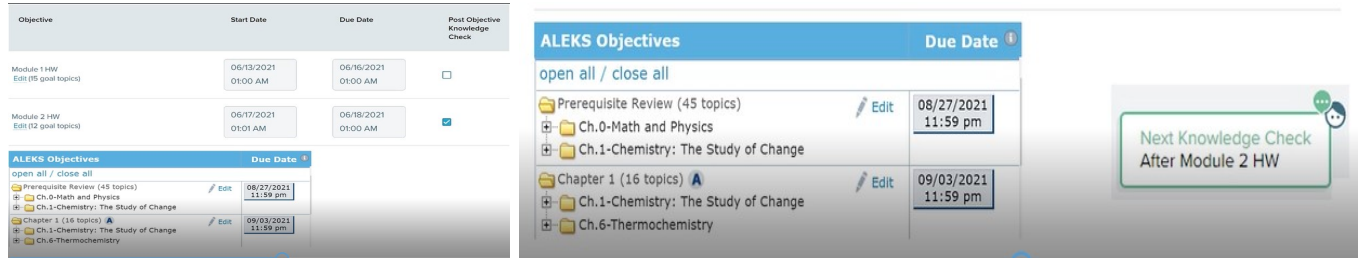


Automatic Progress Knowledge Checks are triggered automatically depending on the instructor build and/or student work in the system, in contrast to the comprehensive Initial Knowledge Check.

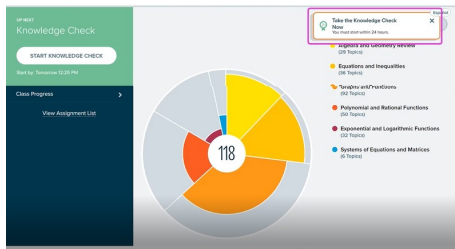


Students will encounter these types of Knowledge Checks in one of the following ways:

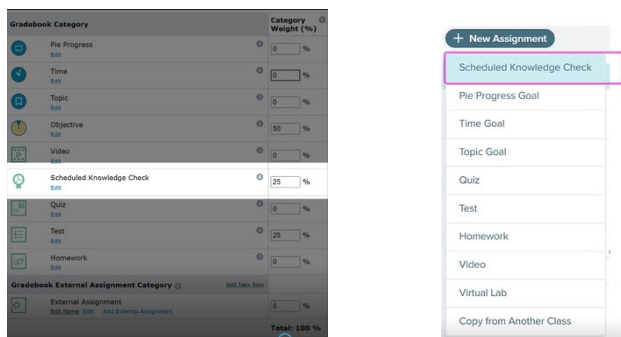
- The first is determined by the instructor during Objective creation and are referred to as Post-Objective Knowledge Checks. This is when the student learns all topics in the Objective or upon the Objective due date.
- An icon will alert students as these become imminent.



Once it becomes available, students must complete the Post-Objective Knowledge Check before continuing. Students may delay these Knowledge Checks by up to 24 hours if desired.



The next Knowledge Check is called a Scheduled Knowledge Check and may be calculated as part of the ALEKS grade. Select the option in the new assignment menu.



With Scheduled Knowledge Checks, instructors determine the assignment start and due date and the goal percentage. Selecting Progress Knowledge Check will assess student on material relevant to individual learning history.

The remaining settings are discussed in other videos in this series.