

---

## *Direct (Deep) Linking for ALEKS Assignments*

### **(D2L Brightspace)**

---

#### **What is Direct Linking?**

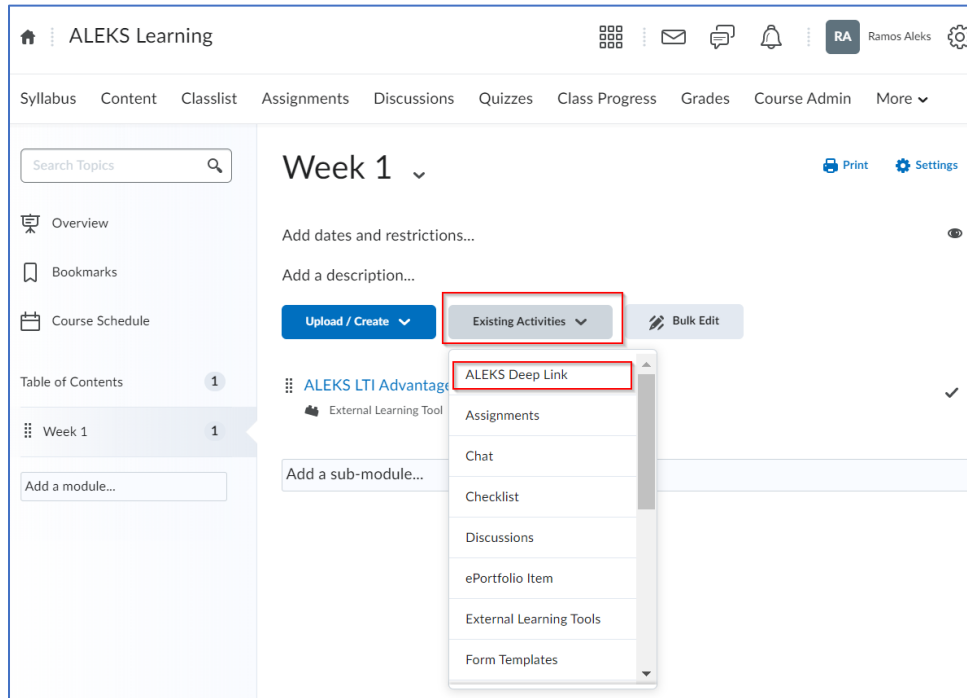
Direct (deep) linking allows instructors to create direct links for ALEKS assignments so students can access each specific ALEKS assignment directly from the LMS.

- Direct links are available to all instructors with classes at institutions using LTI Advantage (1.3) integration. Not sure if you are using LTI Advantage (1.3) integration? Contact your ALEKS Implementation Manager.
- Instructors can add direct links for all ALEKS Homework, Test, Quiz, Virtual Labs (Chemistry), Video assignments, Scheduled Knowledge Checks, and ALEKS Modules.
- Direct links are not available for ALEKS Initial Knowledge Check, Topic Goals, Time Goals, Pie Progress Goals, Post Module Knowledge Checks, and Automatic Knowledge Checks.

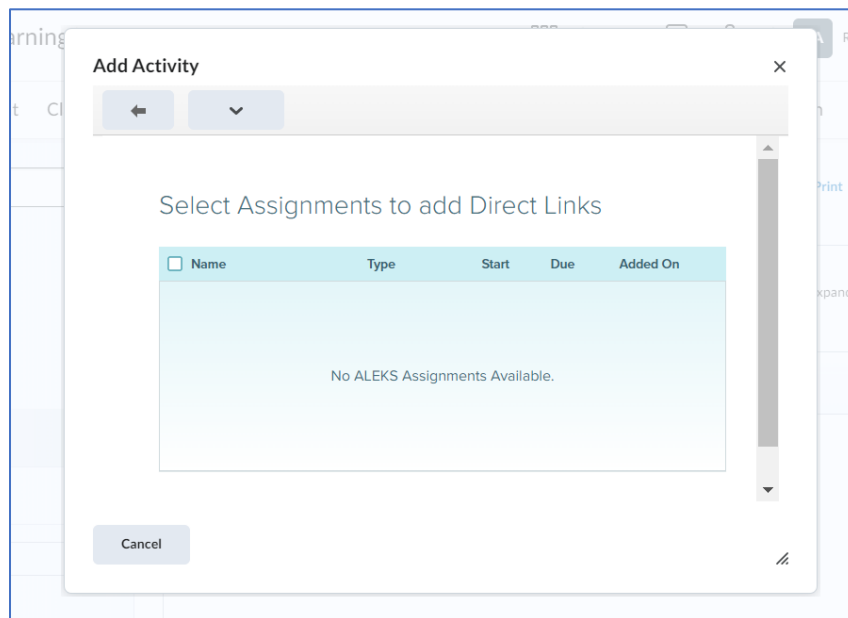
#### **How to add direct links for ALEKS assignments**

To add direct links for your ALEKS assignments in D2L Brightspace, you must first pair your D2L class with ALEKS. After the class is paired, follow the steps below.

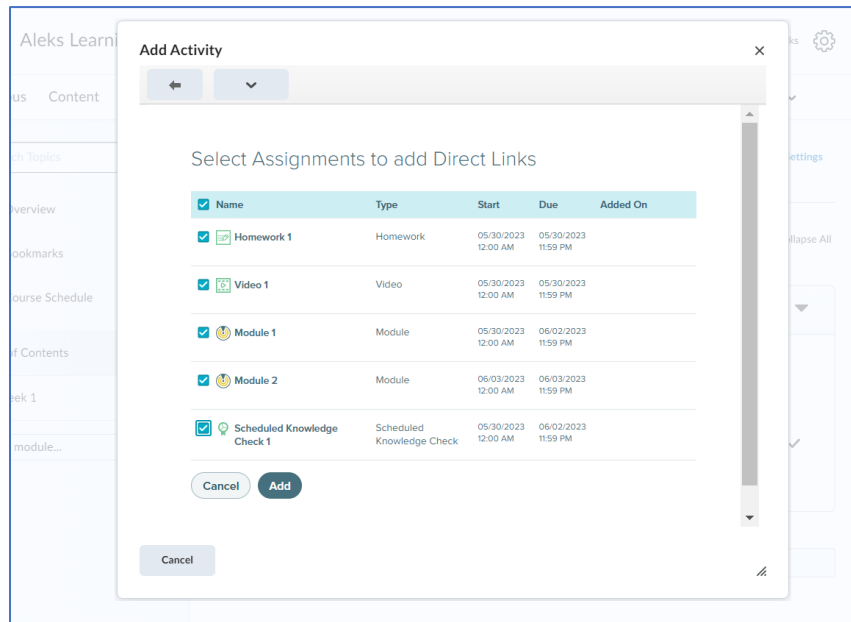
1. Select a module on the **Content** page of your D2L class.
2. Select **Existing Activities**.
3. Select **ALEKS Deep Link** from the drop-down menu. Note, the name of the link may be different for each institution. If you do not see a direct (deep) link tool in the menu, please contact your D2L Administrator.



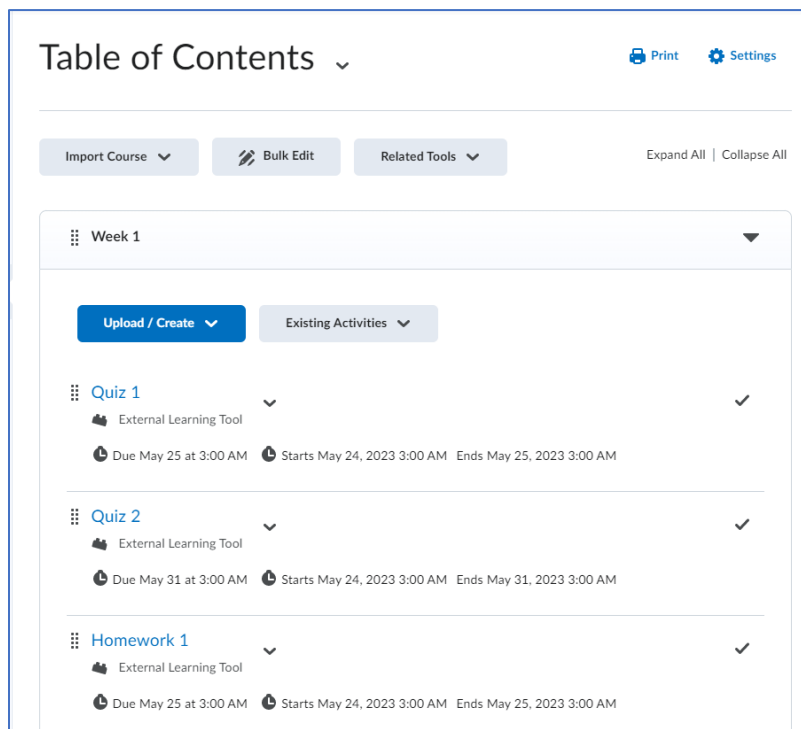
If there are no assignments in your ALEKS class, you will see a page letting you know that there are no ALEKS Assignments Available. Access your ALEKS class to add assignments.



If there are ALEKS assignments in your ALEKS class, you will see the **Add Activity** page with a list of assignments that you can add direct links. Check the box next to each assignment to add direct links. Select **Add** to save.



Upon success, you will see a list of ALEKS assignments on your D2L **Table of Contents** page.



## Instructor Launching ALEKS from D2L Content Page

When instructors click on any direct link from the D2L **Content** page, instructors will arrive at the ALEKS **Assignment List**. By default, the assignment is preselected in ALEKS with relevant actions for that assignment.

### D2L Content page:

The screenshot shows the 'Table of Contents' page in D2L. It features a 'Table of Contents' title with a dropdown arrow, 'Print' and 'Settings' icons, and buttons for 'Import Course', 'Bulk Edit', and 'Related Tools'. Below these are 'Expand All' and 'Collapse All' options. The main content area is titled 'Week 1' and contains an 'Upload / Create' button and an 'Existing Activities' dropdown. A red box highlights the 'Homework 1' entry, which includes an 'External Learning Tool' icon, a checkmark, and a due date of 'Due May 25 at 3:00 AM'. Below it, the start and end dates are listed: 'Starts May 24, 2023 3:00 AM' and 'Ends May 25, 2023 3:00 AM'. A 'Quiz 1' entry is also visible below.

### ALEKS Assignment List:

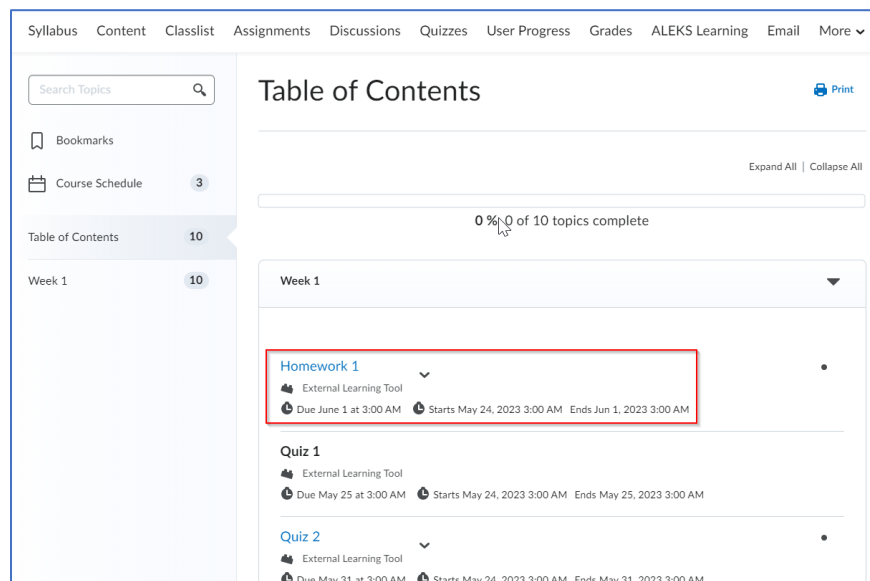
The screenshot shows the 'ALEKS Learning – Assignment List' page. At the top right, it displays 'Class Code: 6P4EL-PHQKU' and 'CLASS TOOLS'. Below the title is a toolbar with buttons for '+ New Assignment', 'Edit', 'Quick Edit', 'Edit Dates', 'Preview', 'Copy', 'Print', and 'More'. A search icon and '1 of 14 Selected' are also present. The main content is a table with the following columns: Name, Type, Start, Due, Status, Details, and Report. A red box highlights the 'Homework 1' row, which is selected with a checkmark. The 'Homework 1' row shows a type of 'Homework', a start time of '05/24/2023 12:00 AM', a due time of '05/24/2023 11:59 PM', a status of 'Closed', and '5 Questions'. Other rows include 'Initial Knowledge Check' (Knowledge Check, Open), 'Quiz 1' (Quiz, Closed, 5 Questions), and 'Test 2' (Test, Closed, 10 Questions).

Name	Type	Start	Due	Status	Details	Report
<input type="checkbox"/> Initial Knowledge Check	Knowledge Check	-	-	Open		
<input checked="" type="checkbox"/> Homework 1	Homework	05/24/2023 12:00 AM	05/24/2023 11:59 PM	Closed	5 Questions	
<input type="checkbox"/> Quiz 1	Quiz	05/24/2023 12:00 AM	05/24/2023 11:59 PM	Closed	5 Questions	
<input type="checkbox"/> Test 2	Test	05/24/2023 12:00 AM	05/24/2023 11:59 PM	Closed	10 Questions	

## Students Launching from D2L Content Page

When students click on the assignment link from the D2L **Content** page, they will arrive at the ALEKS landing page for the assignment. Note, if students accessing ALEKS for the first time, students will need to finish the entire ALEKS account creation flow (registration, apply access, Tools Tutorial, and Initial Knowledge Check) before they will be taken to an assignment or module landing page.

### D2L Content page:



### ALEKS Homework 1 landing page:

