
Direct (Deep) Linking for ALEKS Assignments

(Blackboard SaaS Ultra)

What is Direct Linking?

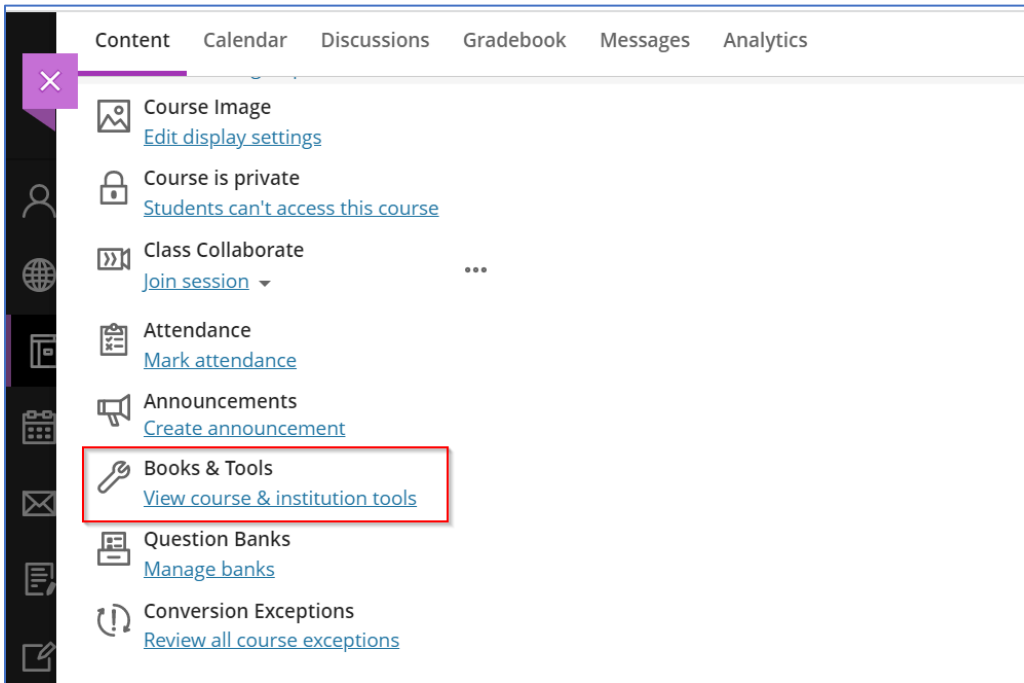
Direct (deep) linking allows instructors to create direct links for ALEKS assignments so students can access each specific ALEKS assignment directly from the LMS.

- Direct links are available to all instructors with classes at institutions using LTI Advantage (1.3) integration. Not sure if you are using LTI Advantage (1.3) integration? Contact your ALEKS Implementation Manager.
- Instructors can add direct links for all ALEKS Homework, Test, Quiz, Virtual Labs (Chemistry), Video assignments, Scheduled Knowledge Checks, and ALEKS Modules.
- Direct links are not available for ALEKS Initial Knowledge Check, Topic Goals, Time Goals, Pie Progress Goals, Post Module Knowledge Checks, and Automatic Knowledge Checks.

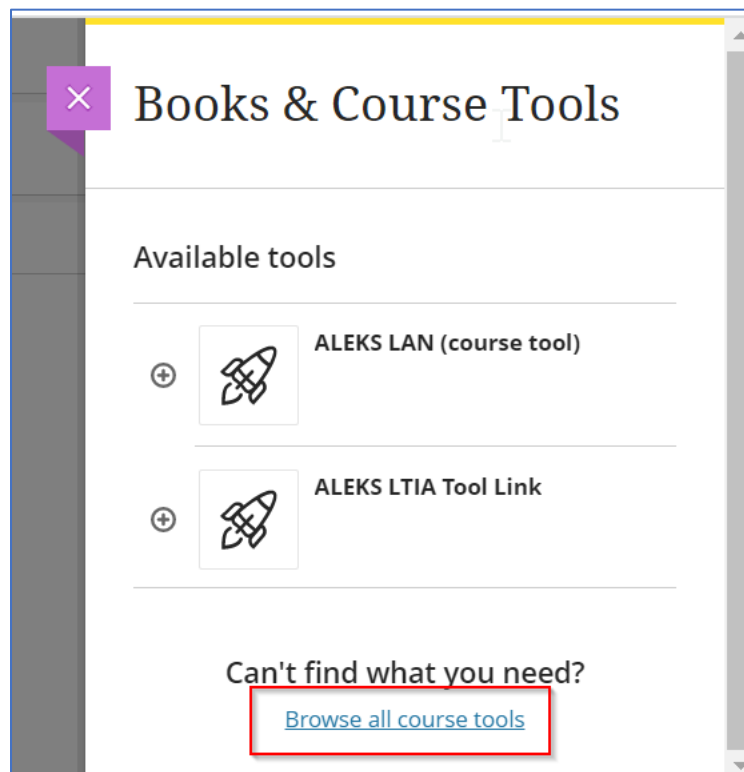
How to add direct links for ALEKS assignments

To add direct links for your ALEKS assignments in Blackboard, you must first pair your Blackboard class with ALEKS. After the class is paired, follow the steps below.

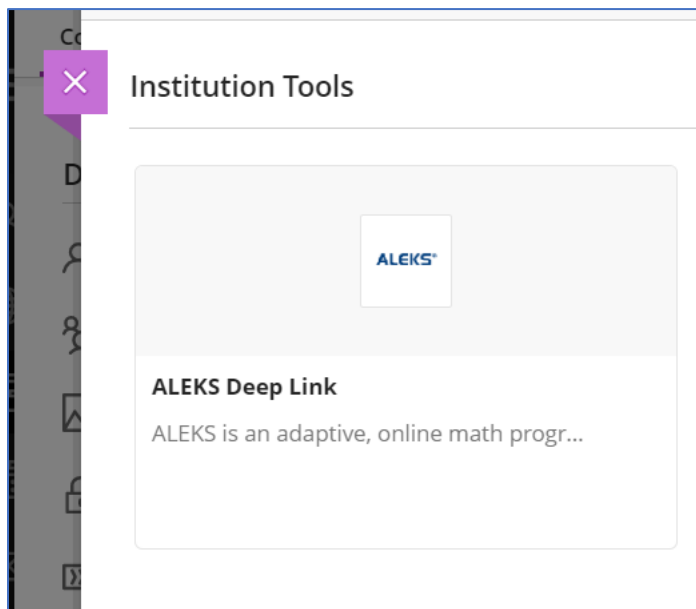
1. Locate the **Books & Tools** section and select the **View course & institution tools** link from the **Content** page of your Blackboard class.



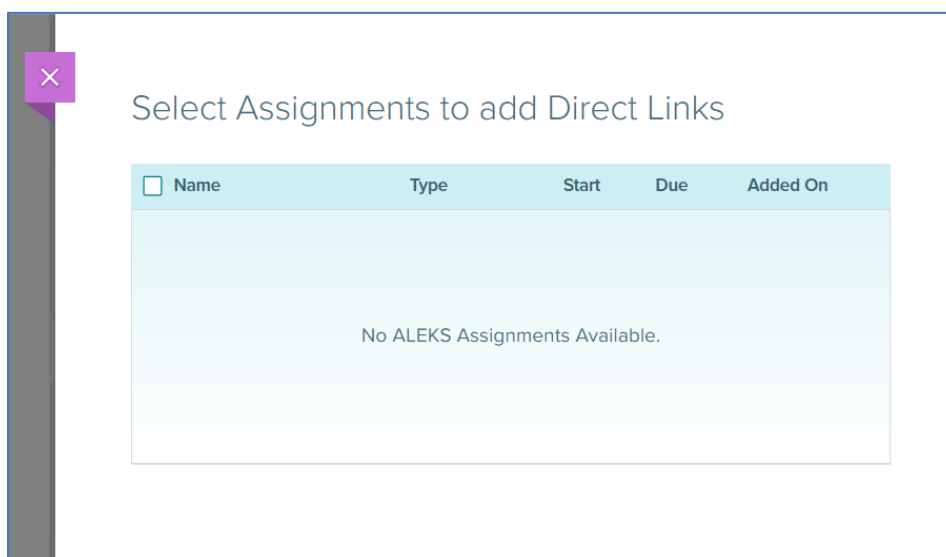
2. Select the **Browse all course tools** link on the **Books & Course Tools** tab.



3. Select **ALEKS Deep Link** under Institution Tools. Note, the name of the link may be different for each institution. If you do not see a direct (deep) link tool in the menu, please contact your Blackboard Administrator.



If there are no assignments in your ALEKS class, you will see a page letting you know that there are no ALEKS Assignments Available. Access your ALEKS class to add assignments.



If there are ALEKS assignments in your ALEKS class, you will see a page with a list of assignments that you can add direct links. Check the box next to each assignment to add direct links. Select **Add** to save.

✕

Select Assignments to add Direct Links

<input type="checkbox"/> Name	Type	Start	Due	Added On
<input type="checkbox"/> Quiz 1	Quiz	05/29/2023 12:00 AM	05/29/2023 11:59 PM	
<input type="checkbox"/> Homework 1	Homework	05/29/2023 12:00 AM	05/29/2023 11:59 PM	
<input type="checkbox"/> Test 1	Test	05/29/2023 12:00 AM	05/29/2023 11:59 PM	
<input type="checkbox"/> Video 1	Video	05/29/2023 12:00 AM	05/29/2023 11:59 PM	
<input type="checkbox"/> Module 1	Module	05/29/2023 12:00 AM	05/29/2023 11:59 PM	
<input type="checkbox"/> Module 2	Module	05/30/2023 12:00 AM	05/30/2023 11:59 PM	
<input type="checkbox"/> Module 3	Module	05/31/2023 12:00 AM	05/31/2023 11:59 PM	

Cancel
Add

Upon success, you will see a list of ALEKS assignments on your Blackboard **Course Content** page.

Course Content

Content

Visible to students ▾

ALEKS

Quiz 1

Due date: 5/29/23, 11:59 PM

Release conditions ▾ [Date/time](#)

Launch ALEKS Quiz 1

ALEKS

Homework 1

Due date: 5/29/23, 11:59 PM

Release conditions ▾ [Date/time](#)

Launch ALEKS Homework 1

ALEKS

Test 1

Due date: 5/29/23, 11:59 PM

Release conditions ▾ [Date/time](#)


Launch ALEKS Test 1

McGraw Hill ALEKS

Page 4 of 9

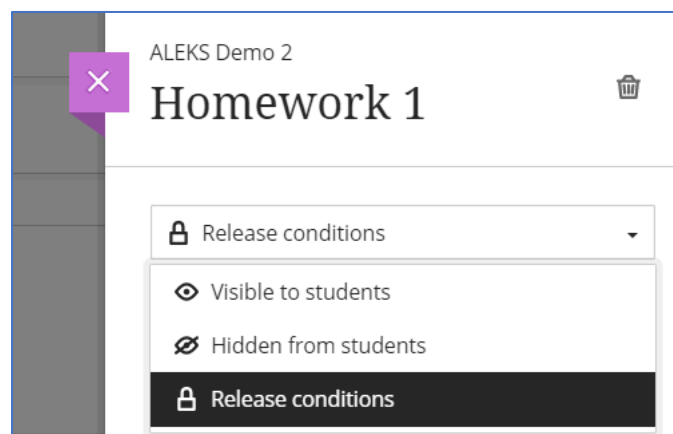
Need Help? Contact ALEKS Customer Support at <https://mhedu.force.com/aleks/s/>

Instructors can change the visibility of each assignment or decide when to release the content. Select the three dots menu to access more options for each assignment and then select **Edit**. Or select **Delete** to remove the assignment from the Course Content page.



Use the available drop-down menu to make your selection. Select **Visible to students** to display assignment to students. Select **Hidden from students** to hide the assignment from students. Students will not see the assignment in the Course Content page and in the Gradebook.

If you want to control when the assignment is available to students and/or to which students, select **Release conditions**. Select **Save** after you make your choices.



By default, all direct links for ALEKS assignments are visible on the Blackboard **Gradebook** page. Direct links are active when in the **Gradable Items** list view.

aleksdeep2

ALEKS Demo 2

Content Calendar Discussions **Gradebook** Messages Analytics Student Preview

Gradable Items **Students**

Item	Due Date	Grading Status	Post
ALEKS Quiz 1 0 of 1 submitted	5/29/23, 11:59 PM	Nothing to grade	...
ALEKS Homework 1 0 of 1 submitted	5/29/23, 11:59 PM	Nothing to grade	...
ALEKS Test 1 0 of 1 submitted	5/29/23, 11:59 PM	Nothing to grade	...
ALEKS Video 1 0 of 1 submitted	5/29/23, 11:59 PM	Nothing to grade	...
ALEKS Module 1 0 of 1 submitted	5/29/23, 11:59 PM	Nothing to grade	...
ALEKS Module 2 0 of 1 submitted	5/30/23, 11:59 PM	Nothing to grade	...
ALEKS Module 3 0 of 1 submitted	5/31/23, 11:59 PM	Nothing to grade	...

Change to **Student Grid** view to see all students' grades and assignments.

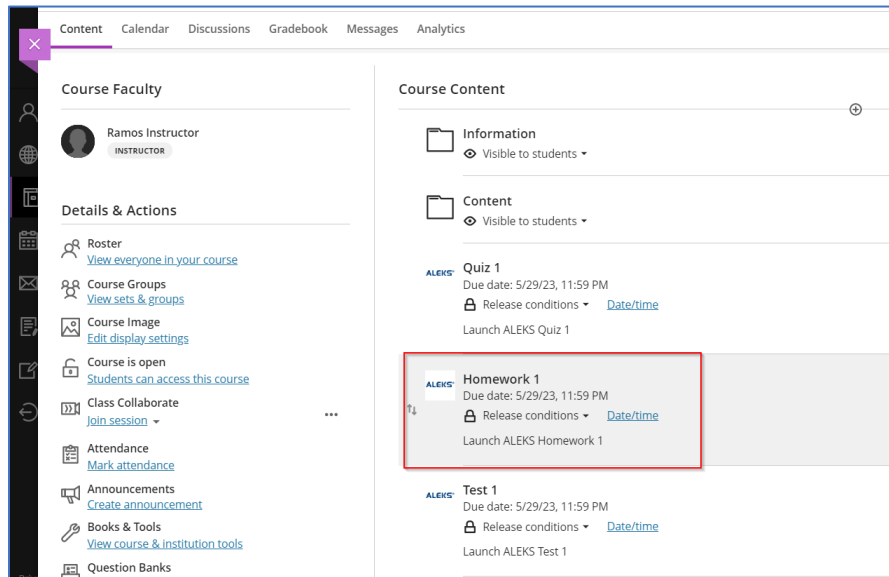
Search gradebook

Students	ALEKS Quiz 1	ALEKS Homework 1	ALEKS Test 1	ALEKS Video 1	ALEKS Module 1	ALEKS Module 2	ALEKS Module 3
	100 points	100 points	100 points	100 points	100 points	100 points	100 points
1 Student	0 Graded 0 Posted	0 Graded 0 Posted	0 Graded 0 Posted	0 Graded 0 Posted	0 Graded 0 Posted	0 Graded 0 Posted	0 Graded 0 Posted
Student Demo	Grade Now	Grade Now	Grade Now	Grade Now	Grade Now	Grade Now	Grade Now

Instructor Launching ALEKS from Blackboard Course Content Page

When instructors click on any direct link from the Blackboard **Course Content** page or from the Blackboard **Gradebook Gradable Items** list view, instructors will arrive at the ALEKS **Assignment List**. By default, the assignment is preselected in ALEKS with relevant actions for that assignment.

Blackboard Course Content page:



ALEKS Assignment List:

Class Code: M9DKU-GXC6N CLASS TOOLS

MT2 - ALEKS Demo 2 – Assignment List

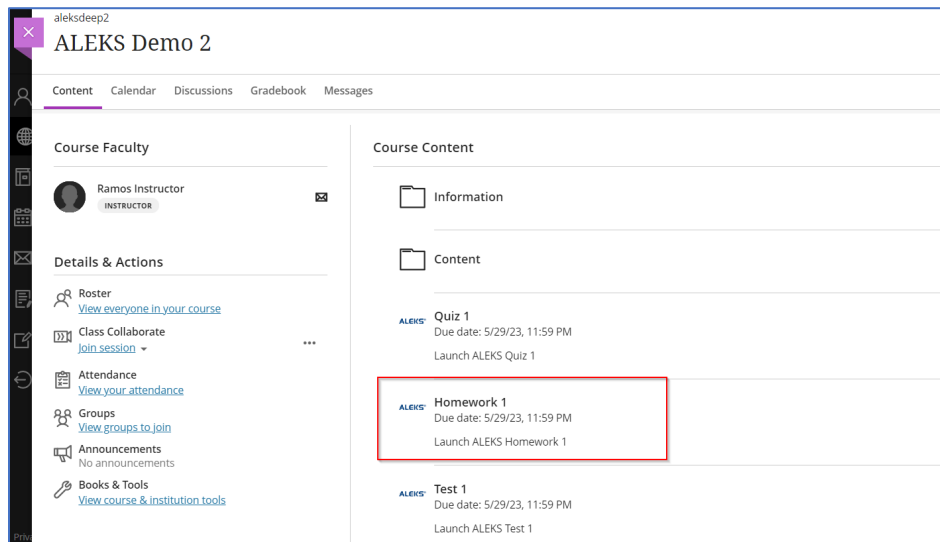
1 of 11 Selected

Name	Type	Start	Due	Status	Details	Report
<input type="checkbox"/> Initial Knowledge Check	Knowledge Check	-	-	Open		
<input checked="" type="checkbox"/> Homework 1	Homework	05/29/2023 12:00 AM	05/29/2023 11:59 PM	Open	5 Questions	
<input type="checkbox"/> Module 1	Module	05/29/2023 12:00 AM	05/29/2023 11:59 PM	Open	7 Topics	
<input type="checkbox"/> Post Module Knowledge Check After Module 1	Knowledge Check	-	-			
<input type="checkbox"/> Quiz 1	Quiz	05/29/2023 12:00 AM	05/29/2023 11:59 PM	Open	5 Questions	

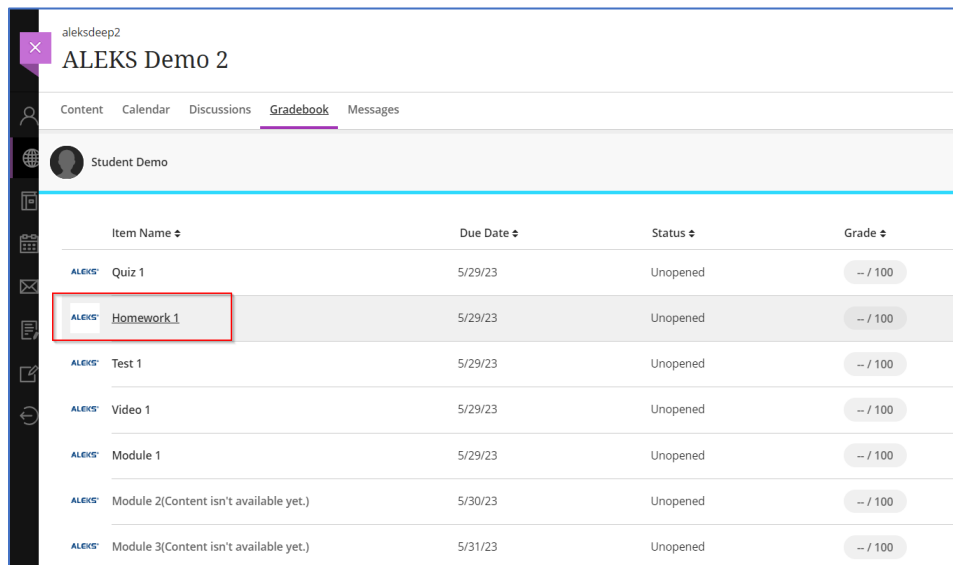
Students Launching from Blackboard Content Page or Gradebook

When students click on the assignment link from the Blackboard **Course Content** page or **Gradebook**, they will arrive at the ALEKS landing page for the assignment. Note, if students accessing ALEKS for the first time, students will need to finish the entire ALEKS account creation flow (registration, apply access, Tools Tutorial, and Initial Knowledge Check) before they will be taken to an assignment or module landing page.

Blackboard Content page:



Blackboard Gradebook page:



Item Name	Due Date	Status	Grade
ALEKS Quiz 1	5/29/23	Unopened	-- / 100
ALEKS Homework 1	5/29/23	Unopened	-- / 100
ALEKS Test 1	5/29/23	Unopened	-- / 100
ALEKS Video 1	5/29/23	Unopened	-- / 100
ALEKS Module 1	5/29/23	Unopened	-- / 100
ALEKS Module 2(Content isn't available yet.)	5/30/23	Unopened	-- / 100
ALEKS Module 3(Content isn't available yet.)	5/31/23	Unopened	-- / 100

ALEKS Homework 1 landing page:

Homework 1
Introduction

Studentaleks

Español

Due	Attempts	Number of Questions
Today 11:59 PM	1 of Unlimited Attempts	5 Questions

Grading Policy: Best Score
Partial Credit: Enabled

Please remember:

- Once you start the Homework, you must finish it (or save it for later) before you can work on anything else.

Assignments List Start

© 2023 McGraw Hill LLC. All Rights Reserved. Terms of Use | Privacy Center | Accessibility