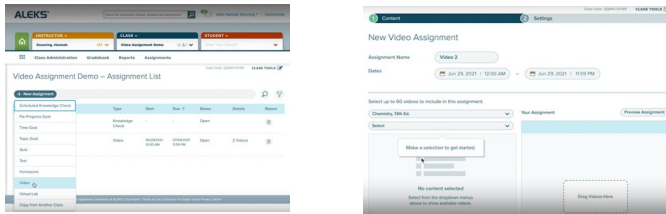
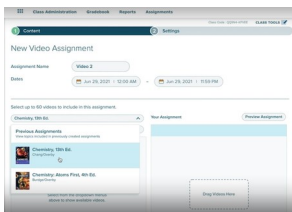


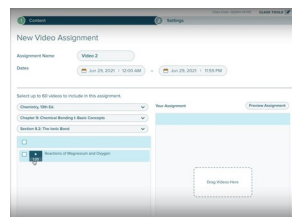
To create video assignments in ALEKS, click on New Assignment and choose Video. You will then see where to choose the content of your Video Assignment.



In the first dropdown, choose the text from which you would like to assign a video. The second dropdown will allow you to choose the Chapter and Section.



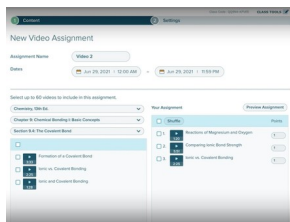
From the list of videos, you will see the video name and the run time within the Play icon next to the video.



As the instructor, you can preview the video in a pop-up window by clicking on the Play icon next to the video. From the pop-up, you can add videos to the assignment by clicking on the Add To Assignment button.



You can also add videos by clicking on the Select box or the Add box or by dragging and dropping to add your videos. Points can also be adjusted using the column on the right.



Hit Continue to see what settings are available for this assignment. You can also set a Video Assignment as a prerequisite to a Homework, Test or Quiz.

